



US00D455425S

(12) **United States Design Patent**
Takiguchi

(10) **Patent No.:** **US D455,425 S**

(45) **Date of Patent:** **** Apr. 9, 2002**

(54) **COMPUTER**

JP 1041446 3/1999
JP 1042706 4/1999

(75) Inventor: **Takahisa Takiguchi**, Tottori-ken (JP)

(73) Assignees: **Sanyo Electric Co., Ltd.**, Osaka-Fu;
Tottori Sanyo Electric Co., Ltd.,
Tottori-ken, both of (JP)

Primary Examiner—Freda Nunn
(74) *Attorney, Agent, or Firm*—Darby & Darby

(**) Term: **14 Years**

(57) **CLAIM**

The ornamental design for a computer, as shown and described.

(21) Appl. No.: **29/138,149**

DESCRIPTION

(22) Filed: **Mar. 7, 2001**

(30) **Foreign Application Priority Data**

Oct. 25, 2000 (JP) 2000-030395

(51) **LOC (7) Cl.** **14-02**

(52) **U.S. Cl.** **D14/327**

(58) **Field of Search** D14/315, 318,
D14/319, 322, 327; D18/1, 2, 7; 235/145 A,
145 R; 341/22, 23; 345/104, 156, 168,
169, 173; 361/680-686


FIG. 1 is a top, front, and right side perspective view of my new design for a computer in an open position;
FIG. 2 is a top, front, and right side perspective view of my new design for a computer in a closed position;
FIG. 3 is a front elevation view thereof in the open position;
FIG. 4 is a rear elevation view thereof in the open position;
FIG. 5 is a top plan view thereof in the open position;
FIG. 6 is a bottom plan view thereof in the open position;
FIG. 7 is a left side elevation view thereof in the open position; and,
FIG. 8 is a right side elevation view thereof in the open position.

(56) **References Cited**

FOREIGN PATENT DOCUMENTS

JP 1040637 3/1999


1 Claim, 5 Drawing Sheets




F I G . 1




F I G . 2



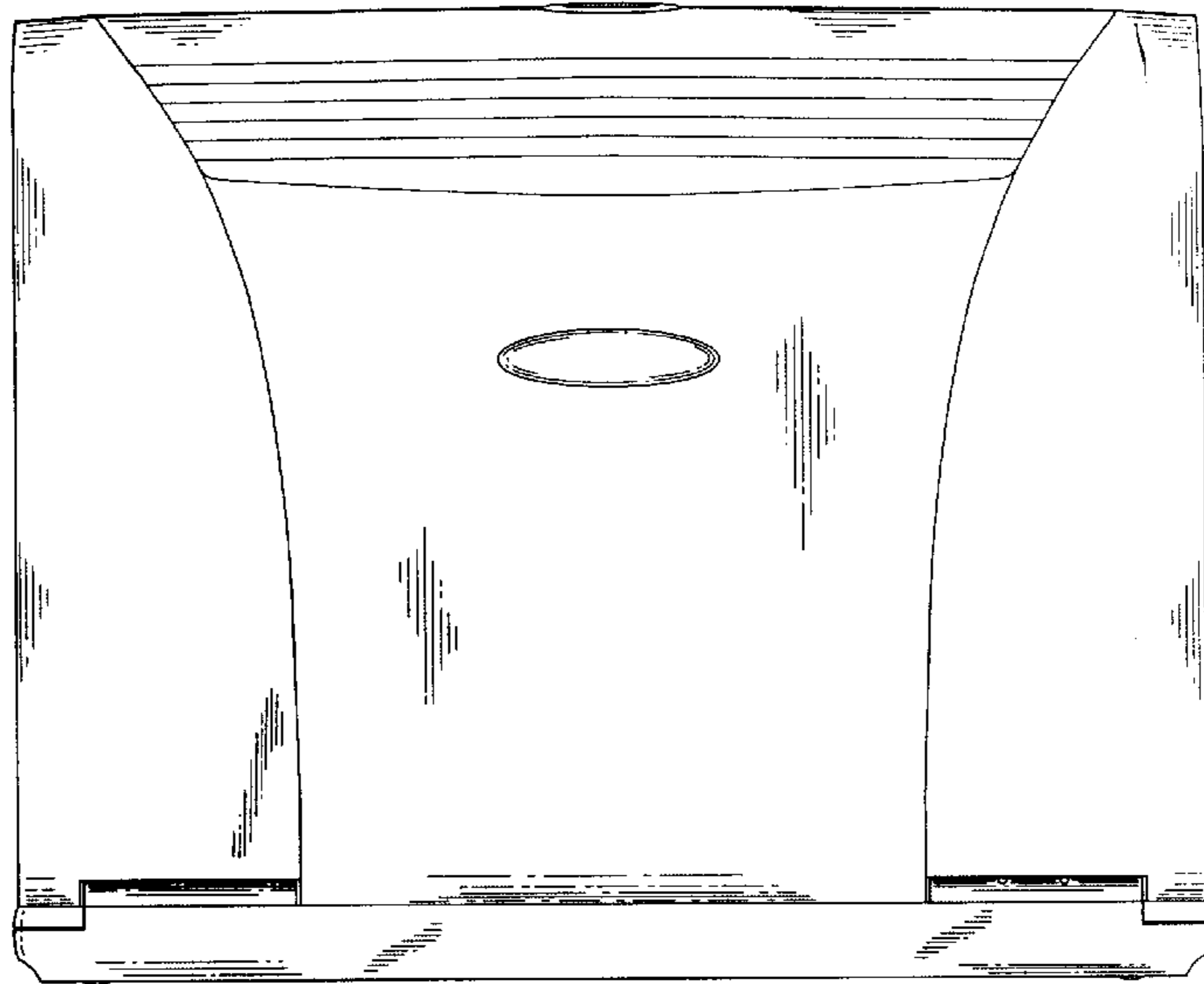
F I G . 3



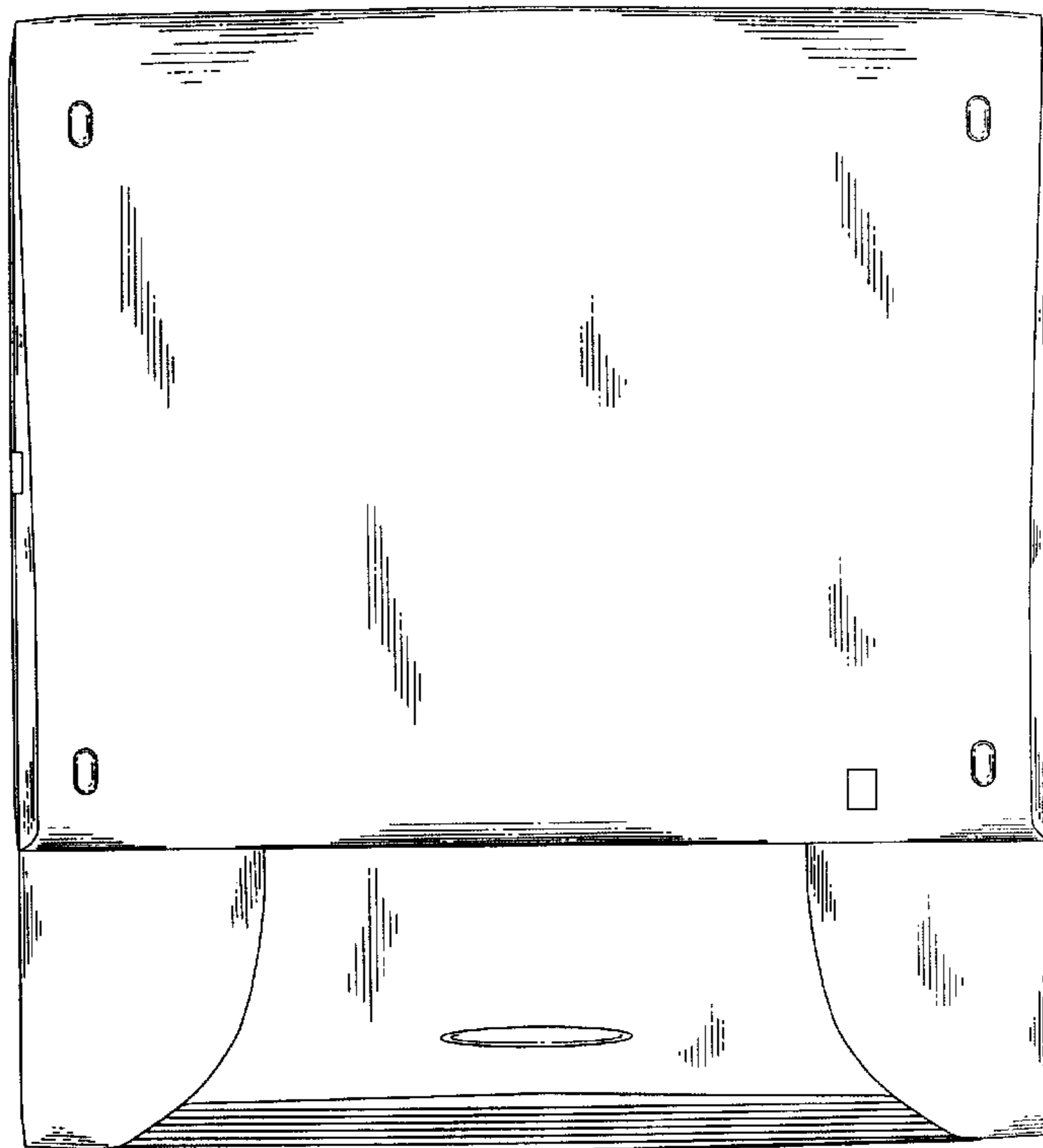
F I G . 5




F I G . 4



F I G . 6



F I G . 7



F I G . 8

