



US00D455413S

(12) **United States Design Patent**
Lee

(10) **Patent No.:** **US D455,413 S**

(45) **Date of Patent:** **** Apr. 9, 2002**

(54) **HANDSET**

(75) **Inventor:** **Kelley Ann Chao-Fei Ching Lee,**
Pasadena, CA (US)

(73) **Assignee:** **Nokia Mobile Phones Ltd., Espoo (FI)**

(**) **Term:** **14 Years**

(21) **Appl. No.:** **29/138,501**

(22) **Filed:** **Mar. 15, 2001**

(51) **LOC (7) Cl.** **14-03**

(52) **U.S. Cl.** **D14/138**

(58) **Field of Search** D14/137, 138,
D14/218, 147-148, 247-248, 144, 341-347;
379/433.01-433.13, 419, 434, 428.01-428.04,
420.01-420.04, 440; 455/550-575, 90

(56) **References Cited**

U.S. PATENT DOCUMENTS

D388,784 S	*	1/1998	Phillips et al.	D14/138
D405,445 S	*	2/1999	Phillips et al.	D14/138
D407,399 S	*	3/1999	Frye et al.	D14/138
D408,813 S	*	4/1999	Prior	D14/138
D412,704 S	*	8/1999	Vuolteenaho et al.	D14/138
D415,149 S	*	10/1999	Vuolteenaho et al.	D14/138
D415,151 S	*	10/1999	Kim	D14/138
D415,488 S	*	10/1999	Lee	D14/138
D415,489 S	*	10/1999	Ke	D14/138
D416,255 S	*	11/1999	Johansson et al.	D14/144
D425,057 S	*	5/2000	Finkbeiner	D14/138
D428,401 S	*	7/2000	Curtis	D14/138

6,084,962 A	*	7/2000	Plenge	379/433
6,097,964 A	*	8/2000	Nuovo et al.	455/550
D433,002 S	*	10/2000	Kolinen	D14/138
D436,938 S	*	1/2001	Won	D14/138
D439,230 S	*	3/2001	Braxton et al.	D14/138
D440,951 S	*	4/2001	Kolinen	D14/138
D443,258 S	*	6/2001	Gartrell et al.	D14/138
D443,866 S	*	6/2001	Arbisi et al.	D14/138
D445,770 S	*	7/2001	Yang	D14/138
D446,197 S	*	8/2001	Lee	D14/138

FOREIGN PATENT DOCUMENTS

JP	982913	*	6/1997
JP	1008796	*	4/1998

* cited by examiner

Primary Examiner—Jeffrey Asch

(74) *Attorney, Agent, or Firm*—Steven A. Shaw

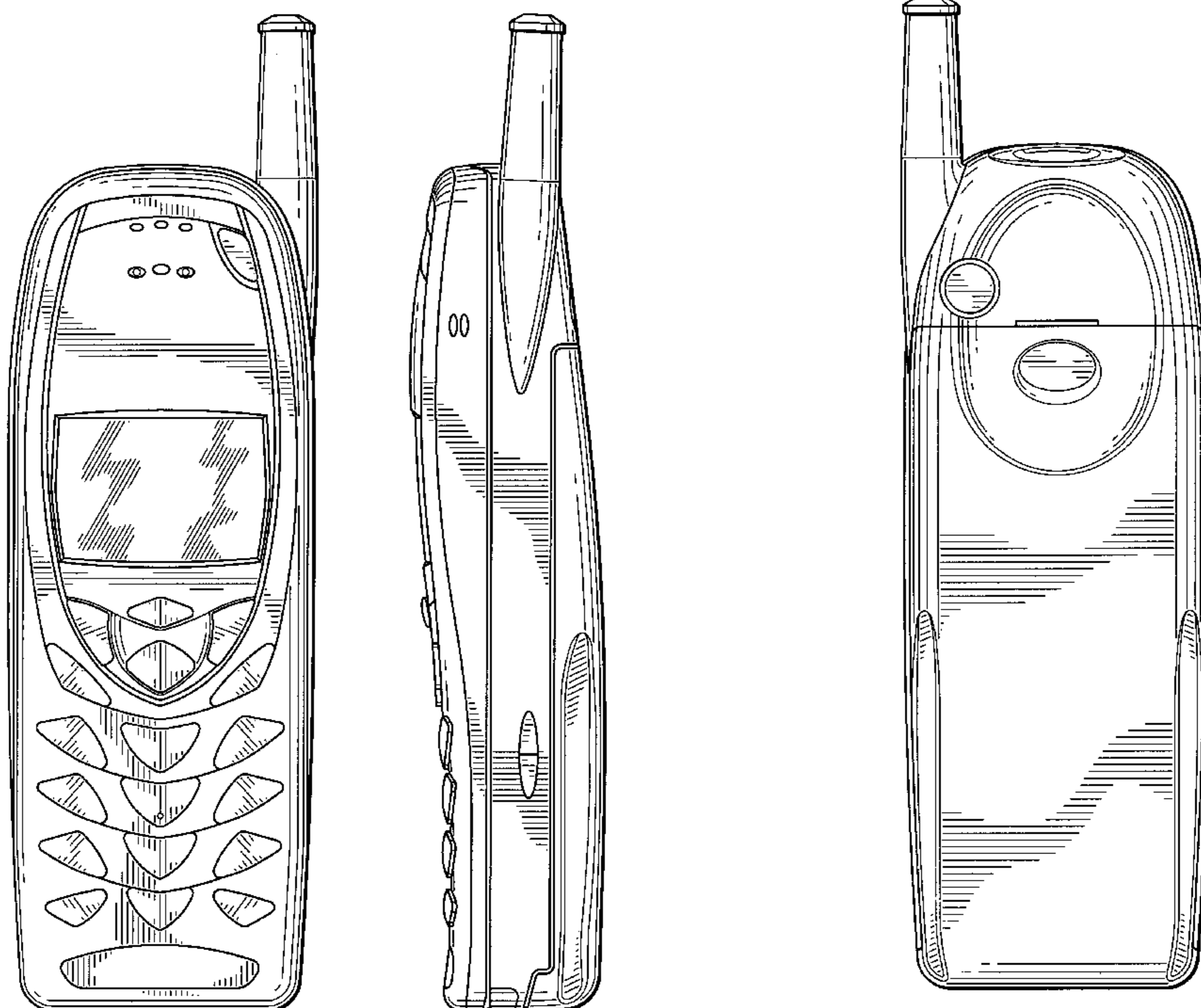
(57) **CLAIM**

The ornamental design for a handset, as shown.

DESCRIPTION

FIG. 1 is a left side view of the handset;
FIG. 2 is a front view thereof;
FIG. 3 is a right side view thereof;
FIG. 4 is a perspective front view thereof;
FIG. 5 is a bottom plan view thereof;
FIG. 6 is a top plan view thereof;
FIG. 7 is a rear view thereof; and,
FIG. 8 is a perspective rear view thereof.

1 Claim, 3 Drawing Sheets



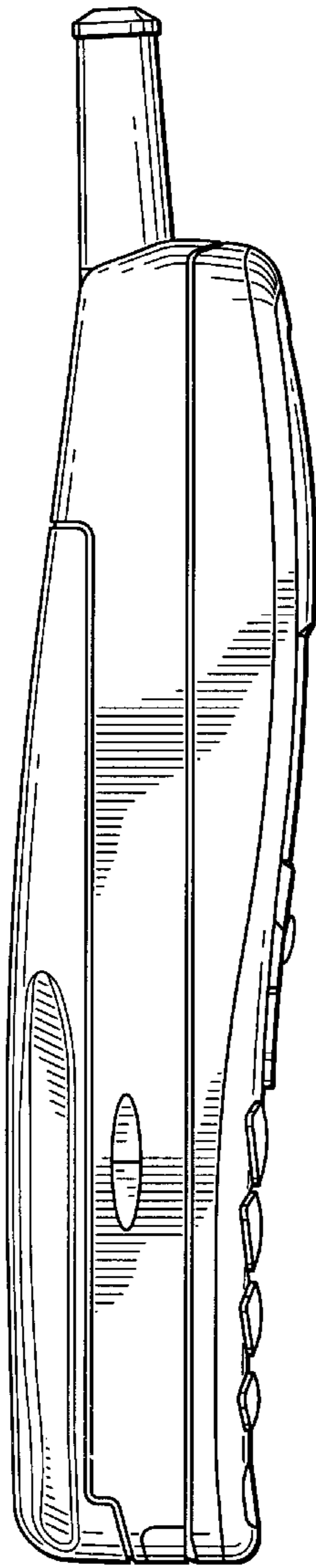


FIG. 1

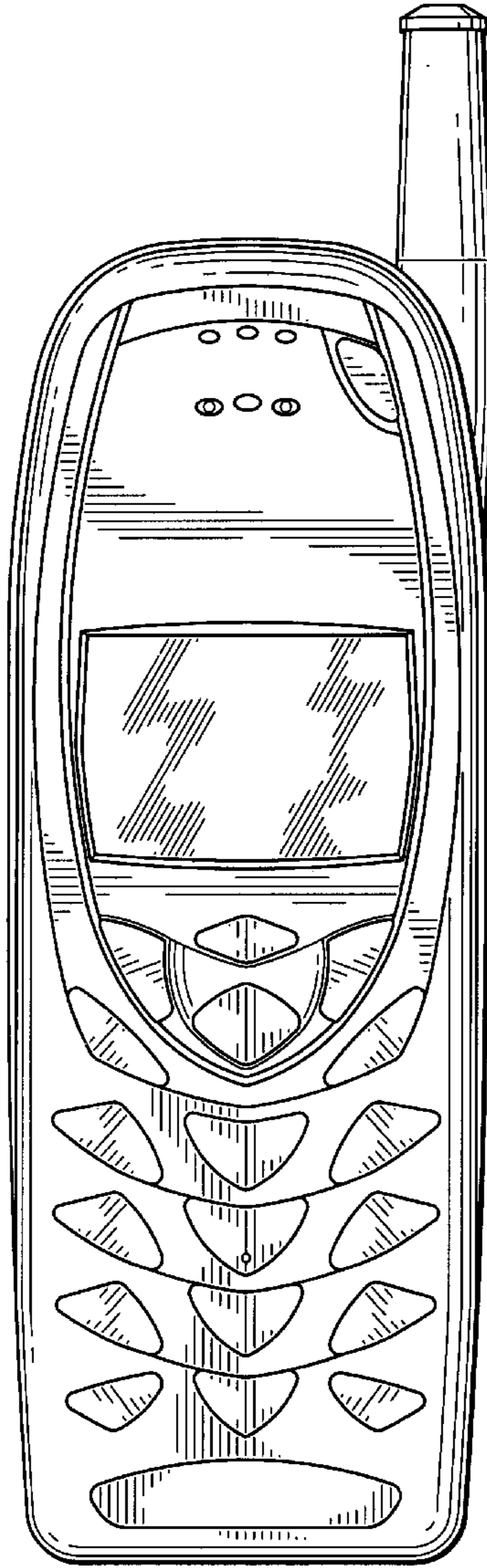


FIG. 2

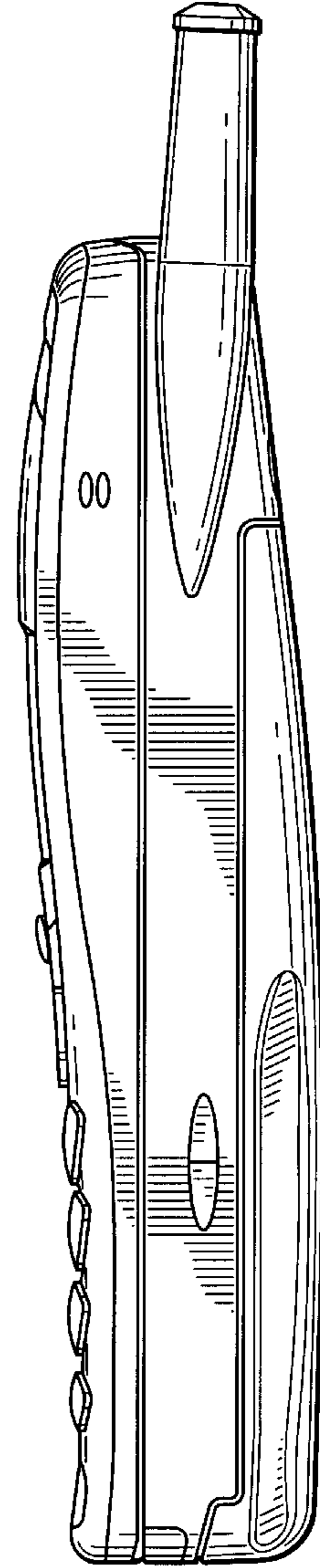


FIG. 3

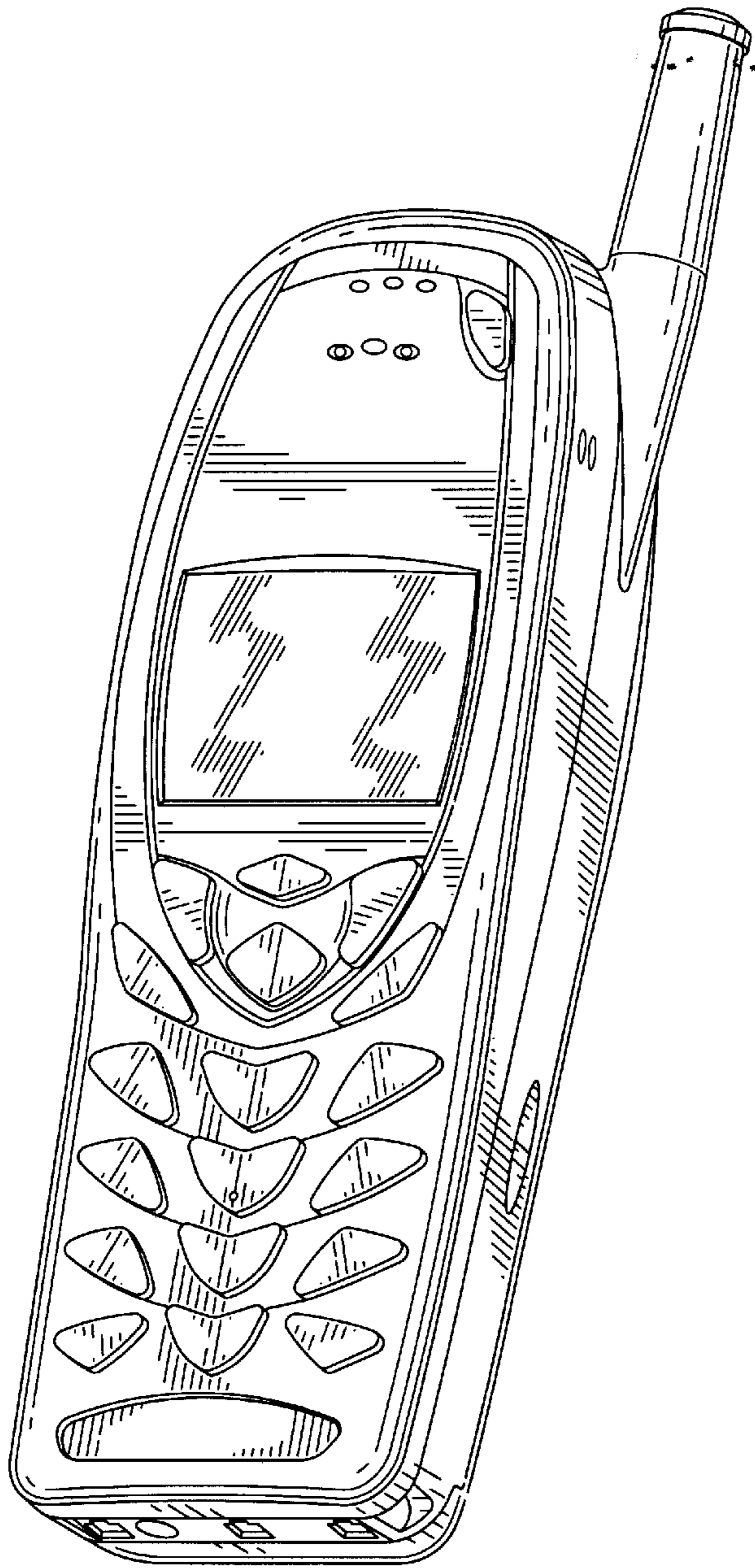


FIG. 4

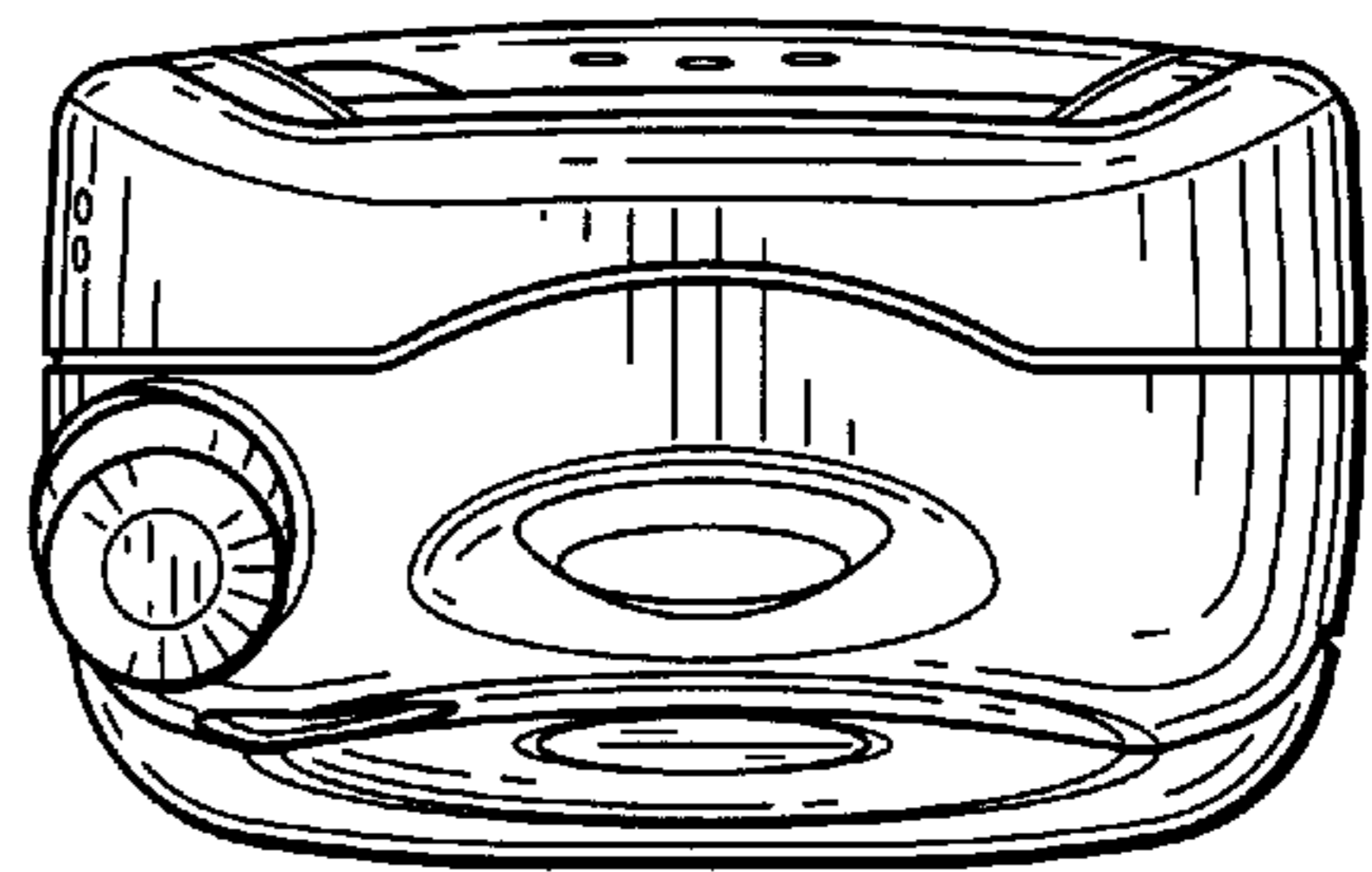


FIG. 5

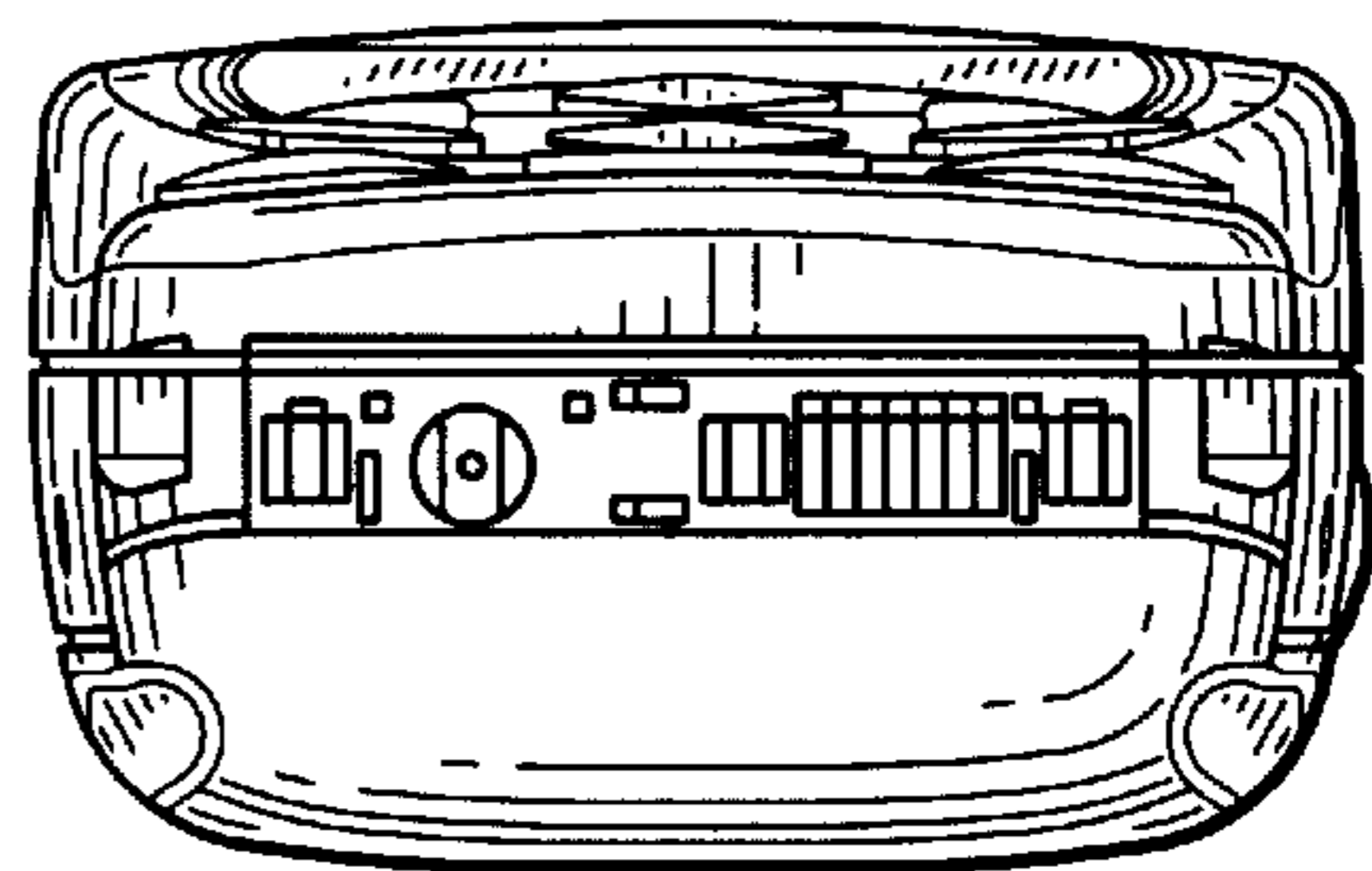


FIG. 6

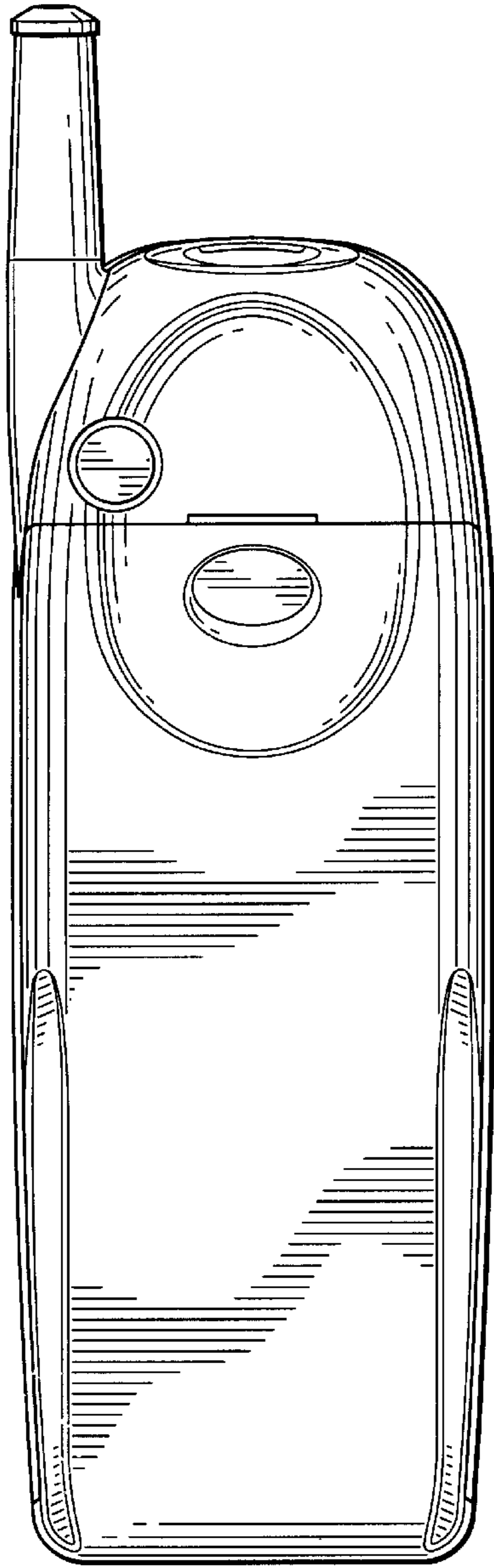


FIG. 7

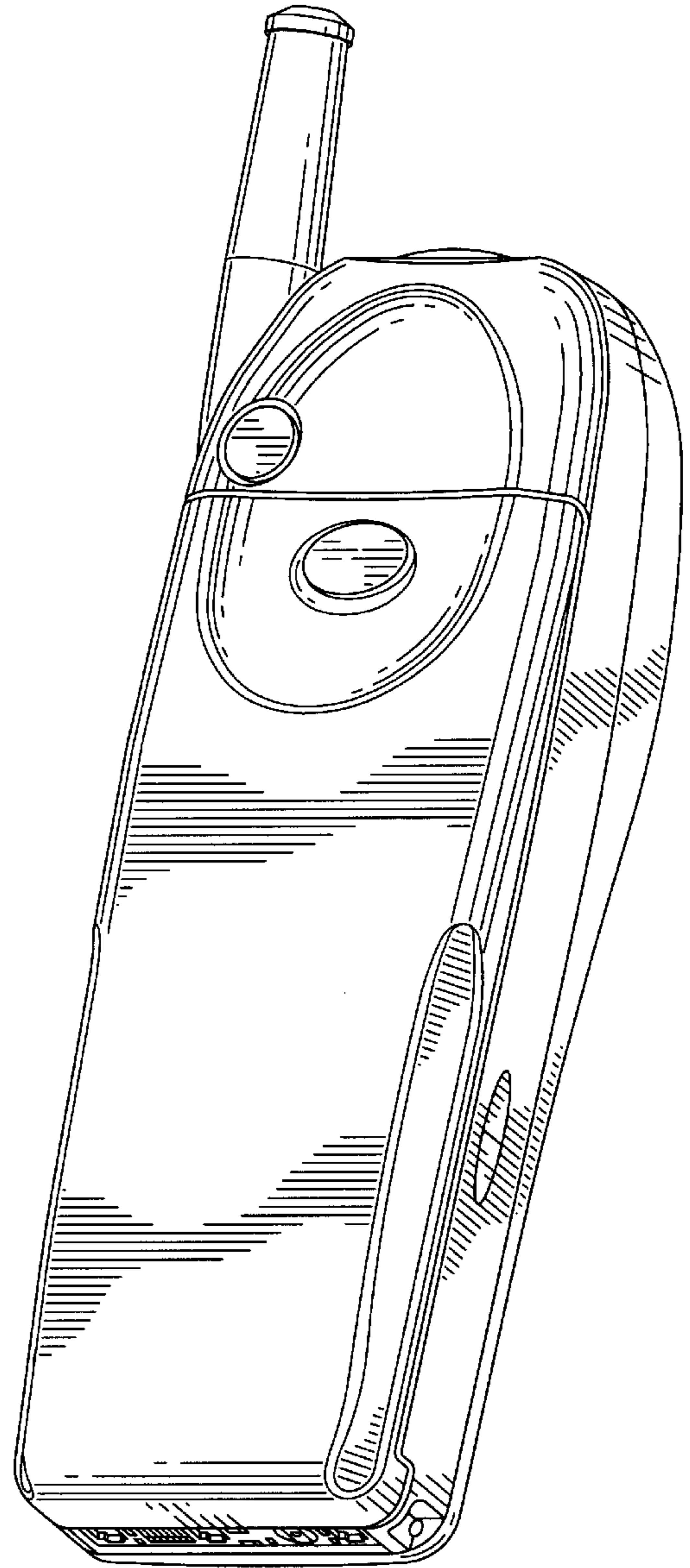


FIG. 8