



US00D455408S

(12) **United States Design Patent**
Vackar

(10) **Patent No.:** **US D455,408 S**

(45) **Date of Patent:** **** Apr. 9, 2002**

- (54) **OUTER SURFACE OF AN ELECTRONIC ENCLOSURE**
- (75) Inventor: **Mark A Vackar**, Houston, TX (US)
- (73) Assignee: **Toshiba International Corporation**, Houston, TX (US)
- (**) Term: **14 Years**
- (21) Appl. No.: **29/136,650**
- (22) Filed: **Feb. 6, 2001**
- (51) **LOC (7) Cl.** **13-03**
- (52) **U.S. Cl.** **D13/184**
- (58) **Field of Search** D13/164, 177, D13/184; D14/348, 349, 352, 353, 354, 355, 356; 312/223.1, 222.2; 361/600, 622, 679, 724

- D341,570 S * 11/1993 Brandt et al. D14/100
- D346,370 S * 4/1994 Hetfield et al. D14/107
- D357,905 S * 5/1995 Kimbrough D14/100
- D396,690 S * 8/1998 Fryers D13/147
- D408,796 S * 4/1999 Georgopulos D14/100

* cited by examiner

Primary Examiner—Ted Shooman

Assistant Examiner—Selina Sikder

(74) *Attorney, Agent, or Firm*—Banner & Witcoff, Ltd.

(57) **CLAIM**

The ornamental design for an outer surface of an electronic enclosure, as shown and described.

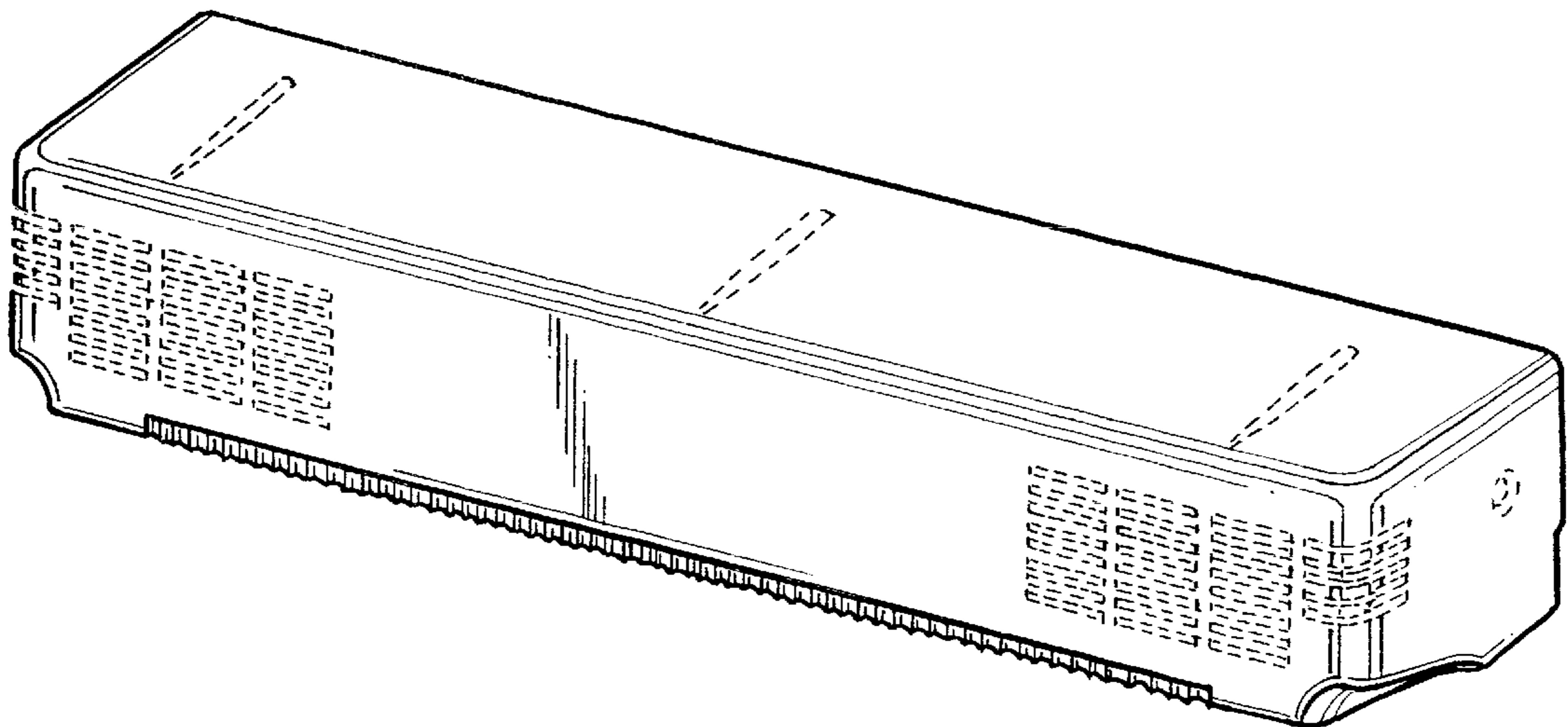
DESCRIPTION

FIG. 1 is a perspective view of an outer surface of an electronic enclosure showing my new design;
 FIG. 2 is a front elevational view thereof;
 FIG. 3 is a bottom plan view thereof;
 FIG. 4 is a right side elevational view thereof; and,
 FIG. 5 is a left side elevational view thereof.
 No claim is made to the rear elevational view. The broken line showing of various features is for illustrative purposes only and forms no part of the claimed design.

1 Claim, 2 Drawing Sheets

(56) **References Cited**
U.S. PATENT DOCUMENTS

- D277,283 S * 1/1985 Empson et al. D14/100
- D301,137 S * 5/1989 Treptow et al. D14/107
- D301,470 S * 6/1989 Preussner D14/100
- D314,947 S * 2/1991 Imamura D14/100
- D340,031 S * 10/1993 Hill D13/162.1



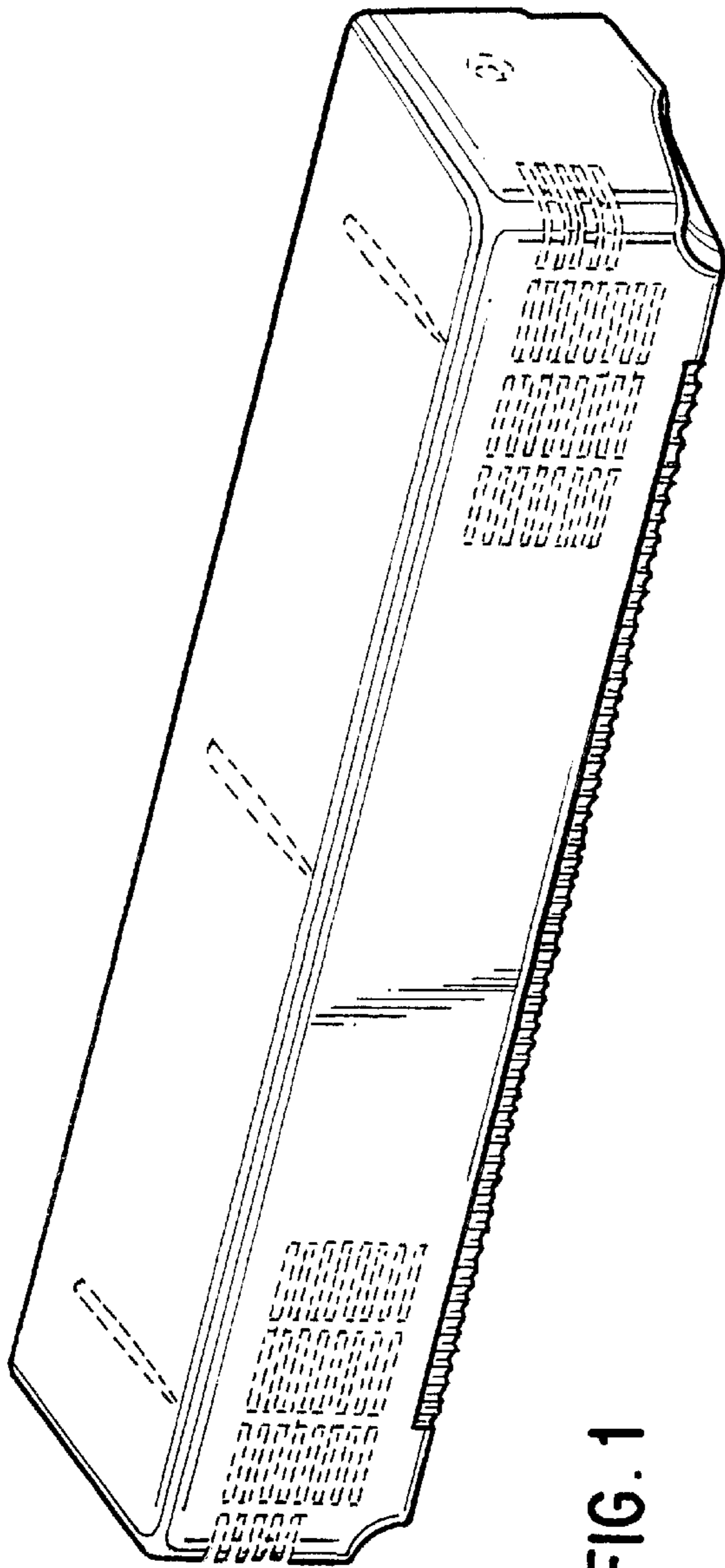


FIG. 1

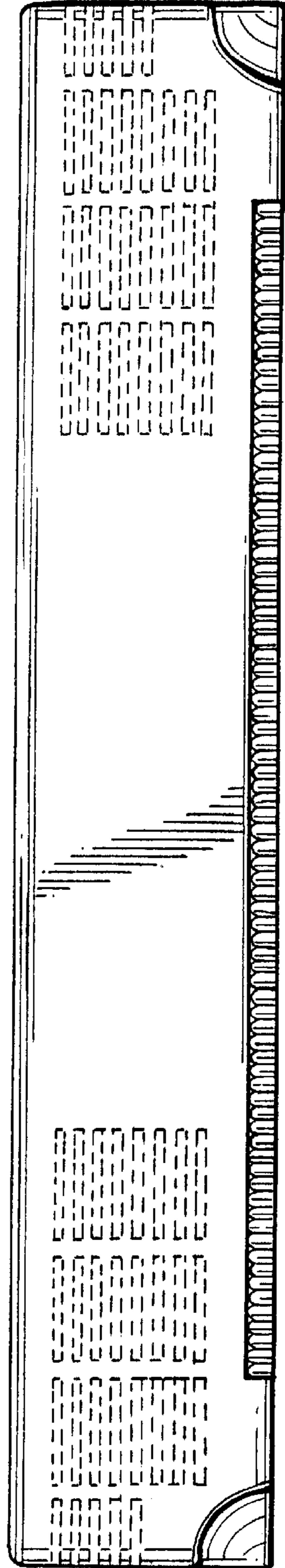


FIG. 2




FIG. 3

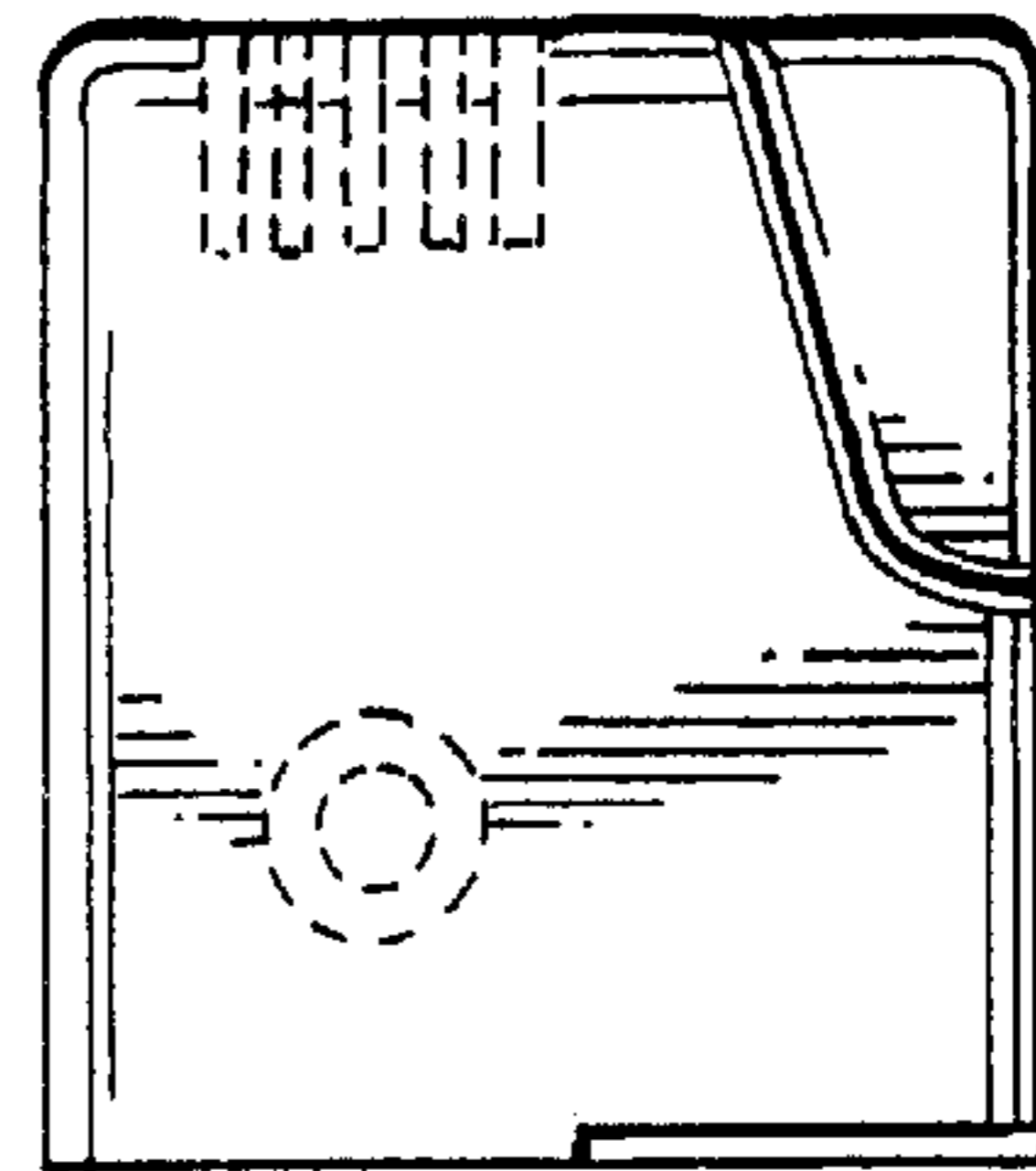


FIG. 5

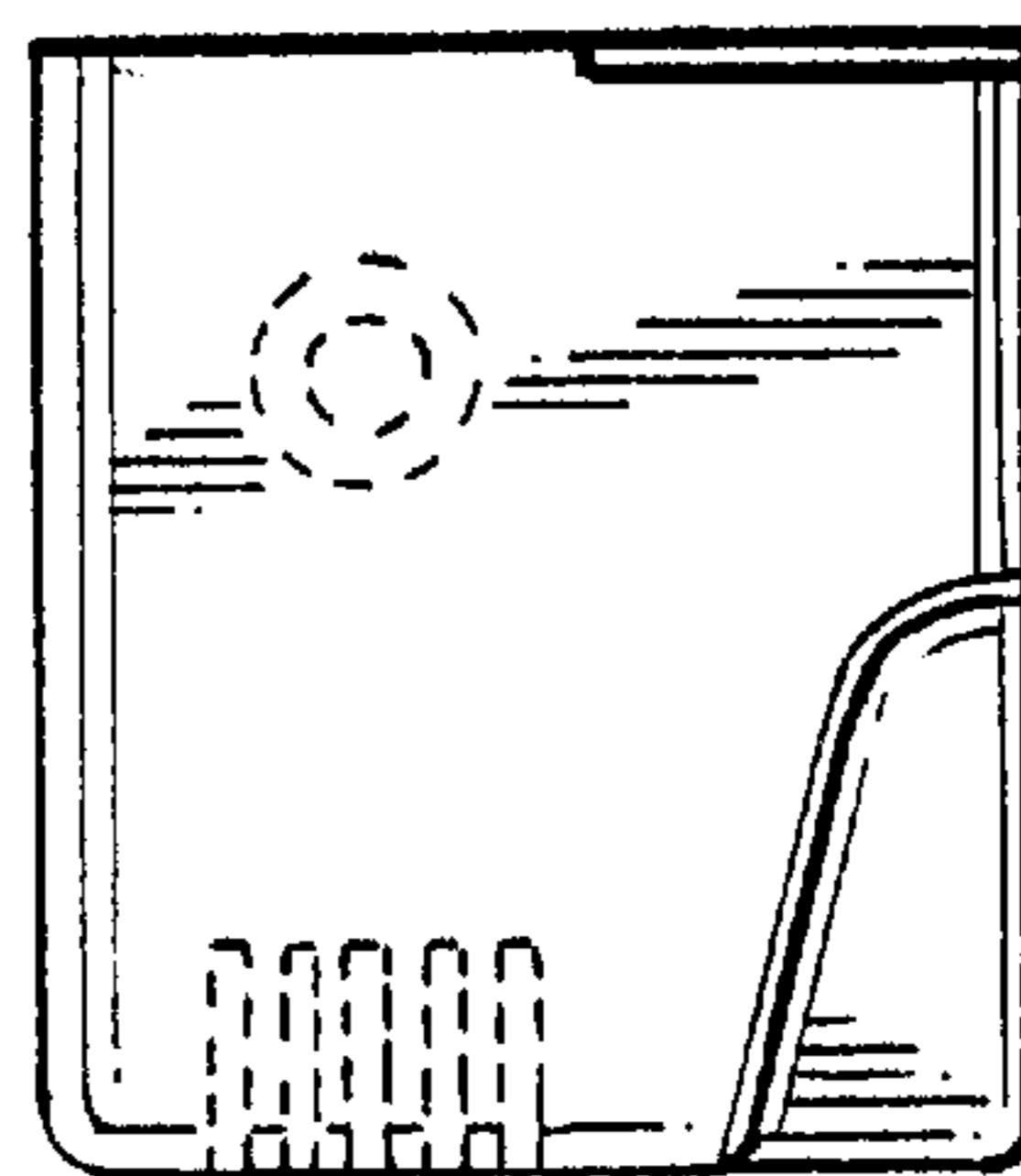


FIG. 4