



US00D455393S

(12) **United States Design Patent** (10) **Patent No.:** **US D455,393 S**
Ratliff, Jr. (45) **Date of Patent:** **** Apr. 9, 2002**

(54) **TIRE TREAD**

(75) **Inventor:** **Billy Joe Ratliff, Jr., Akron, OH (US)**

(73) **Assignee:** **The Goodyear Tire & Rubber Company, Akron, OH (US)**

(**) **Term:** **14 Years**

(21) **Appl. No.:** **29/139,862**

(22) **Filed:** **Apr. 6, 2001**

(51) **LOC (7) Cl. 12-15**

(52) **U.S. Cl. D12/546; D12/541; D12/564; D12/900**

(58) **Field of Search D12/533, 541, D12/544, 546, 550, 553, 563, 564, 566, 567; 152/209.1, 209.9, 209.12, 209.13, 209.25, 209.28**

(56) **References Cited**

U.S. PATENT DOCUMENTS

D390,177 S * 2/1998 Maxwell D12/546
D402,945 S * 12/1998 Maxwell et al. D12/546

D420,946 S * 2/2000 Ratliff, Jr. D12/546
6,123,129 A * 9/2000 Himuro 152/209.15
D450,033 S * 11/2001 Graas et al. D12/563

* cited by examiner

Primary Examiner—Robert M. Spear

(74) *Attorney, Agent, or Firm*—David E. Wheeler

(57) **CLAIM**

The ornamental Design for a tire tread, as shown and described.

DESCRIPTION

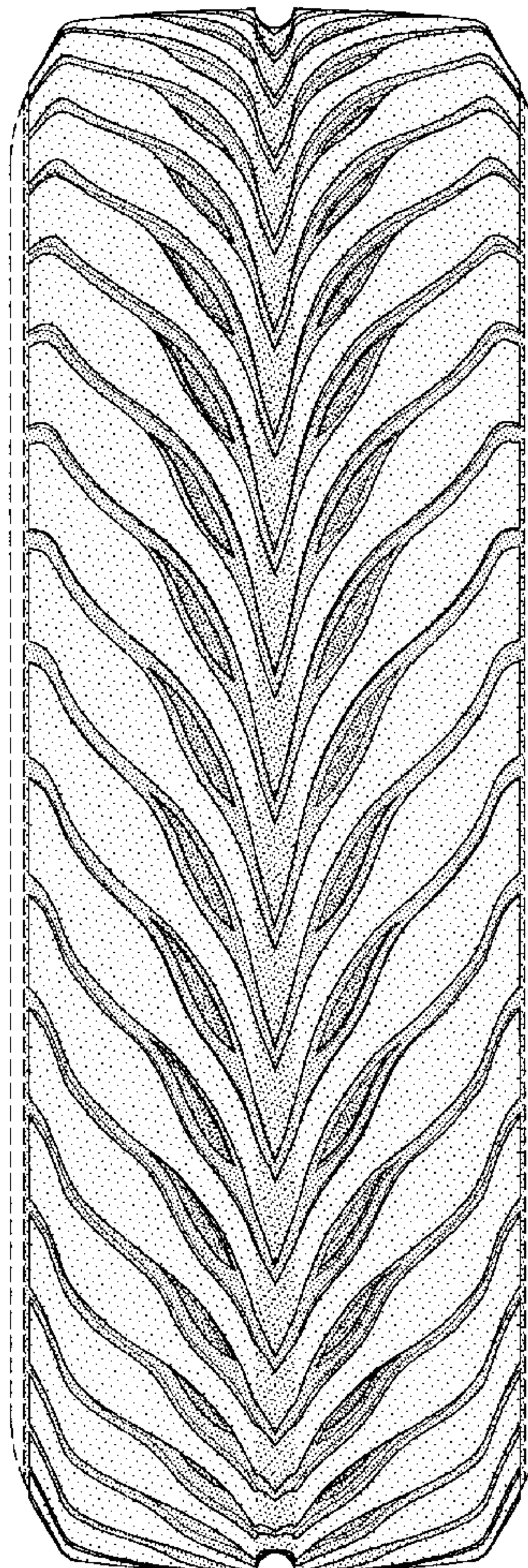
FIG. 1 is a perspective view of a tire tread showing our new design, it being understood that the pattern repeats uniformly throughout the circumference of the tread;

FIG. 2 is a front elevational view thereof; and,

FIG. 3 is a side elevational view thereof, the opposite side elevational view being a mirror image thereof.

In the drawings, the broken lines defining the inner bead and sidewall and the peripheral boundary between the tire tread and the sidewall are for illustrative purposes only and form no part of the claimed design.

1 Claim, 3 Drawing Sheets






FIG-1




FIG-2

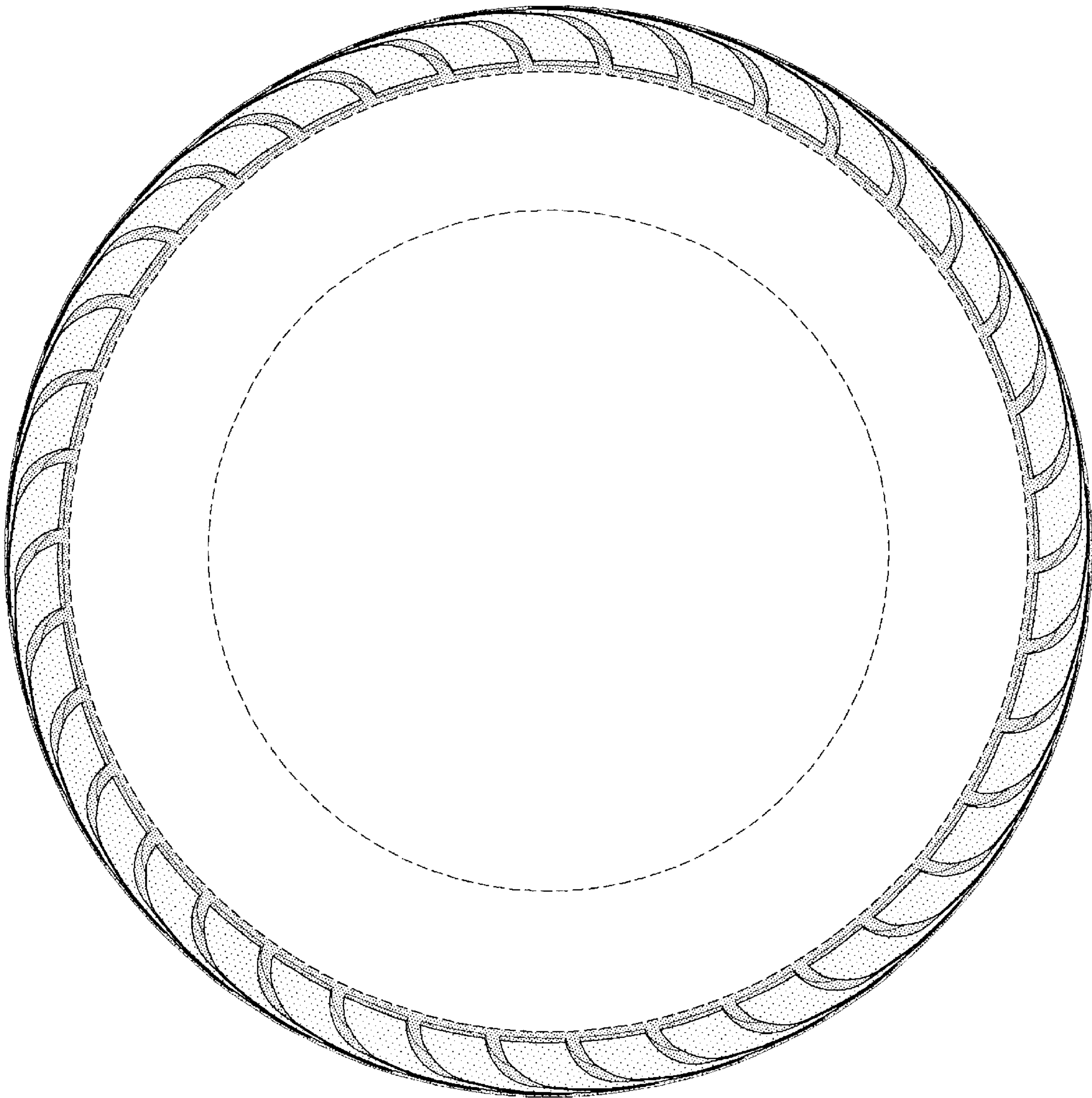


FIG-3