



US00D455384S

(12) **United States Design Patent**
Kraines

(10) **Patent No.:** **US D455,384 S**

(45) **Date of Patent:** **** Apr. 9, 2002**

(54) **VEHICLE FLOOR MAT**

(75) Inventor: **Bradley A. Kraines**, Sherman Oaks, CA (US)

(73) Assignee: **Kraco Enterprises, Inc.**, Compton, CA (US)

(**) Term: **14 Years**

(21) Appl. No.: **29/139,416**

(22) Filed: **Mar. 30, 2001**

(51) **LOC (7) Cl.** **12-16**

(52) **U.S. Cl.** **D12/203**

(58) **Field of Search** D12/203; D6/582-586, D6/592; 296/97.23; 15/215-217; 428/141; 280/163, 164.1

(56) **References Cited**

U.S. PATENT DOCUMENTS

D394,037 S	*	5/1998	Mauffette	D12/203
D425,468 S	*	5/2000	Hussaini et al.	D12/203
D429,204 S	*	8/2000	Lu	D12/203
D432,966 S	*	10/2000	Iacovelli et al.	D12/203
D433,983 S	*	11/2000	Lu	D12/203
D439,874 S	*	4/2001	Hussaini et al.	D12/203
D441,336 S	*	5/2001	Hussaini et al.	D12/203

* cited by examiner

Primary Examiner—Stacia Cadmus

(74) *Attorney, Agent, or Firm*—Wood, Herron & Evans, L.L.P.

(57) **CLAIM**

The ornamental design for the vehicle floor mat, as shown and described.

DESCRIPTION

FIG. 1 is a top plan view of the first embodiment of a vehicle floor mat showing my new design, wherein the shading in the generally rectangular portion of the mat located slightly above the horizontal center line thereof represents a pattern on the top surface of the floor mat.

FIG. 2 is a front elevational view thereof;

FIG. 3 is a right-side elevational view thereof;

FIG. 4 is a rear elevational view thereof;

FIG. 5 is a left-side elevational view thereof; and,

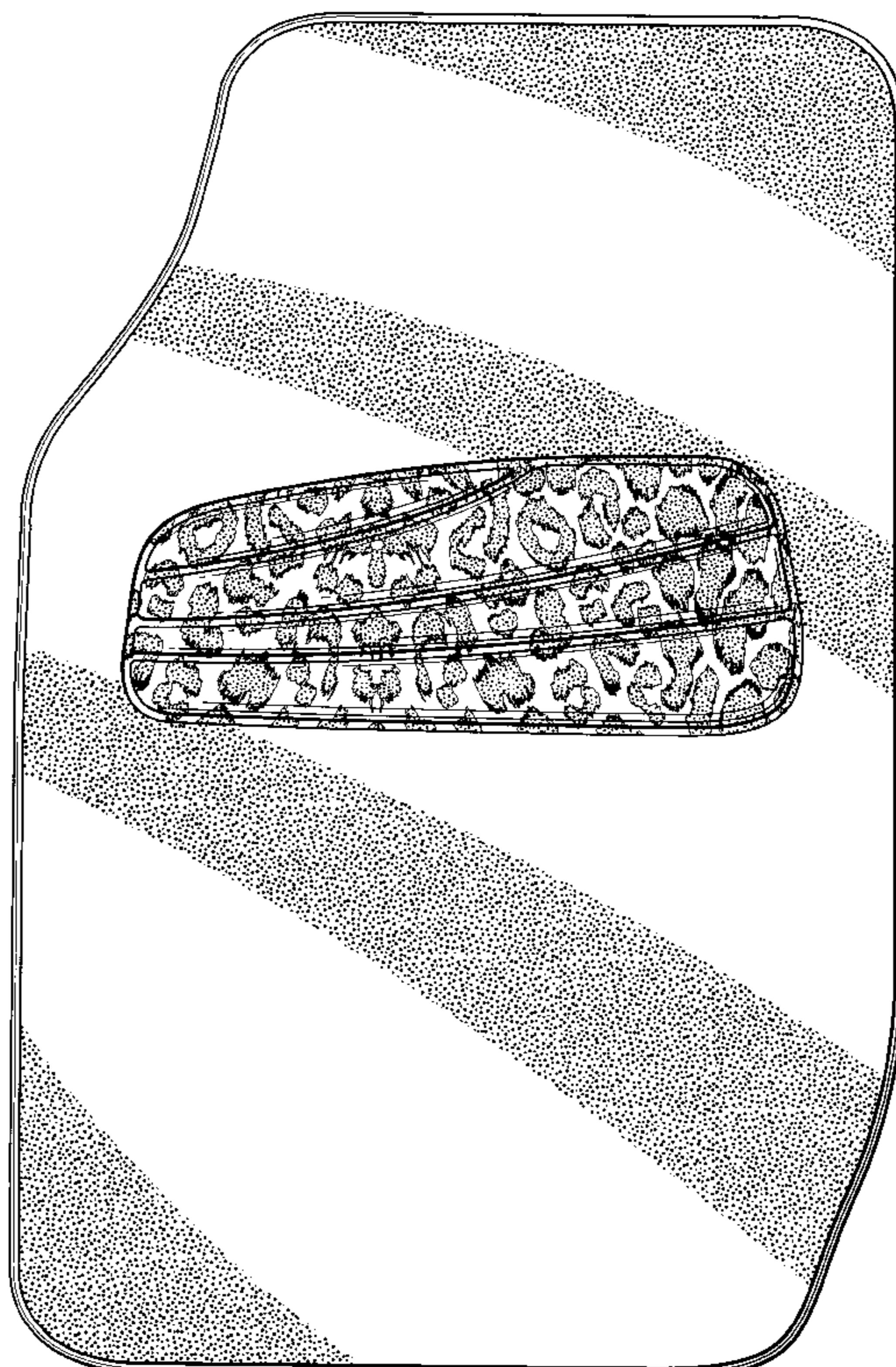
FIG. 6 is a reduced bottom plan view thereof.

All figures of the second embodiment of a vehicle floor mat (not shown in FIGS. 1-6) are mirror images of the first embodiment of the vehicle floor mat shown in FIGS. 1-6.

The top plan view, front elevational view, right-side elevational view, rear elevational view, left-side elevational view, and bottom plan view of the second embodiment of a vehicle floor mat showing my new design are mirror images of FIGS. 1-6, respectively.

The stippled shading shown on the body of the mat is understood to represent surface shading and does not indicate a pattern.

1 Claim, 2 Drawing Sheets



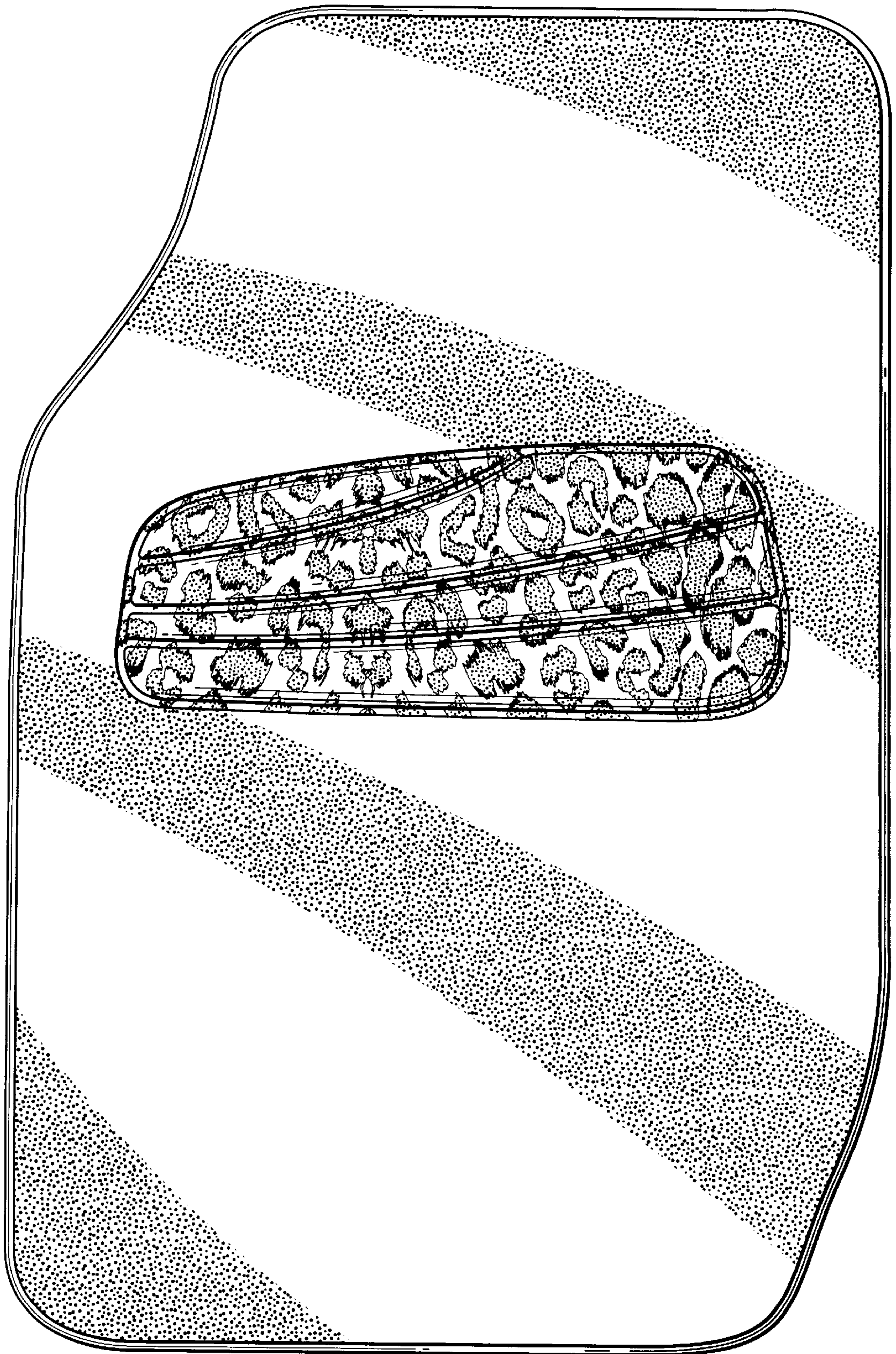


FIG. 1



FIG. 2



FIG. 3



FIG. 4



FIG. 5

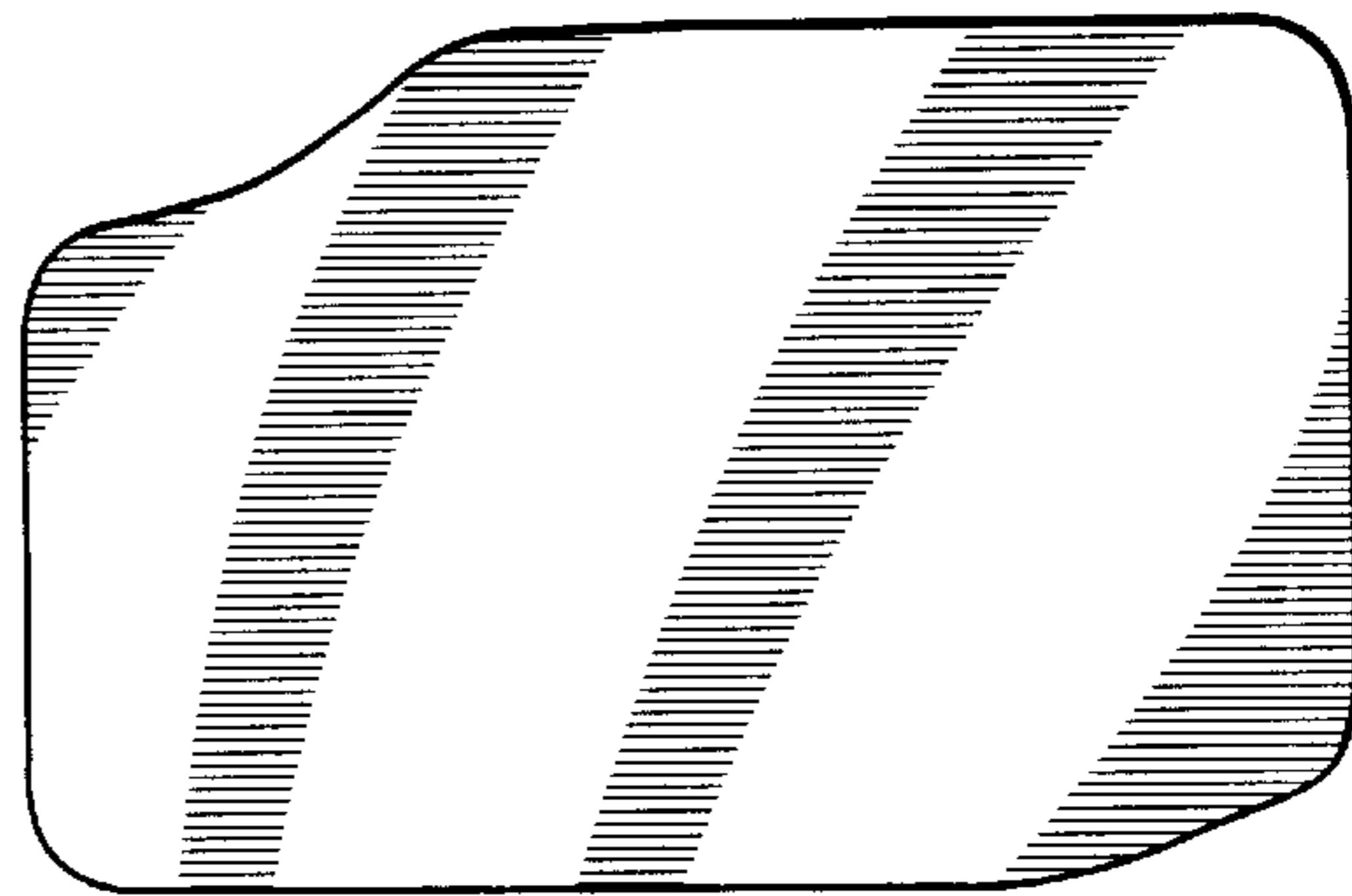


FIG. 6