



US00D455382S

(12) **United States Design Patent**
Gallitzendoerfer et al.

(10) **Patent No.:** **US D455,382 S**

(45) **Date of Patent:** **** Apr. 9, 2002**

(54) **REAR END OF A MOTOR VEHICLE**

D312,607 S * 12/1990 Yamamoto D12/169

D327,242 S * 6/1992 Fallk et al. D12/169

D374,201 S * 10/1996 Nagashima D12/169

(75) Inventors: **Josef Gallitzendoerfer; Harald Leschke**, both of Sindelfingen; **Christopher K. Rhoades**, Herrenberg-Haslach, all of (DE)

* cited by examiner

Primary Examiner—Melody N. Brown

(74) *Attorney, Agent, or Firm*—Crowell & Moring LLP

(73) Assignee: **DaimlerChrysler AG**, Stuttgart (DE)

(**) Term: **14 Years**

(57) **CLAIM**

The ornamental design for a rear end of a motor vehicle, as shown and described.

(21) Appl. No.: **29/047,947**

DESCRIPTION

(22) Filed: **Dec. 15, 1995**

(51) **LOC (7) Cl.** **12-16**

FIG. 1 is a front view of a rear end of a motor vehicle according to our novel design;

(52) **U.S. Cl.** **D12/196; D12/169**

FIG. 2 is a right-rear perspective view of a rear end of a motor vehicle according to our novel design;

(58) **Field of Search** D12/196, 169, D12/181; 293/102, 113, 115, 117, 120; 296/180.1, 180.2

FIG. 3 is a left side view of a rear end of a motor vehicle according to our novel design; and,

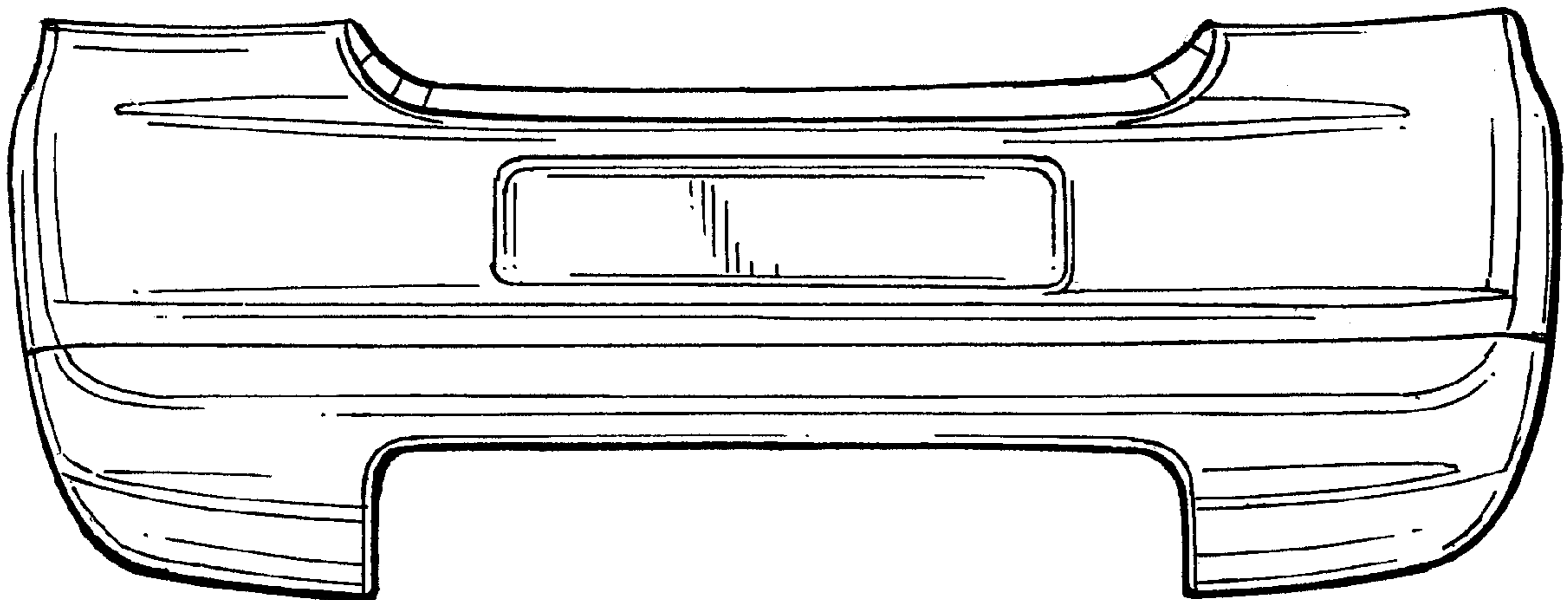
FIG. 4 is a right side view of a rear end of a motor vehicle according to our novel design.

(56) **References Cited**

U.S. PATENT DOCUMENTS

D312,434 S * 11/1990 Yamamoto D12/169

1 Claim, 1 Drawing Sheet



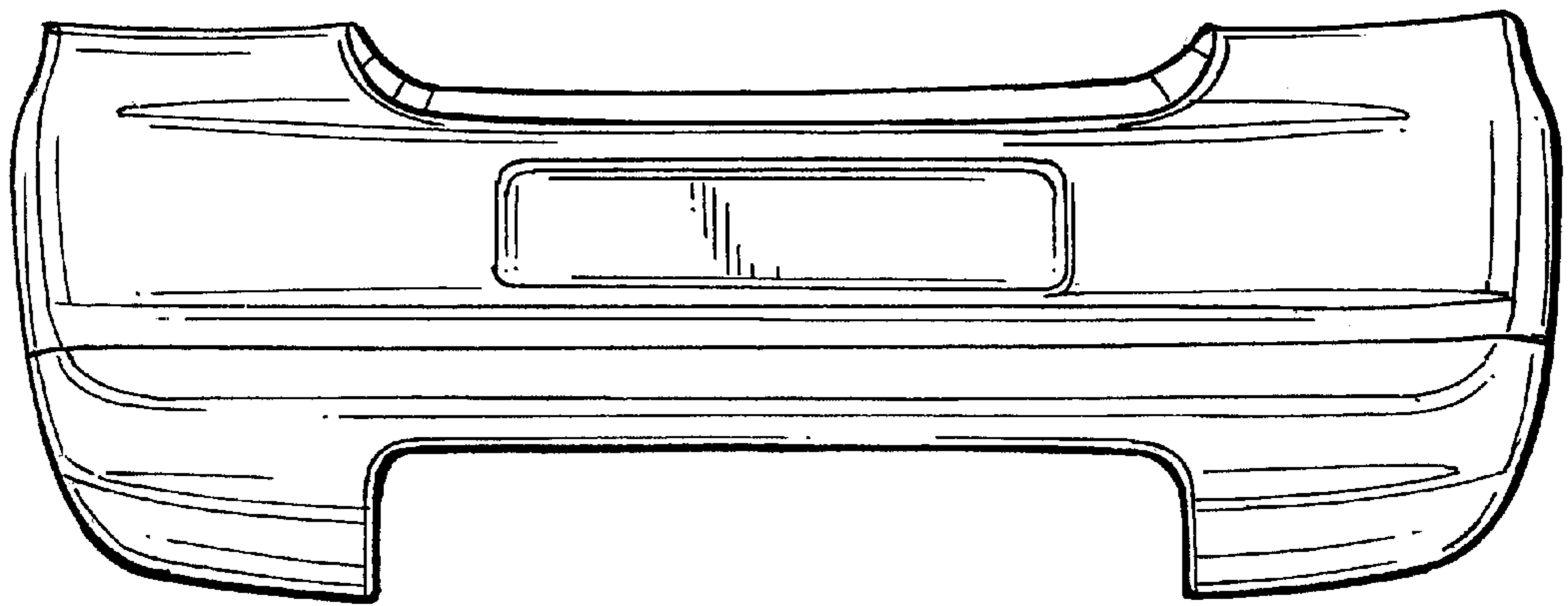


Fig. 1

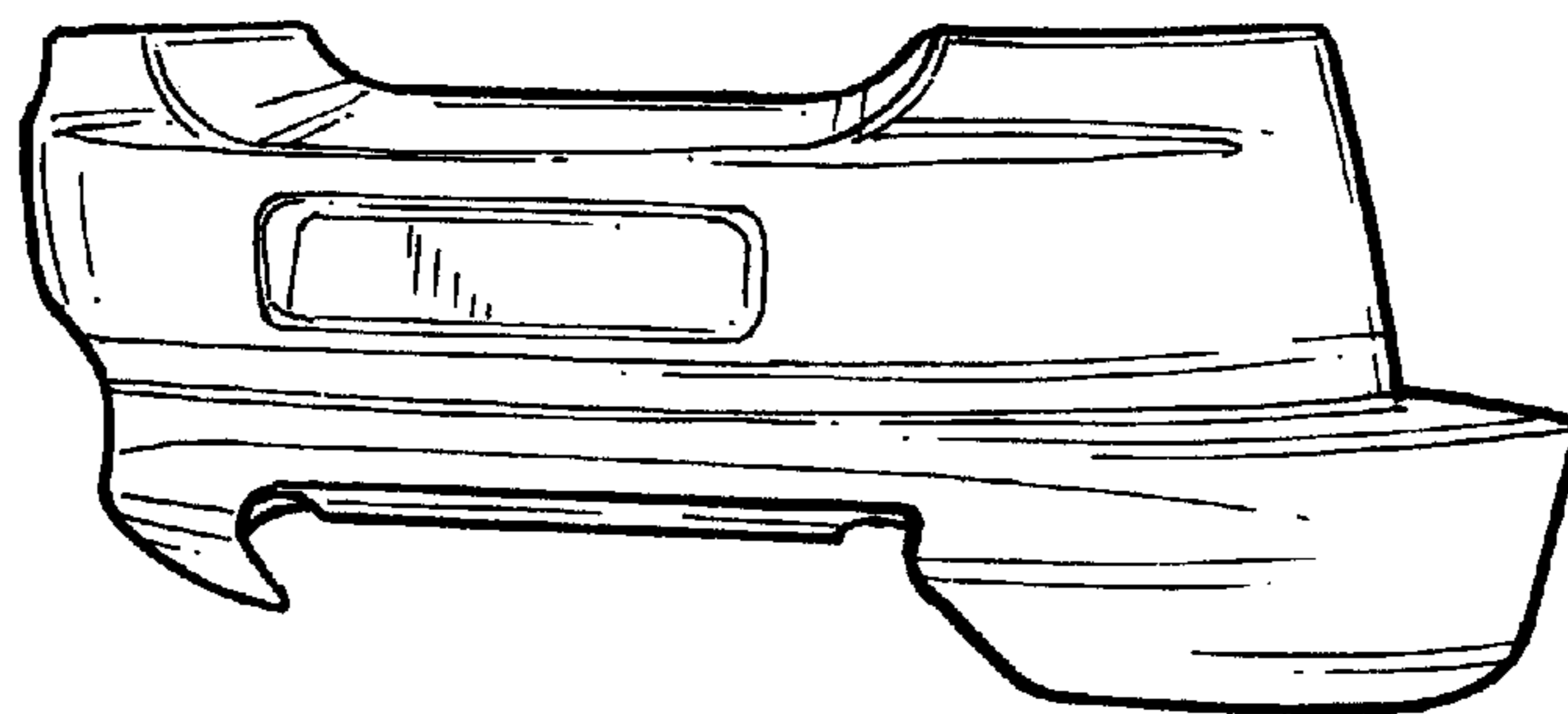


Fig. 2




Fig. 3




Fig. 4