



US00D455378S

(12) **United States Design Patent** (10) **Patent No.:** **US D455,378 S**
Wallet et al. (45) **Date of Patent:** **** Apr. 9, 2002**

(54) **TIRE TREAD**

(75) Inventors: **Bill J. Wallet**, Marshallville; **John J. Regallis**, Akron; **Bradley J. Wurst**, Orrville; **James G. Guspodin**, Akron, all of OH (US)

(73) Assignee: **Bridgestone/Firestone Research, Inc.**, Akron, OH (US)

(**) Term: **14 Years**

(21) Appl. No.: **29/130,783**

(22) Filed: **Oct. 6, 2000**

(51) **LOC (7) Cl.** **12-15**

(52) **U.S. Cl.** **D12/147**

(58) **Field of Search** D12/500, 505, D12/506, 507, 515, 516, 517, 518, 519, 520, 524, 531, 532; 152/209.1, 209.8, 209.13, 209.16, 209.25, 901, 902, 903

(56) **References Cited**

U.S. PATENT DOCUMENTS

D354,028 S	1/1995	Hutz	D12/146
D368,451 S	4/1996	Wallet et al.	D12/147
D369,764 S	5/1996	Himuro et al.	D12/147
D380,710 S	7/1997	McKisson	D12/147
D383,422 S	9/1997	Kunos et al.	D12/147
D383,714 S	9/1997	Graas et al.	D12/146
D392,226 S	3/1998	Howald et al.	D12/141
D394,622 S	5/1998	Guspodin et al.	D12/147
D412,144 S	7/1999	Demagall et al.	D12/146
D412,470 S	8/1999	Downey	D12/141

OTHER PUBLICATIONS

Avon CR338 Tire, 1999 Tread Design Guide, Jan. 1999, p. 13. 2/2.

Goodyear Conquest GA Tire, 1999 Tread Design Guide, Jan. 1999, p. 35. 35.

Yokohama Avid Touring Tire, 1999 Tread Design Guide, Jan. 1999, p. 78. 4/2.

Yokohama Tire Ad, right illustration, Modern Tire Dealer Magazine, Jan. 1999, p. 53.

Primary Examiner—Robert M. Spear

(74) *Attorney, Agent, or Firm*—Thomas R. Kingsbury; Michael Sand; John H. Hornickel

(57) **CLAIM**

The ornamental design for a tire tread, as shown and described.

DESCRIPTION

FIG. 1 is a side perspective view of a tire tread showing our new design, it being understood that the tread pattern is repeated throughout the circumference of the tire tread, the opposite side being the same as that shown;


FIG. 2 is a front elevational view thereof;

FIG. 3 is a side elevational view of the right side thereof, the opposite side being identical thereto; and,

FIG. 4 is an enlarged fragmentary front elevational view thereof.

The broken lines defining the tire sidewall and inner bead are for illustrative purposes only and form no part of the claimed design.

1 Claim, 4 Drawing Sheets



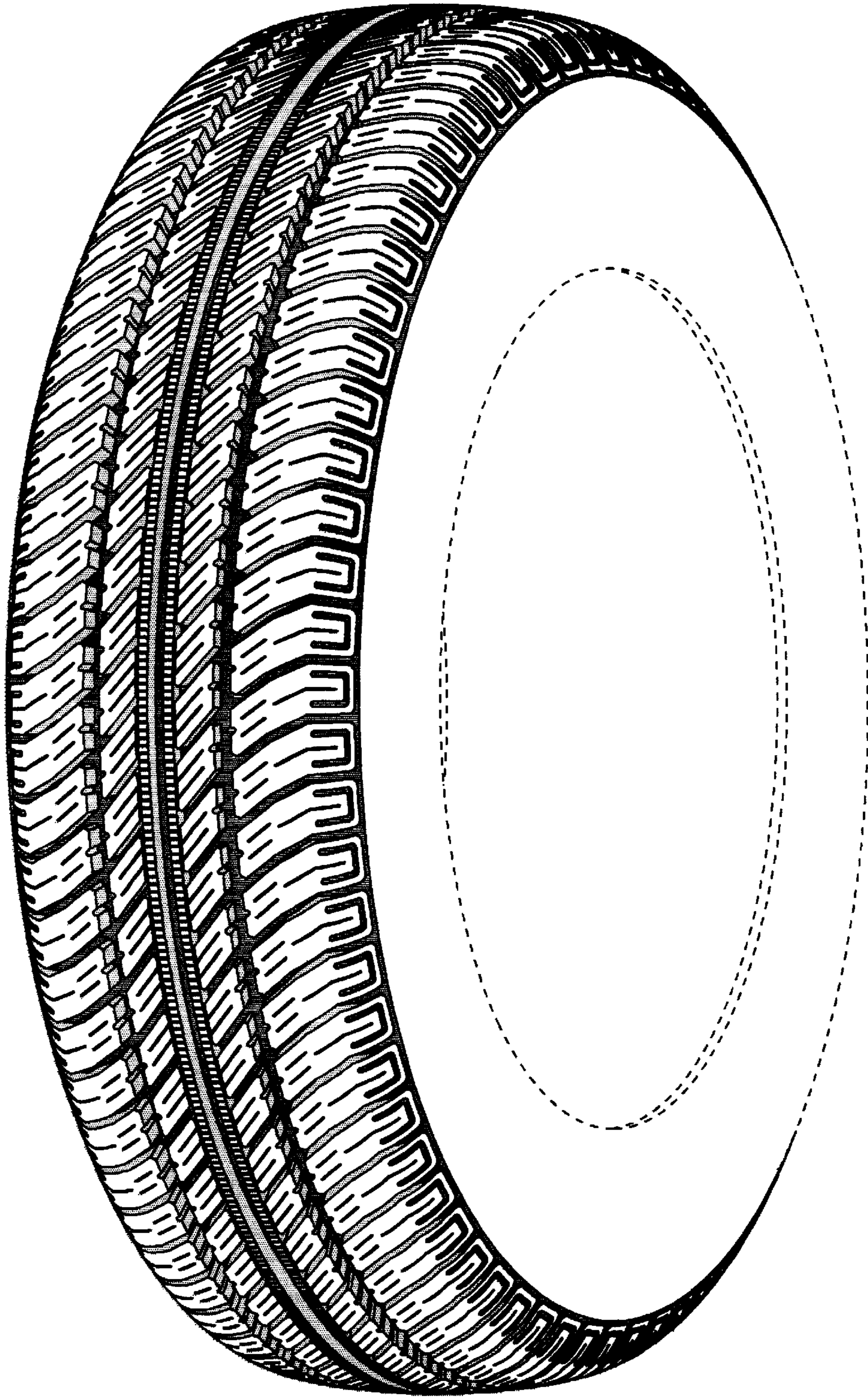


FIG-1




FIG-2

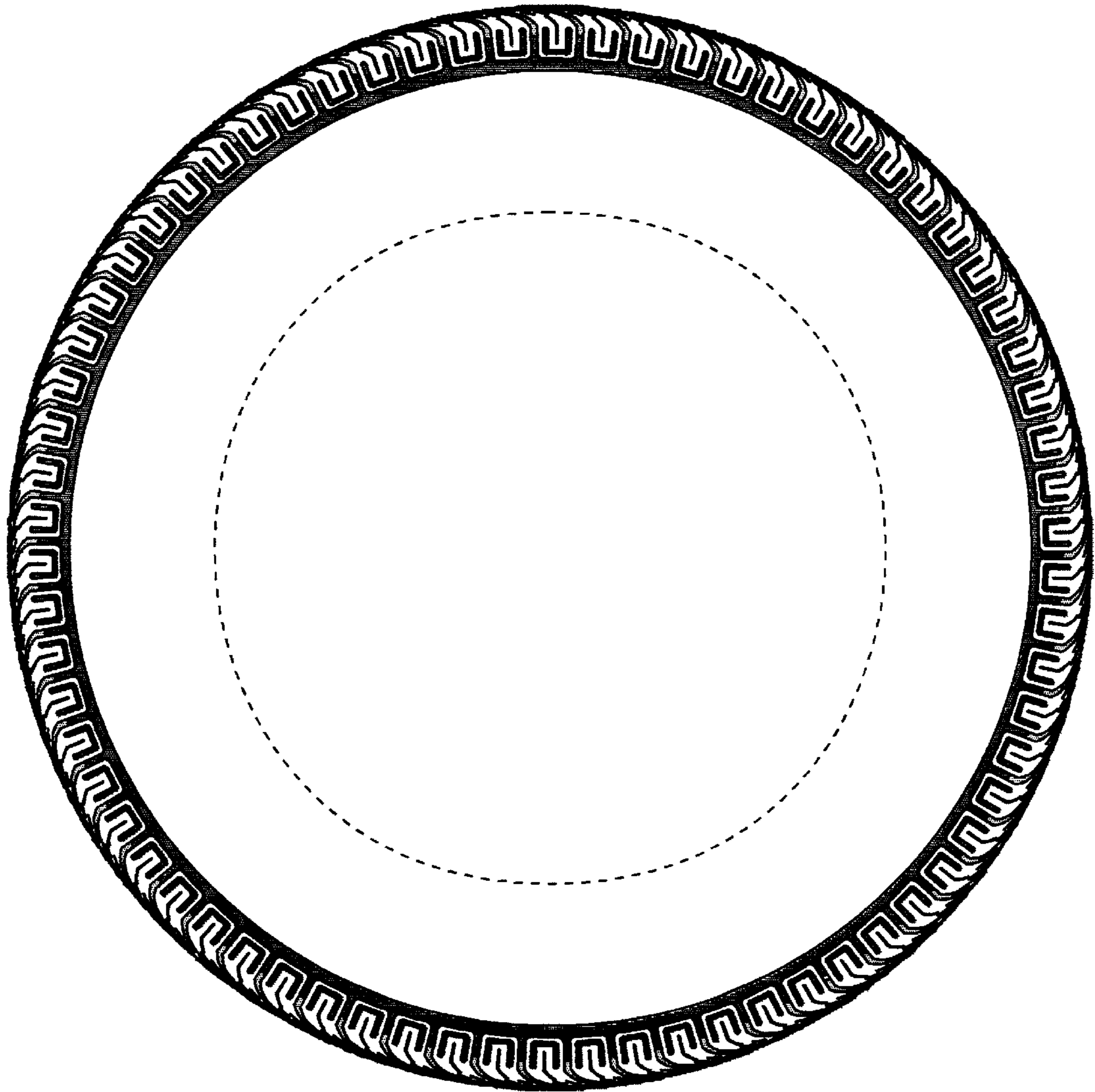


FIG-3

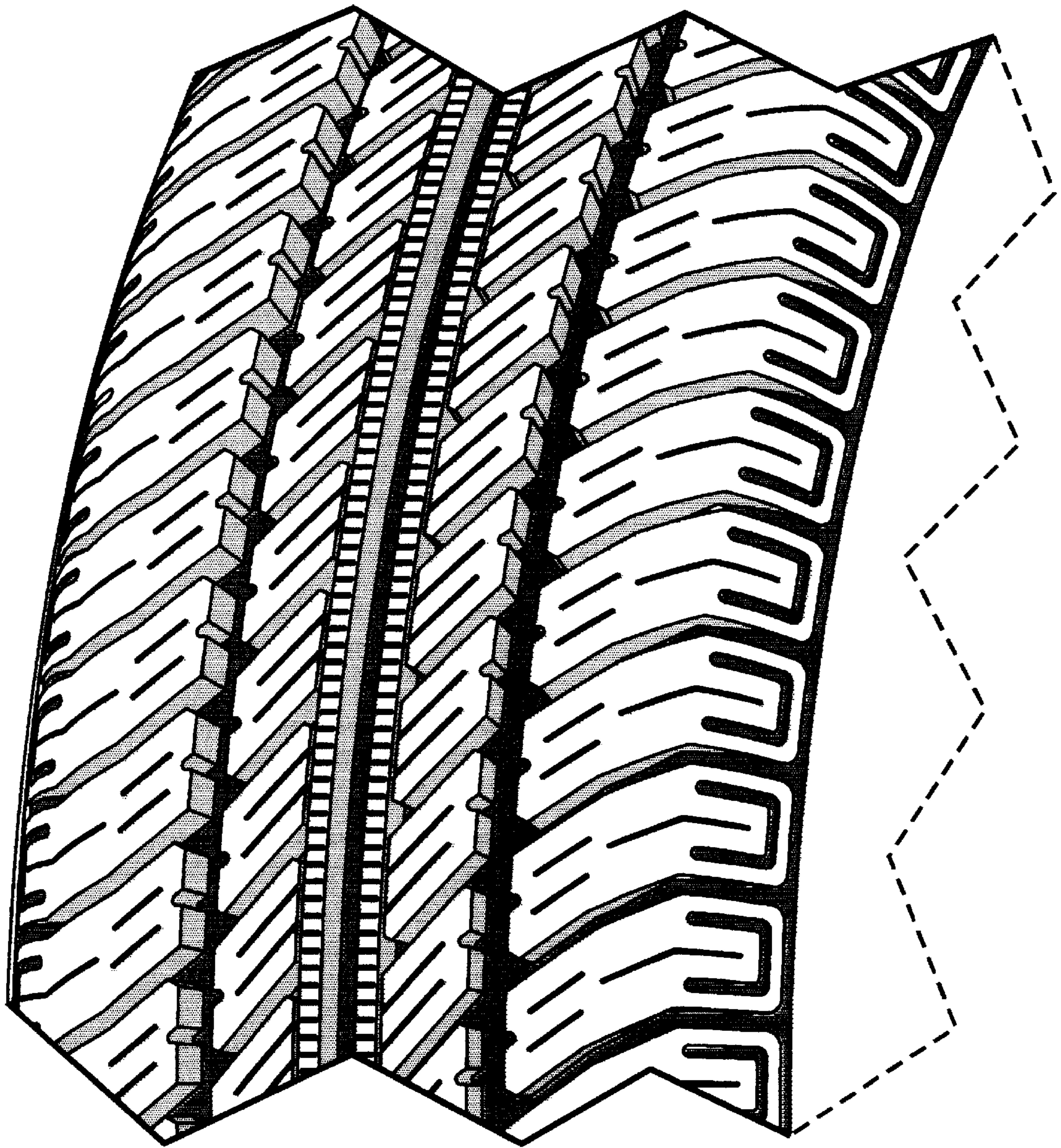


FIG-4