



US00D455375S

(12) **United States Design Patent**
Johnson

(10) **Patent No.:** **US D455,375 S**

(45) **Date of Patent:** **** Apr. 9, 2002**

(54) **FLOORBOARD TIMING COVER AND EXHAUST GUARD FOR A MOTORCYCLE**

(76) **Inventor:** **Kevin Johnson**, 1941 Armstrong Rd., Summersville, WV (US) 26651

(**) **Term:** **14 Years**

(21) **Appl. No.:** **29/141,755**

(22) **Filed:** **May 14, 2001**

(51) **LOC (7) Cl.** **12-11**

(52) **U.S. Cl.** **D12/126**

(58) **Field of Search** D12/110, 114, D12/126, 181, 190, 194; 280/288.4, 291, 304.3, 304.4; 180/219; 296/78.1; 74/564; 248/220.1, 225.11; D8/349, 380, 403

(56) **References Cited**

U.S. PATENT DOCUMENTS

1,476,592	A	*	12/1923	Carlson	74/564
4,023,821	A	*	5/1977	Eiland	280/291
4,458,910	A	*	7/1984	Stillwagon	280/291
D395,024	S	*	6/1998	Baratti	D12/114

* cited by examiner

Primary Examiner—Alan P. Douglas

Assistant Examiner—Linda Brooks

(74) *Attorney, Agent, or Firm*—Arent Fox Kintner Plotkin & Kahn PLLC

(57) **CLAIM**

The ornamental design for a floorboard timing cover and exhaust guard for a motorcycle, as shown and described.

DESCRIPTION

FIG. 1 is a front view of my invention showing my new design;

FIG. 2 is a back view thereof;

FIG. 3 is a top plan view thereof;

FIG. 4 is a bottom view thereof;

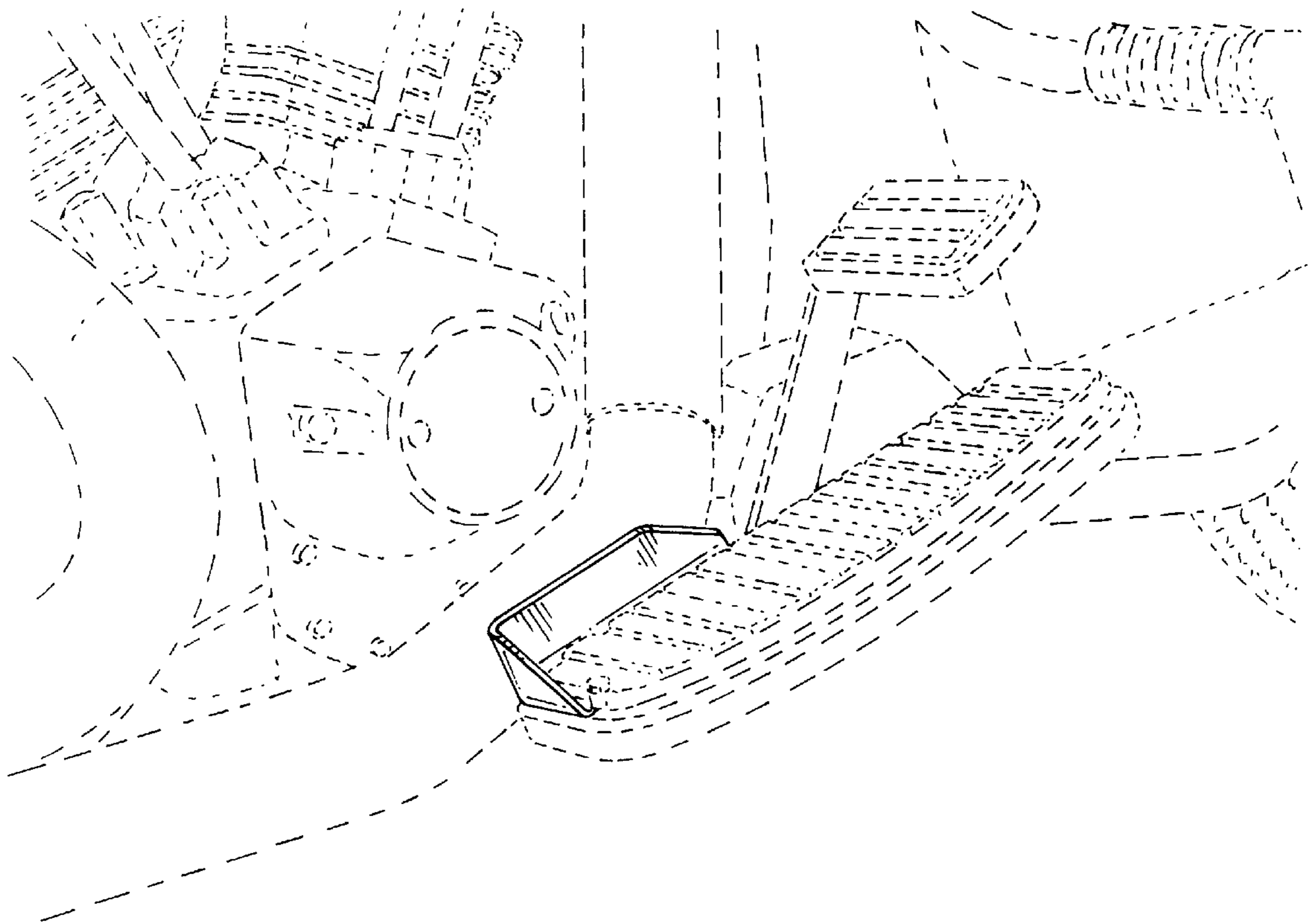
FIG. 5 is a right end view thereof;

FIG. 6 is a left end view thereof; and,

FIG. 7 is a perspective view thereof on a reduced scale in use on a motorcycle.

The material shown in dotted line forms the environment of the use of the present design and is not claimed herein as a part thereof.

1 Claim, 2 Drawing Sheets



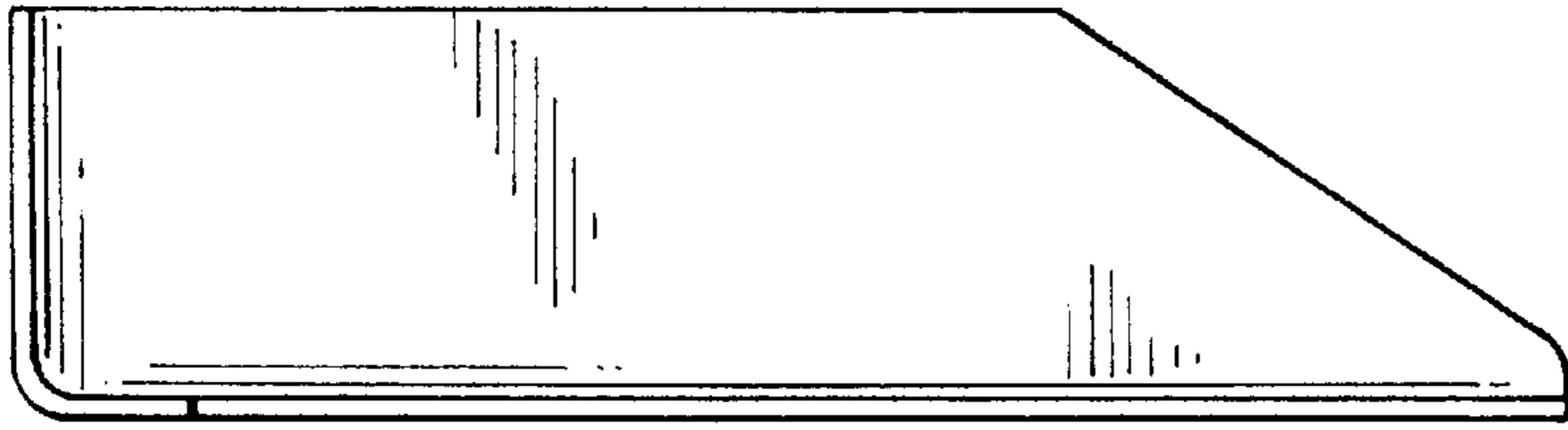


Fig. 1




Fig. 2

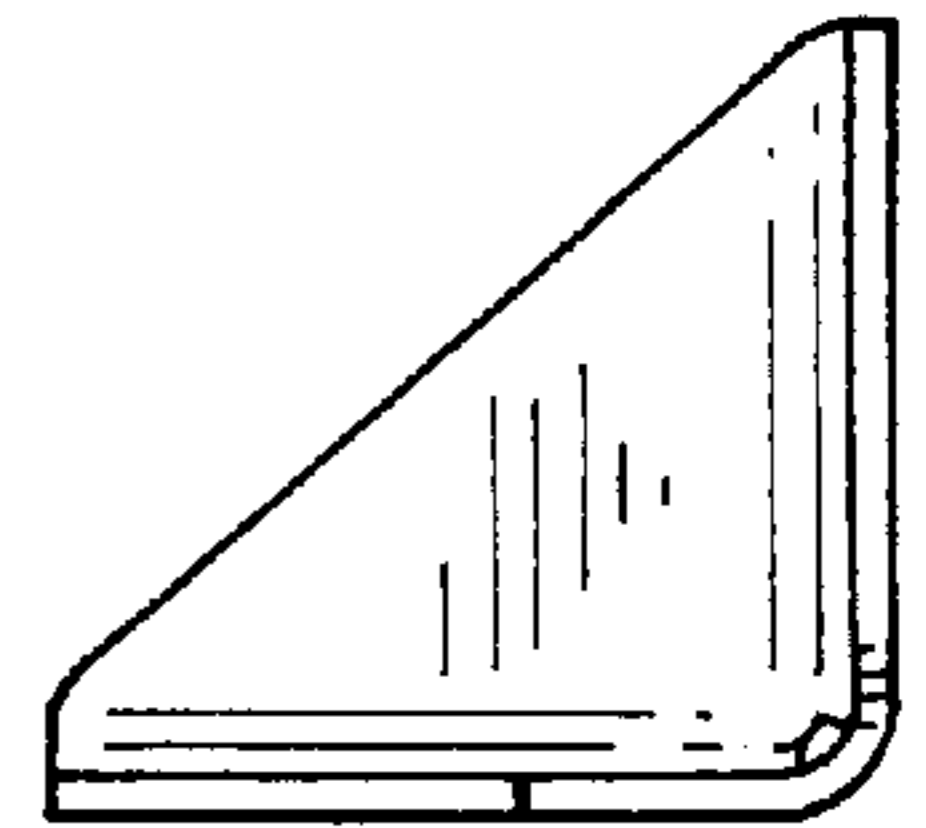


Fig. 5




Fig. 3

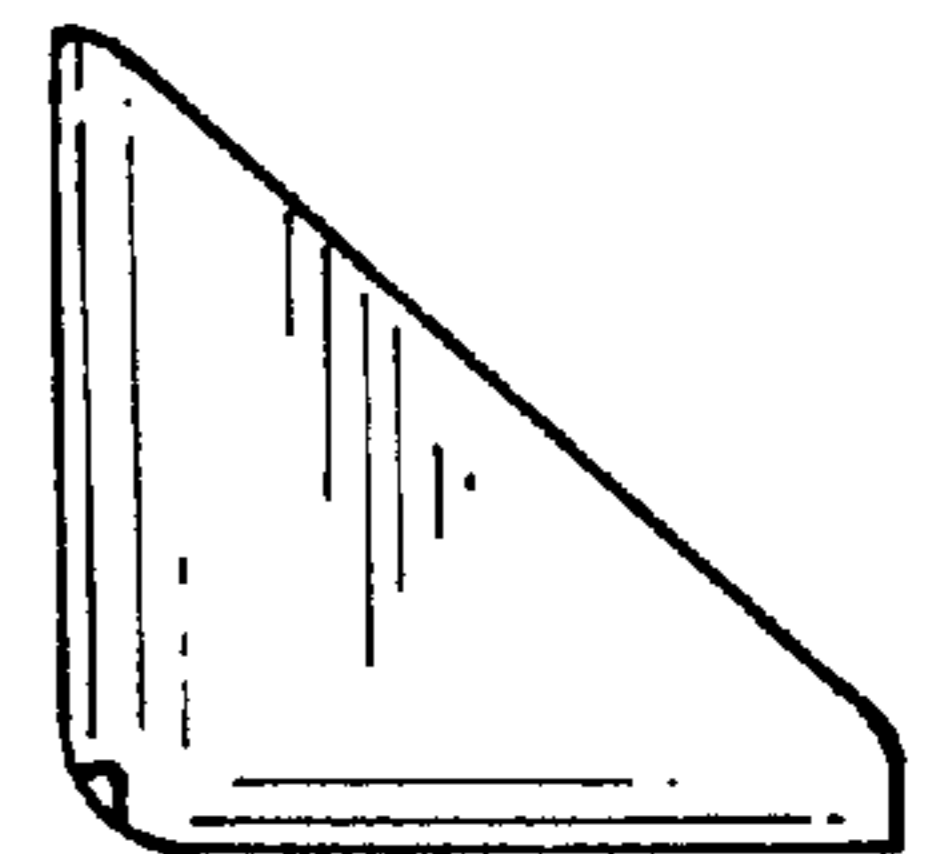


Fig. 6




Fig. 4

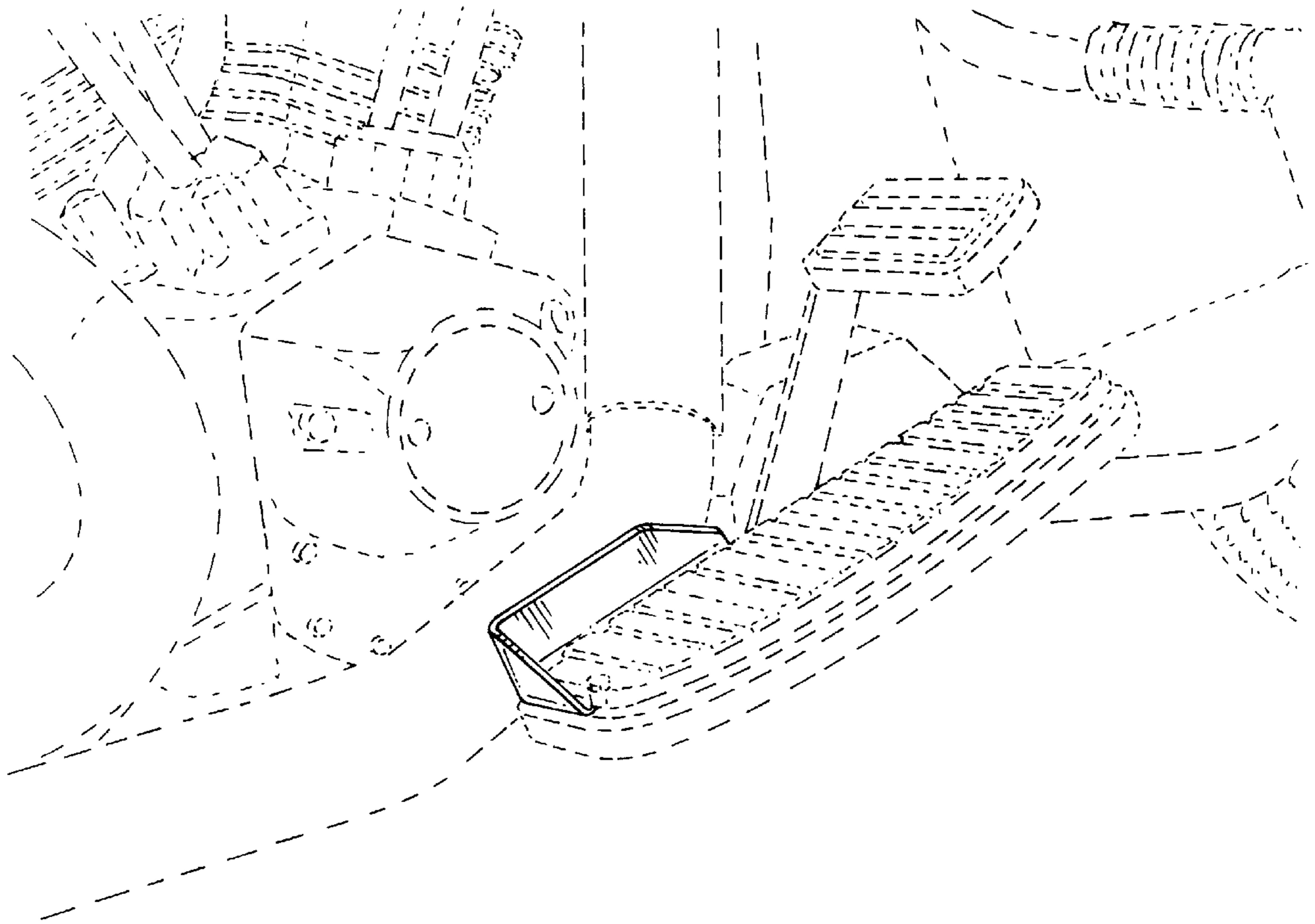


Fig. 7