



US00D455358S

(12) **United States Design Patent** (10) **Patent No.:** **US D455,358 S**
Mauboussin (45) **Date of Patent:** **** Apr. 9, 2002**

(54) **WATCH**

(75) Inventor: **Alain Mauboussin**, Neuilly sur Seine (FR)

(73) Assignee: **Baccarat**, Baccarat (FR)

(**) Term: **14 Years**

(21) Appl. No.: **29/142,322**

(22) Filed: **May 23, 2001**

(30) **Foreign Application Priority Data**

Nov. 24, 2000 (XH) DM/055 319

(51) **LOC (7) Cl.** **10-02**

(52) **U.S. Cl.** **D10/32**

(58) **Field of Search** D10/1-39, 122-132;
368/276-277, 285, 281-282; D11/3-25;
63/1-11

(56) **References Cited**

U.S. PATENT DOCUMENTS

- D241,630 S * 9/1976 Burke et al. D10/32
- D378,064 S * 2/1997 Wild D10/32
- D383,073 S * 9/1997 Miller D10/32
- D438,123 S * 2/2001 Choi et al. D10/30
- D449,006 S * 10/2001 Blauner et al. D10/30

OTHER PUBLICATIONS

Jeweler's Circular—Keystone—Jul. 1978—p. 253—Watch at bottom right.*

Jeweler's Circular—Keystone—Jul. 1984—p. 207—Watch—second from right.*

* cited by examiner

Primary Examiner—Nelson C. Holtje

(74) *Attorney, Agent, or Firm*—Abelman, Frayne & Schwab

(57) **CLAIM**

The ornamental design for watch, as shown and described.

DESCRIPTION

FIG. 1 is a front, right, bottom perspective view showing an embodiment of the new watch design;

FIG. 2 is a front view thereof;

FIG. 3 is a right side view thereof (with the left-side being a mirror image);

FIG. 4 is a top plan view thereof; and,

FIG. 5 is a rear view thereof.

The broken line showings of hands and bands are for illustrative purposes only and form no part of the claimed design.

1 Claim, 2 Drawing Sheets

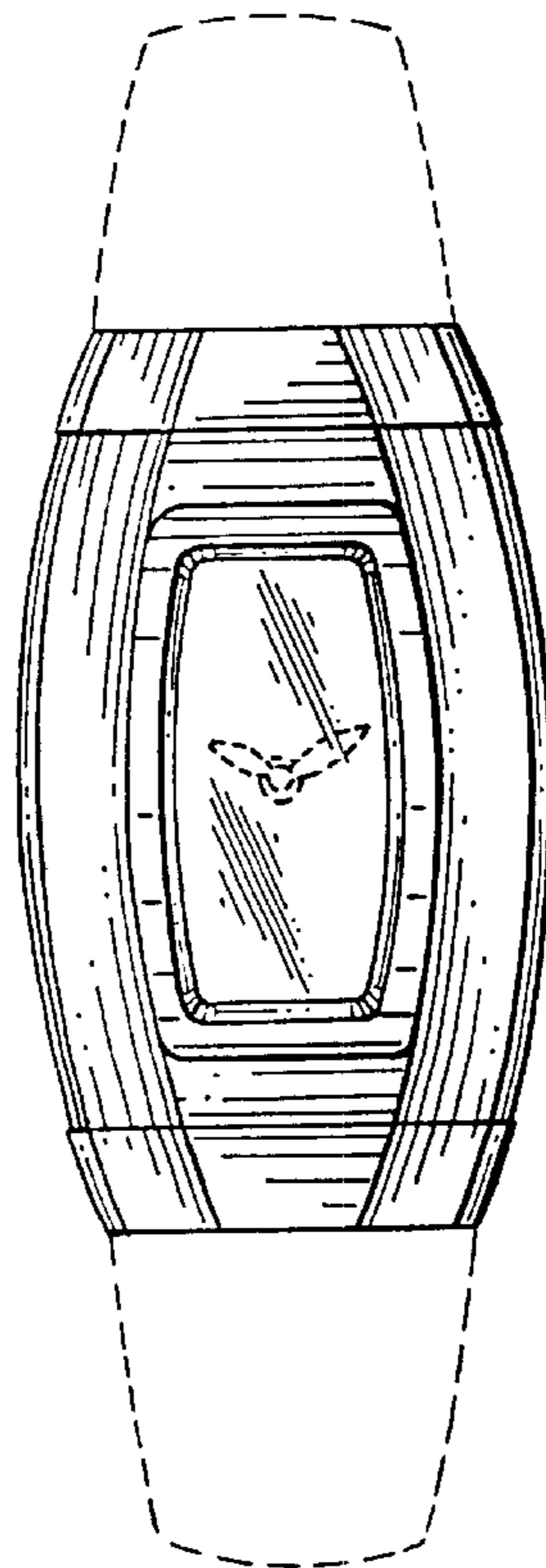


FIG. 1

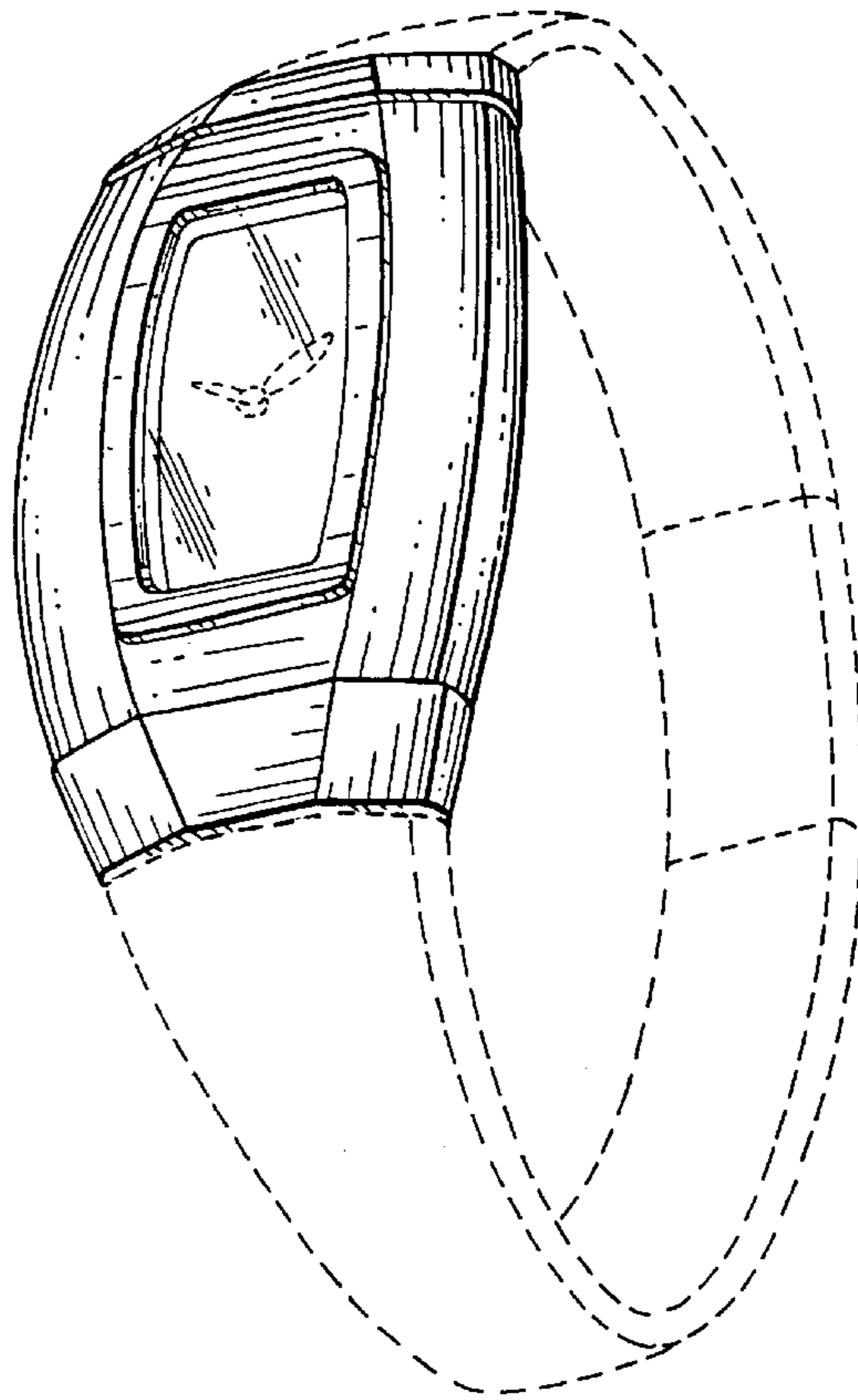


FIG. 2

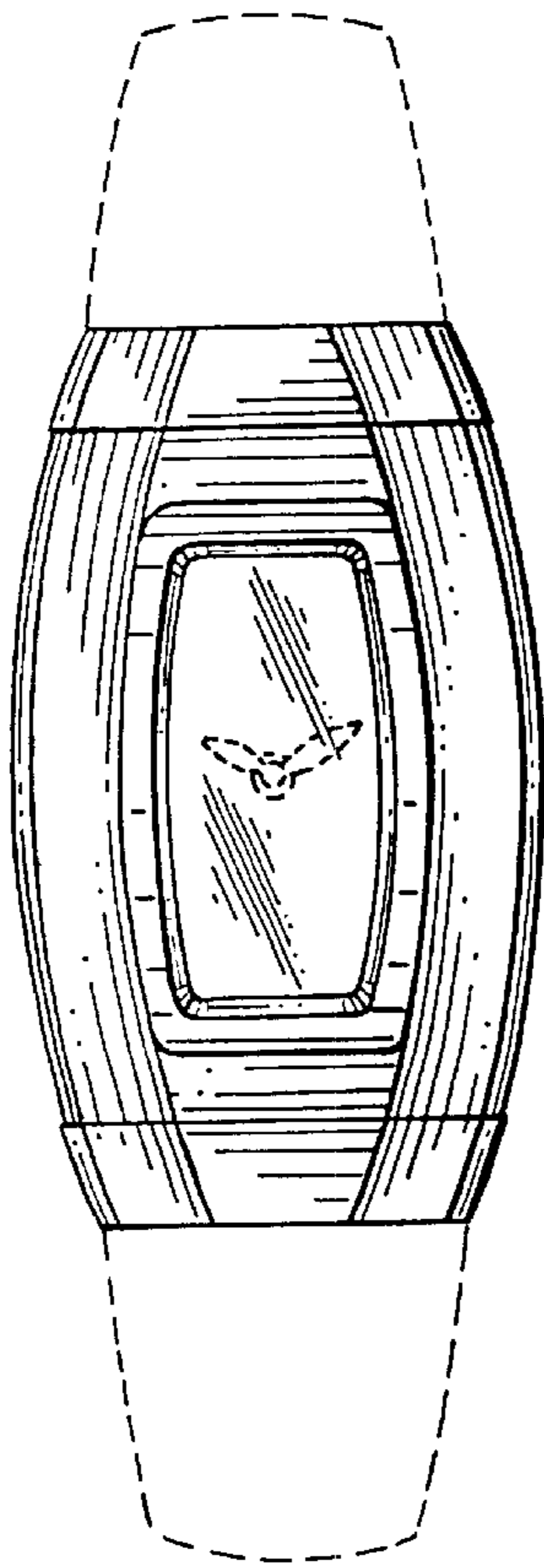


FIG. 3

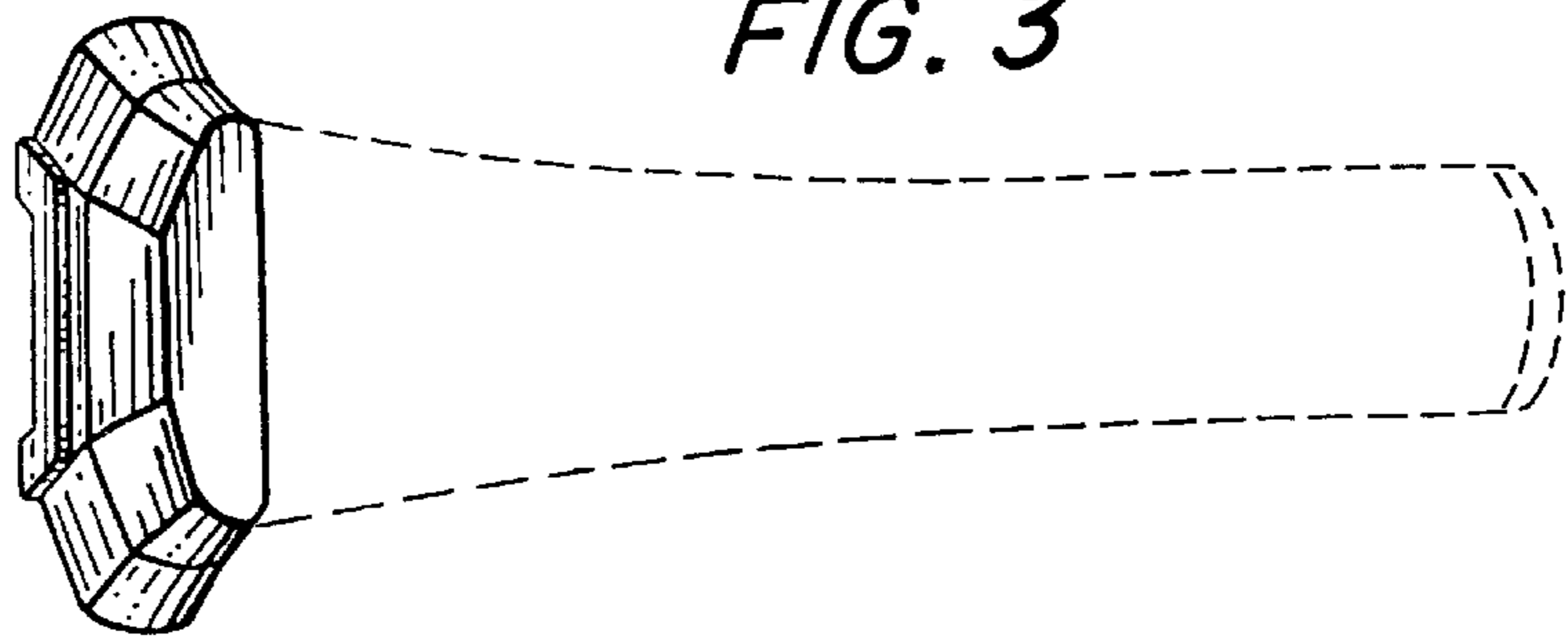


FIG. 5

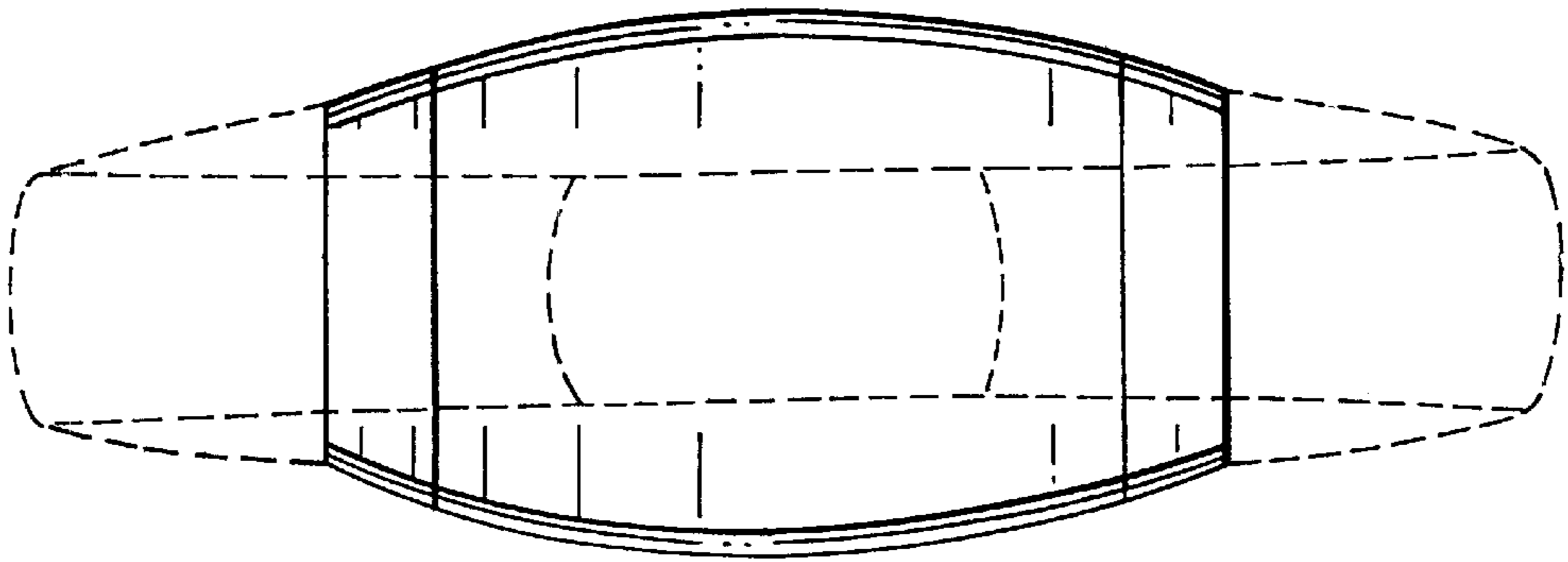


FIG. 4

