



US00D455351S

(12) **United States Design Patent**  
**Bailey**

(10) **Patent No.:** **US D455,351 S**

(45) **Date of Patent:** **\*\* Apr. 9, 2002**

(54) **BOTTLE**

(76) **Inventor:** **Geoffrey Terrance Bailey**, 9 Royal George Road, Burgess Hill, West Sussex, RN5 9SB (GB)

(\*\*) **Term:** **14 Years**

(21) **Appl. No.:** **29/123,605**

(22) **Filed:** **May 23, 2000**

(30) **Foreign Application Priority Data**

Nov. 23, 1999 (GB) ..... 2088297

(51) **LOC (7) Cl.** ..... **09-01**

(52) **U.S. Cl.** ..... **D9/549**

(58) **Field of Search** ..... D9/500, 506, 516, D9/519, 520, 521, 530, 537, 538, 539, 541, 542, 548, 549, 556, 557, 558, 562, 569, 570, 573, 574; 215/371-379, 382, 383, 384, 385

(56) **References Cited**

**U.S. PATENT DOCUMENTS**

D120,334 S \* 5/1940 Barolo ..... D9/519  
D124,748 S \* 1/1941 Lloyd ..... D9/542

5,188,250 A \* 2/1993 Kovacic et al. .... 215/32  
D419,058 S 1/2000 Roth et al.  
D427,057 S 6/2000 Roth et al.  
D427,514 S 7/2000 Roth et al.  
D427,515 S 7/2000 Roth et al.

\* cited by examiner

*Primary Examiner*—Ted Shooman

*Assistant Examiner*—Daniel Bui

(74) *Attorney, Agent, or Firm*—Diederiks & Whitelaw, PLC

(57) **CLAIM**

The ornamental design for a bottle, as shown and described.

**DESCRIPTION**

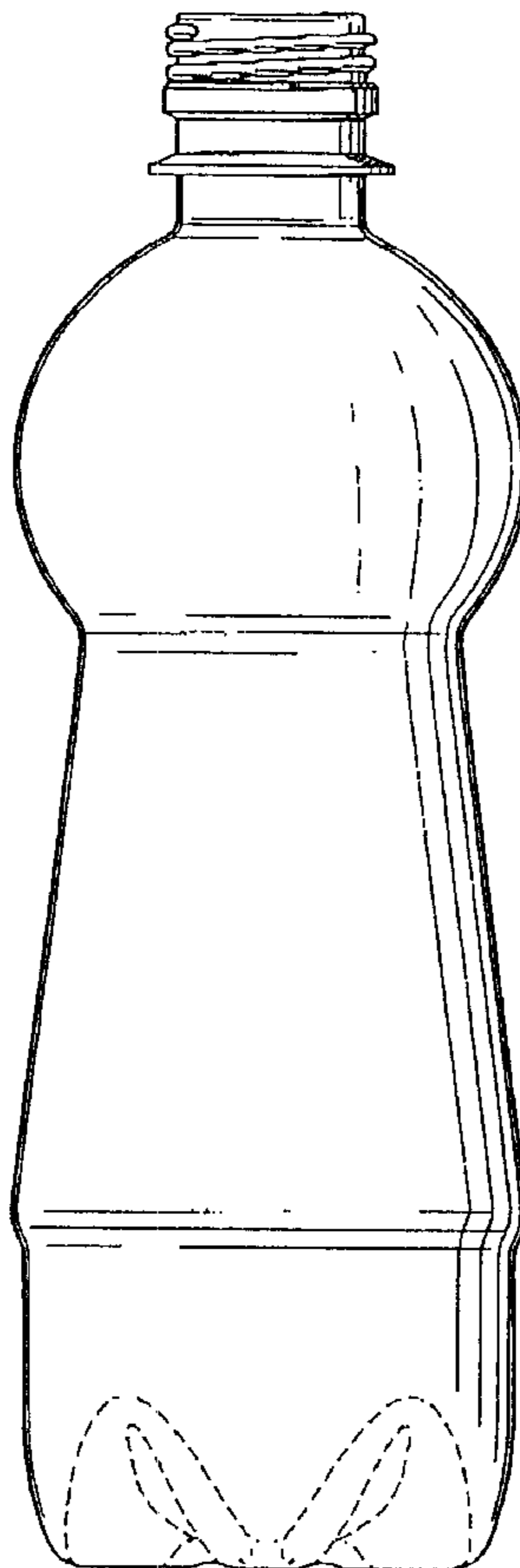
FIG. 1 is a front elevational view of a bottle, showing my new design, with the bottle being symmetrical, annularly about its periphery;

FIG. 2 is a top plan view of the bottle of FIG. 1; and,

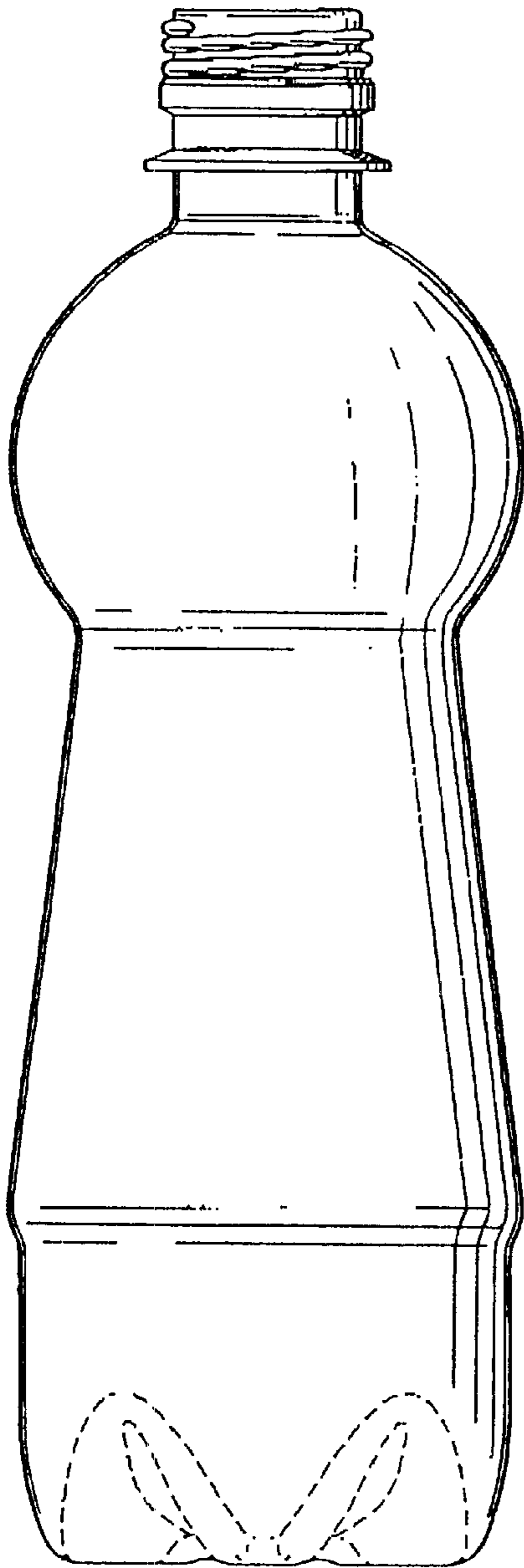
FIG. 3 is a bottom plan view of the bottle.

The broken lines in FIGS. 1 and 3 showing exemplary bottom structure of the bottle is for illustrative purposes only and forms no part of the claimed invention.

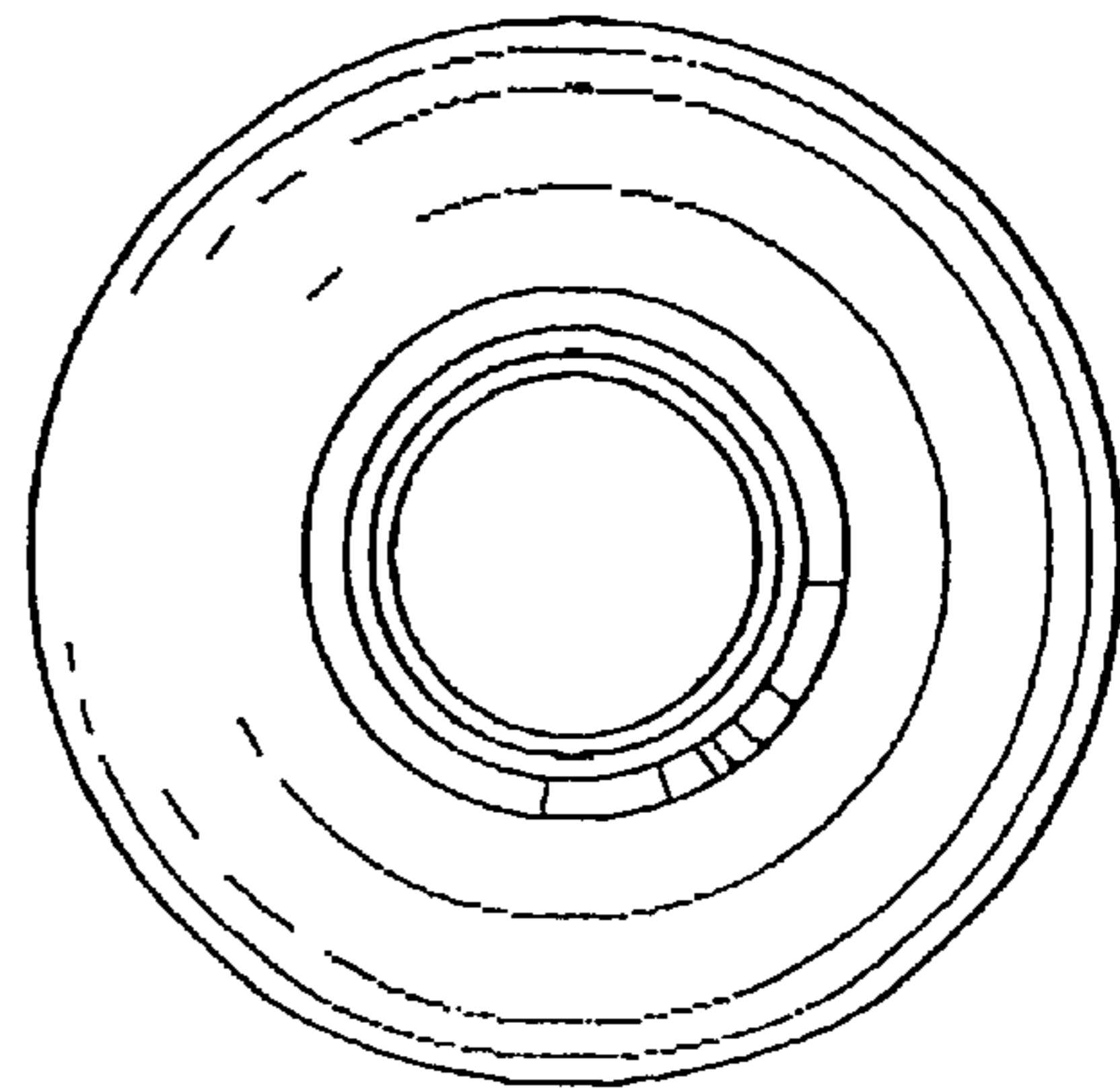
**1 Claim, 1 Drawing Sheet**



*FIG. 1*



*FIG. 2*



*FIG. 3*

