



US00D455334S

(12) **United States Design Patent**
Ivankovic

(10) **Patent No.:** **US D455,334 S**

(45) **Date of Patent:** **** Apr. 9, 2002**

(54) **CURTAIN ROD BRACKET**

(75) Inventor: **Michelle Ivankovic**, Toronto (CA)

(73) Assignee: **Umbra, Inc.**, Buffalo, NY (US)

(**) Term: **14 Years**

(21) Appl. No.: **29/135,474**

(22) Filed: **Jan. 12, 2001**

(51) **LOC (7) Cl.** **08-05**

(52) **U.S. Cl.** **D8/366**

(58) **Field of Search** D8/366, 371, 373,
D8/363, 376, 354; 248/304, 305, 339, 217.2,
261, 262, 252, 211; 160/348, 349.2; 16/87.2

(56) **References Cited**

U.S. PATENT DOCUMENTS

D265,285 S	*	7/1982	Englert, Jr.	D8/354
D290,931 S	*	7/1987	Powell	D8/373
5,012,851 A	*	5/1991	Hannerstig	160/348
5,428,867 A	*	7/1995	Hannerstig	160/348

* cited by examiner

Primary Examiner—Pamela Burgess

(74) *Attorney, Agent, or Firm*—Saidman DesignLaw Group

(57) **CLAIM**

The ornamental design for a curtain rod bracket, as shown and described.

DESCRIPTION

FIG. 1 is a perspective view of a curtain rod bracket showing my new design;

FIG. 2 is a front view thereof;

FIG. 3 is a right side view thereof; the left side view being a mirror image;

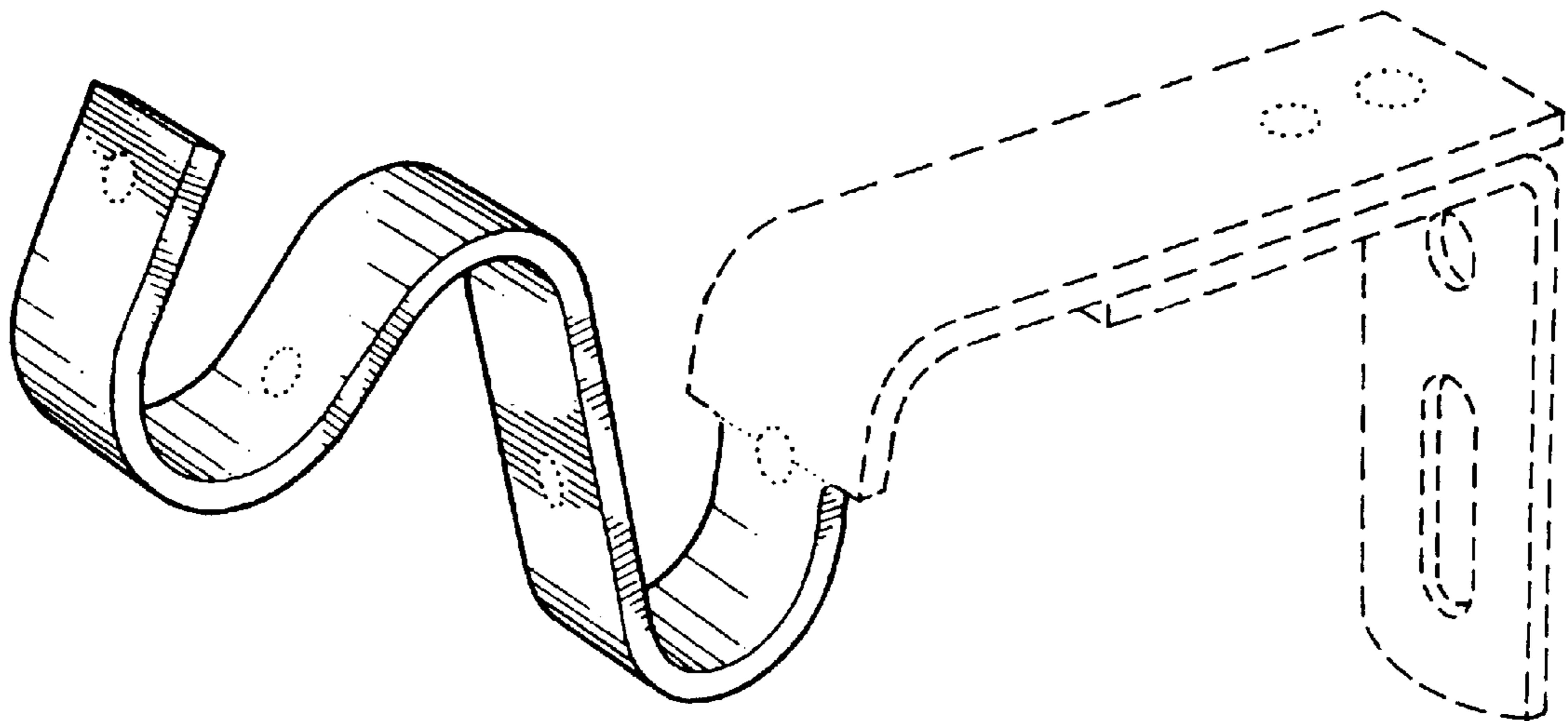
FIG. 4 is a top view thereof; and,

FIG. 5 is a bottom view thereof.

The rear view is omitted and forms no part of the claimed design.

The dashed lines in FIGS. 1–5 are shown for environmental purposes only and form no part of the claimed design. The dotted lines shown in FIGS. 1–2 and 4–5 represent peripheries of the claimed design and form no part thereof.

1 Claim, 4 Drawing Sheets



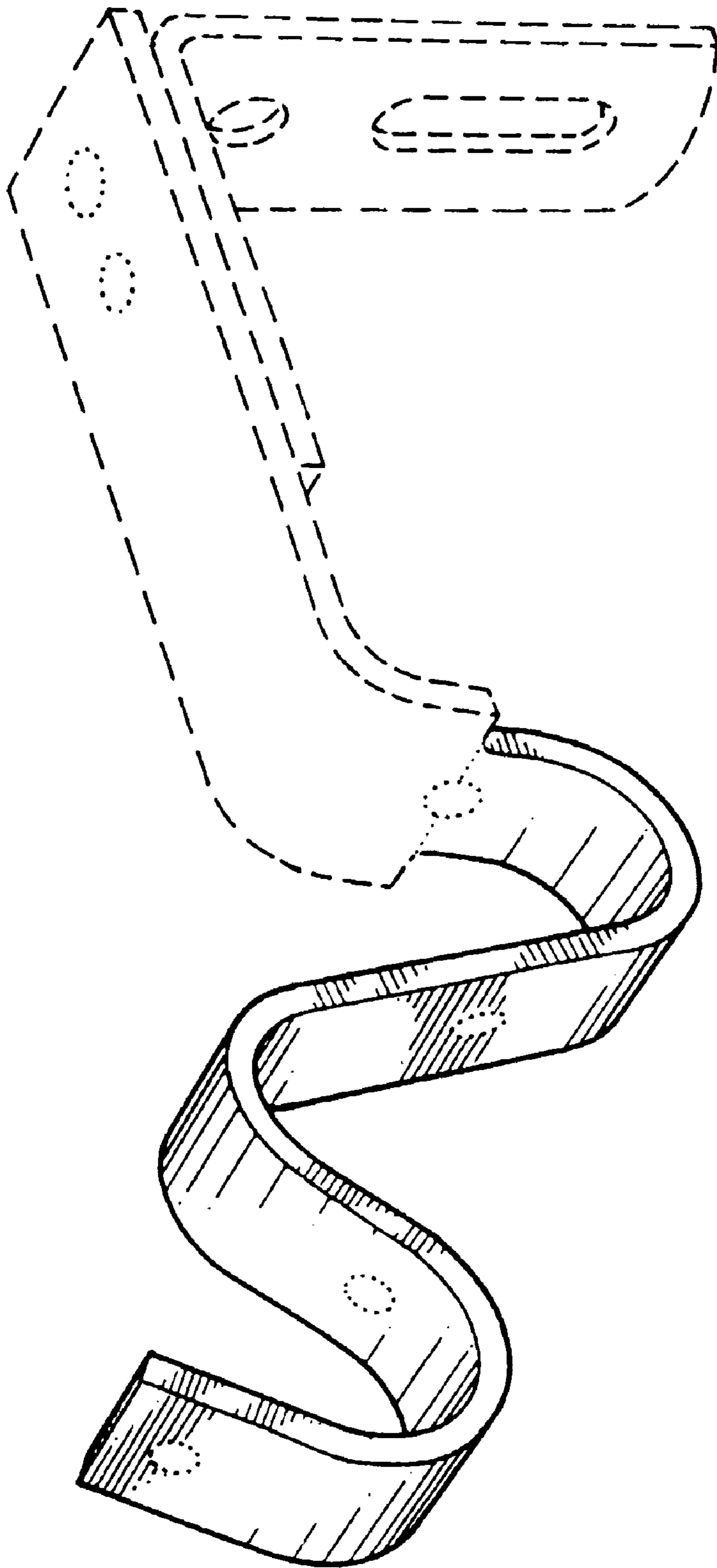


FIG.1

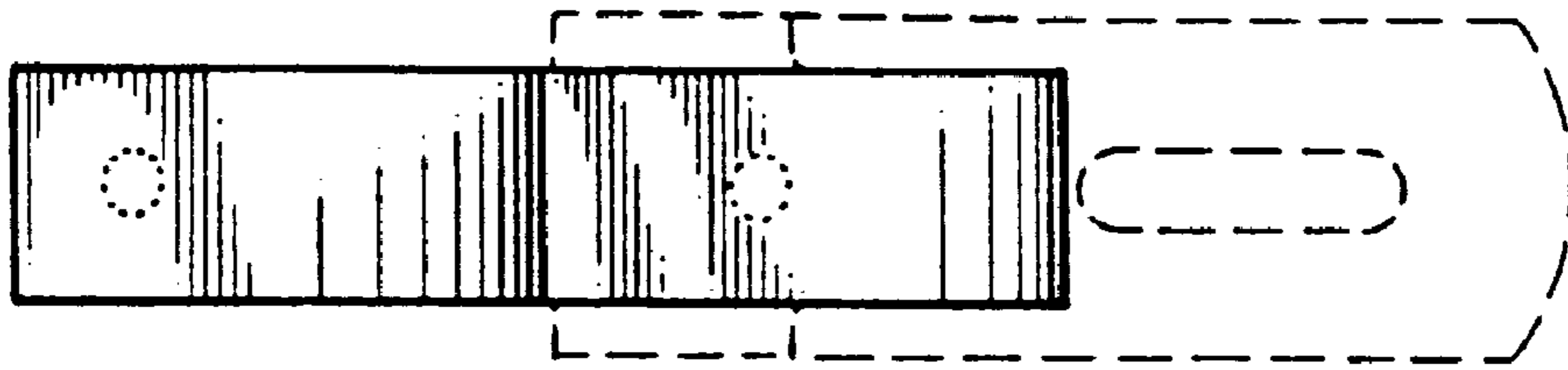


FIG. 2

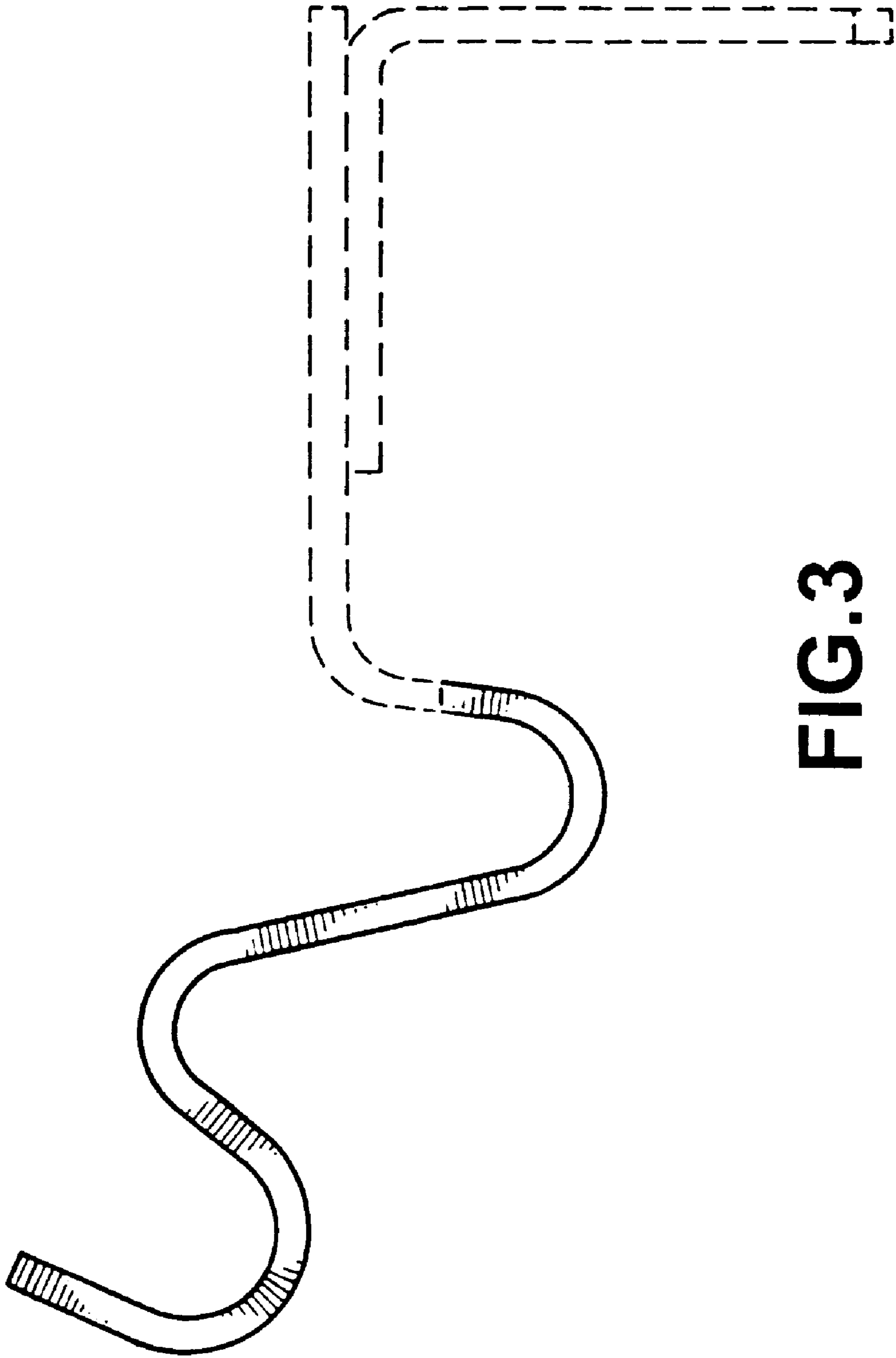


FIG. 3

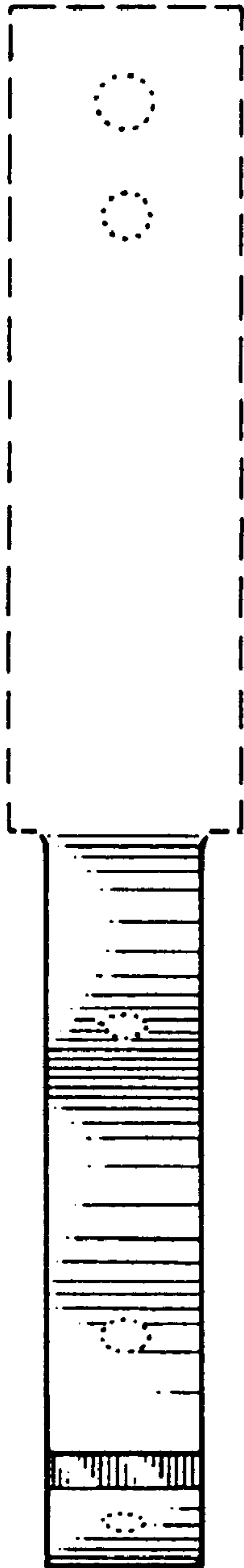


FIG. 4

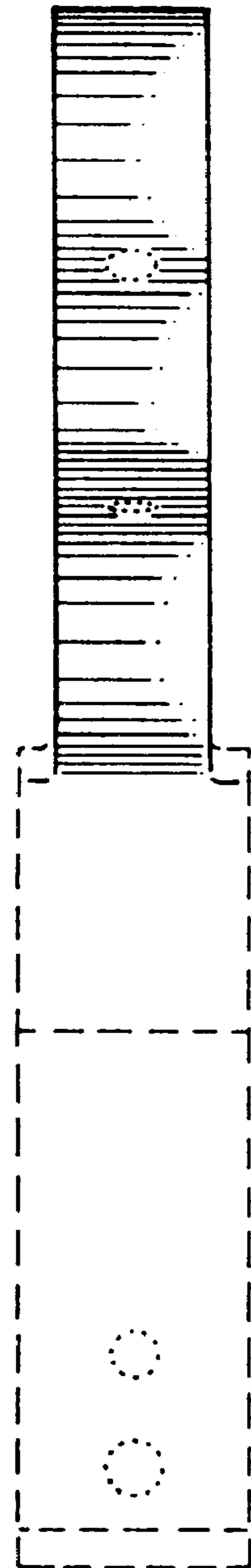


FIG. 5