



US00D455331S

(12) **United States Design Patent**
Keenum et al.

(10) **Patent No.:** **US D455,331 S**

(45) **Date of Patent:** **** Apr. 9, 2002**

(54) **FACE PLATE**

(75) Inventors: **John A. Keenum**, Keller, TX (US);
Todd C. Lanquist, Granville, MI (US)

(73) Assignee: **Corning Cable Systems LLC**, Hickory, NC (US)

(**) Term: **14 Years**

(21) Appl. No.: **29/117,970**

(22) Filed: **Jan. 31, 2000**

Related U.S. Application Data

(63) Continuation-in-part of application No. 09/085,657, filed on May 28, 1998, now Pat. No. 6,137,866.

(51) **LOC (7) Cl.** **11-05**

(52) **U.S. Cl.** **D8/353**

(58) **Field of Search** D8/353, 352; D13/177;
174/66; 220/241; 439/58

(56) **References Cited**

U.S. PATENT DOCUMENTS

- 2,443,223 A * 6/1948 Brown
- 3,042,739 A * 7/1962 Craig 174/66
- D200,408 S * 2/1965 Thompson
- 3,257,497 A * 6/1966 Chase 174/66

- D208,025 S * 7/1967 Weitzman
- D212,760 S * 11/1968 Bordner
- 3,619,475 A * 11/1971 Bailey 174/66
- 4,500,746 A * 2/1985 Meehan 174/66

OTHER PUBLICATIONS

Leviton Catalog; p. 13; plate No. 83001 Sep. 1968.*
Slater/wall plates cat. 1082w; p. 38; one gang Decorator
Opening plate ©1982.*

* cited by examiner

Primary Examiner—B. J. Bullock

(74) *Attorney, Agent, or Firm*—Michael L. Leetzow

(57) **CLAIM**

The ornamental design for a face plate, as shown and described.

DESCRIPTION

FIG. 1 is a perspective view of a face plate showing our new design;

FIG. 2 is a front elevational view thereof;


FIG. 3 is a top view thereof;

FIG. 4 is a bottom view thereof;

FIG. 5 is a left side view thereof; and,

FIG. 6 is a right side view thereof.

1 Claim, 4 Drawing Sheets






Fig. 1




Fig. 2




Fig. 3




Fig. 4




Fig. 5




Fig. 6