



US00D455323S

(12) **United States Design Patent**  
**Mistretta**

(10) **Patent No.:** **US D455,323 S**

(45) **Date of Patent:** **\*\* Apr. 9, 2002**

(54) **GRATER FOR FOOD PRODUCTS**

1,613,558 A 1/1927 Brougham ..... 241/95  
3,389,447 A 6/1968 Theobald et al. .... 241/273.1  
D338,810 S 8/1993 So ..... D7/678

(76) Inventor: **Salvatore V. Mistretta**, 360 W. 21st  
St., Apt. 3K, New York, NY (US)  
10011

\* cited by examiner

(\*\*) Term: **14 Years**

*Primary Examiner*—Terry A. Wallace  
(74) *Attorney, Agent, or Firm*—Lyon & Lyon LLP

(21) Appl. No.: **29/145,463**

(22) Filed: **Jul. 23, 2001**

(57) **CLAIM**

The ornamental design for a grater for food products, as shown and described.

**Related U.S. Application Data**

**DESCRIPTION**

(62) Division of application No. 29/113,821, filed on Nov. 11, 1999, now Pat. No. Des. 447,021.

(51) **LOC (7) Cl.** ..... **07-04**

(52) **U.S. Cl.** ..... **D7/678**

(58) **Field of Search** ..... D7/678; 241/96,  
241/100, 101.1, 168, 273.1–273.4, 274

FIG. 1 is a bottom, front, left side perspective view of a grater for food products showing my new design, the undisclosed rear and right side being mirror images of those shown;

FIG. 2 is a top plan view thereof; and,

FIG. 3 is a bottom plan view thereof.

(56) **References Cited**

**U.S. PATENT DOCUMENTS**

1,160,043 A \* 11/1915 Clark ..... 241/273.1

**1 Claim, 1 Drawing Sheet**

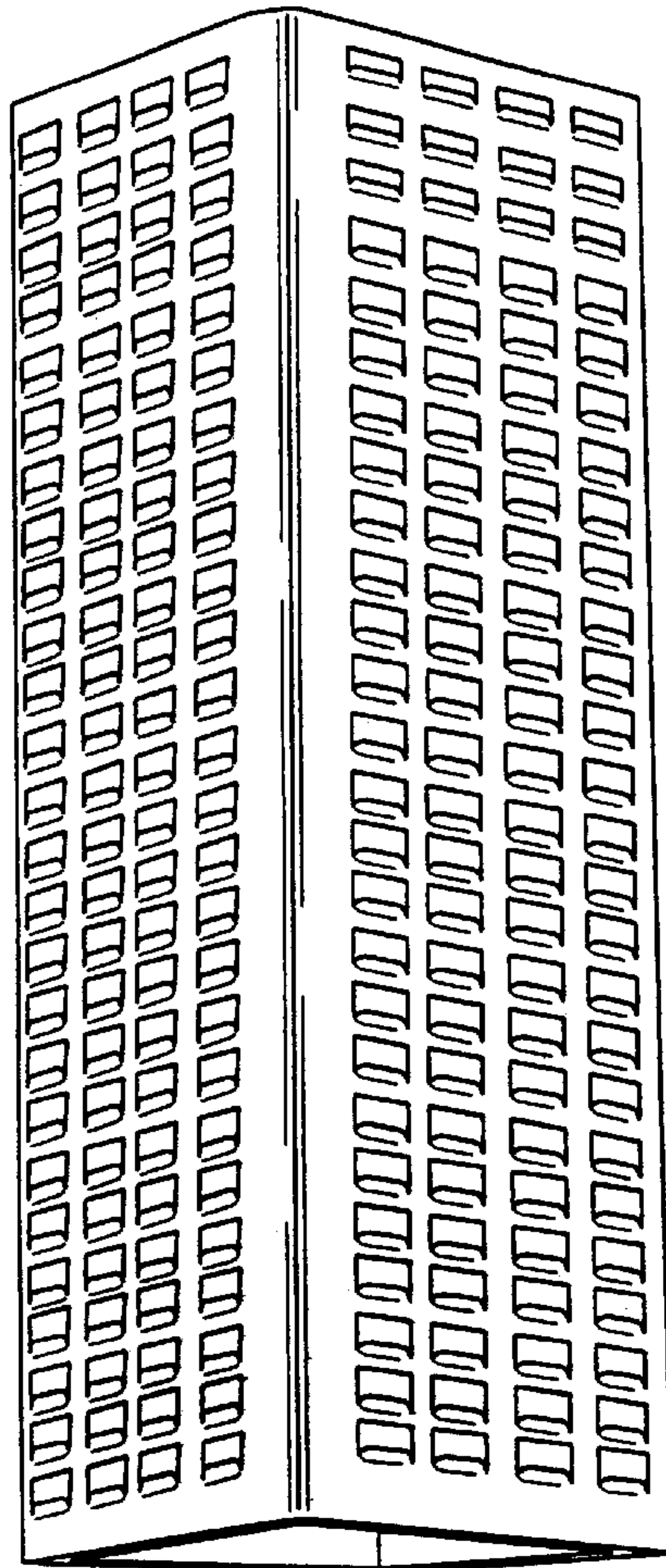


Fig. 1

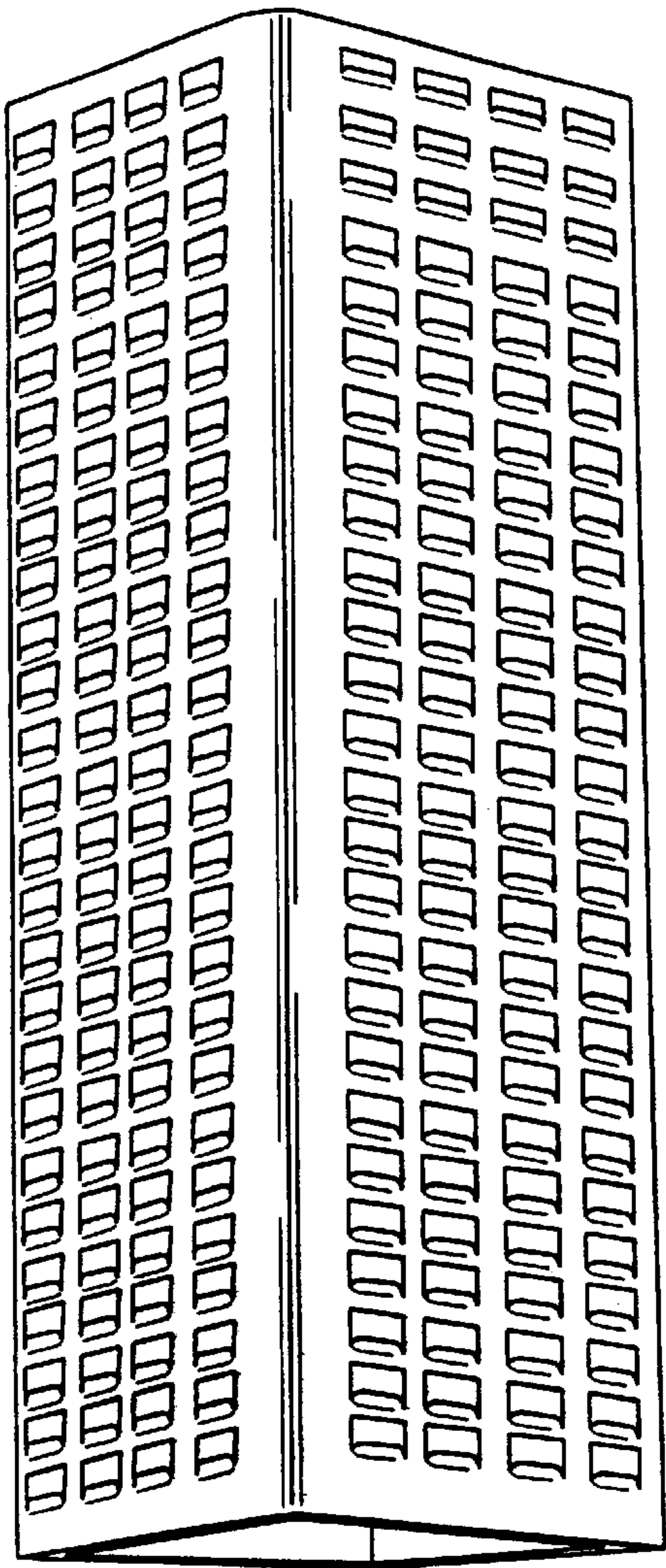


Fig. 2




Fig. 3

