



US00D455319S

(12) **United States Design Patent** (10) **Patent No.:** **US D455,319 S**
Thurlow (45) **Date of Patent:** **** Apr. 9, 2002**

(54) **CANISTER**

(75) Inventor: **Heida L. Thurlow**, Houston, TX (US)

(73) Assignee: **Lentrade, Inc.**, Houston, TX (US)

(**) Term: **14 Years**

(21) Appl. No.: **29/138,426**

(22) Filed: **Mar. 13, 2001**

(51) **LOC (7) Cl.** **07-01**

(52) **U.S. Cl.** **D7/613**

(58) **Field of Search** D7/607, 612-615;
D9/307; 206/457

(56) **References Cited**

U.S. PATENT DOCUMENTS

D315,249 S * 3/1991 Tilson D7/607 X
D411,419 S * 6/1999 Wyant D7/607 X

OTHER PUBLICATIONS

Schoner Wohnen, Aug. 1984, p. 57, cannister, bottom right corner.*

Sur La Table, Holiday 1998 catalog, two sheets.

Kitchen & Home, Holiday 1999 catalog, two sheets.

Making A Home, Housewares Collection from Betty Crocker, Holiday 2000, published before Jun. 2000, two sheets.

Neiman Marcus catalog, published before Jun. 2000, two sheets.

Sur La Table catalog, Fall 1999, two sheets.

* cited by examiner

Primary Examiner—Terry A. Wallace

(74) *Attorney, Agent, or Firm*—Browning Bushman P.C.

(57) **CLAIM**

The ornamental design for a canister, as shown and described.

DESCRIPTION

FIG. 1 is an isometric view of the canister showing my new design;

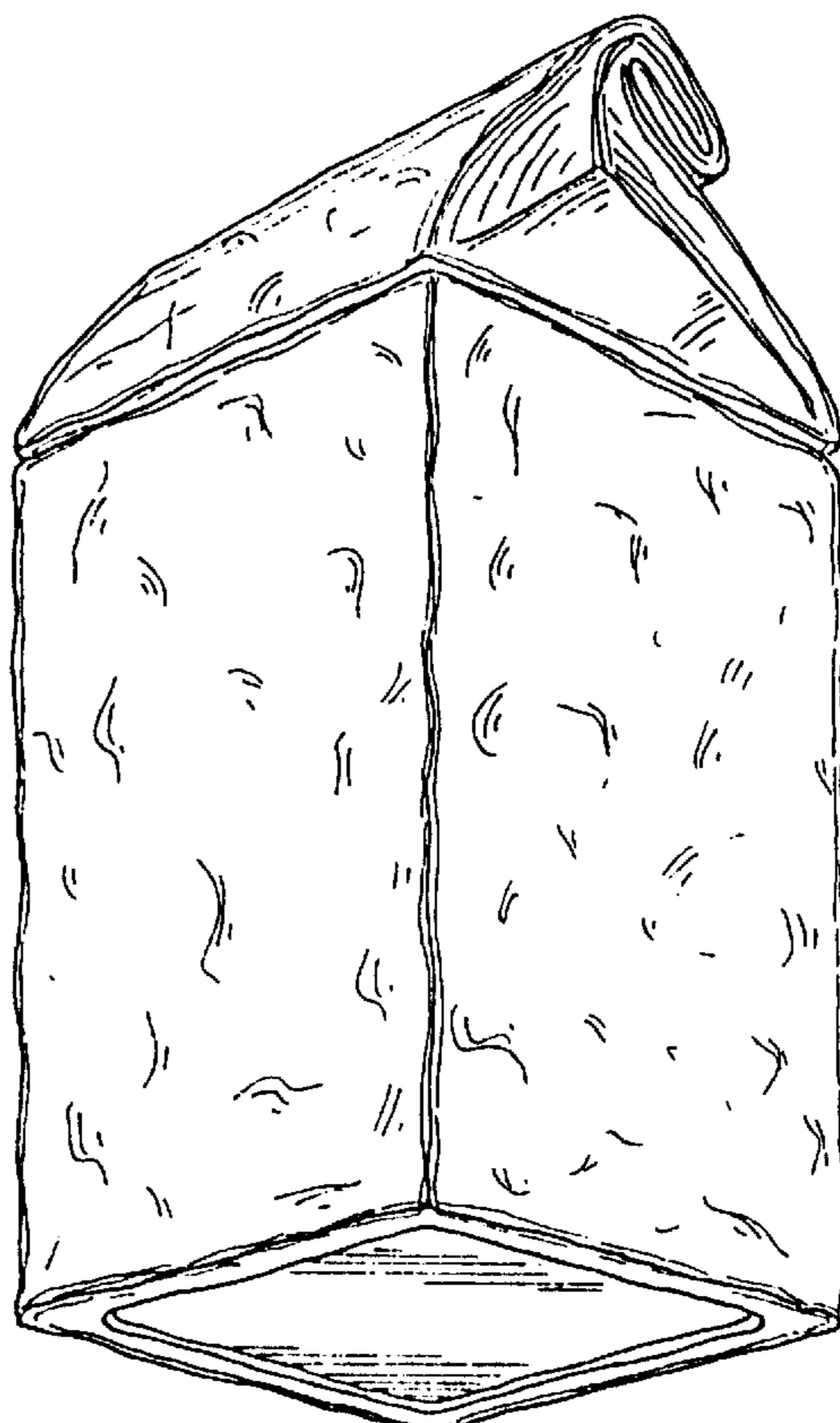
FIG. 2 is a top plan view of the canister shown in FIG. 1; FIG. 3 is a bottom plan view of the canister shown in FIG. 1;

FIG. 4 is a side elevational view of one side of the canister shown in FIG. 1, the opposite side being a mirror image;

FIG. 5 is a rear elevational view of the canister shown in FIG. 1; and,

FIG. 6 is a front elevational view of the canister shown in FIG. 1.

1 Claim, 2 Drawing Sheets



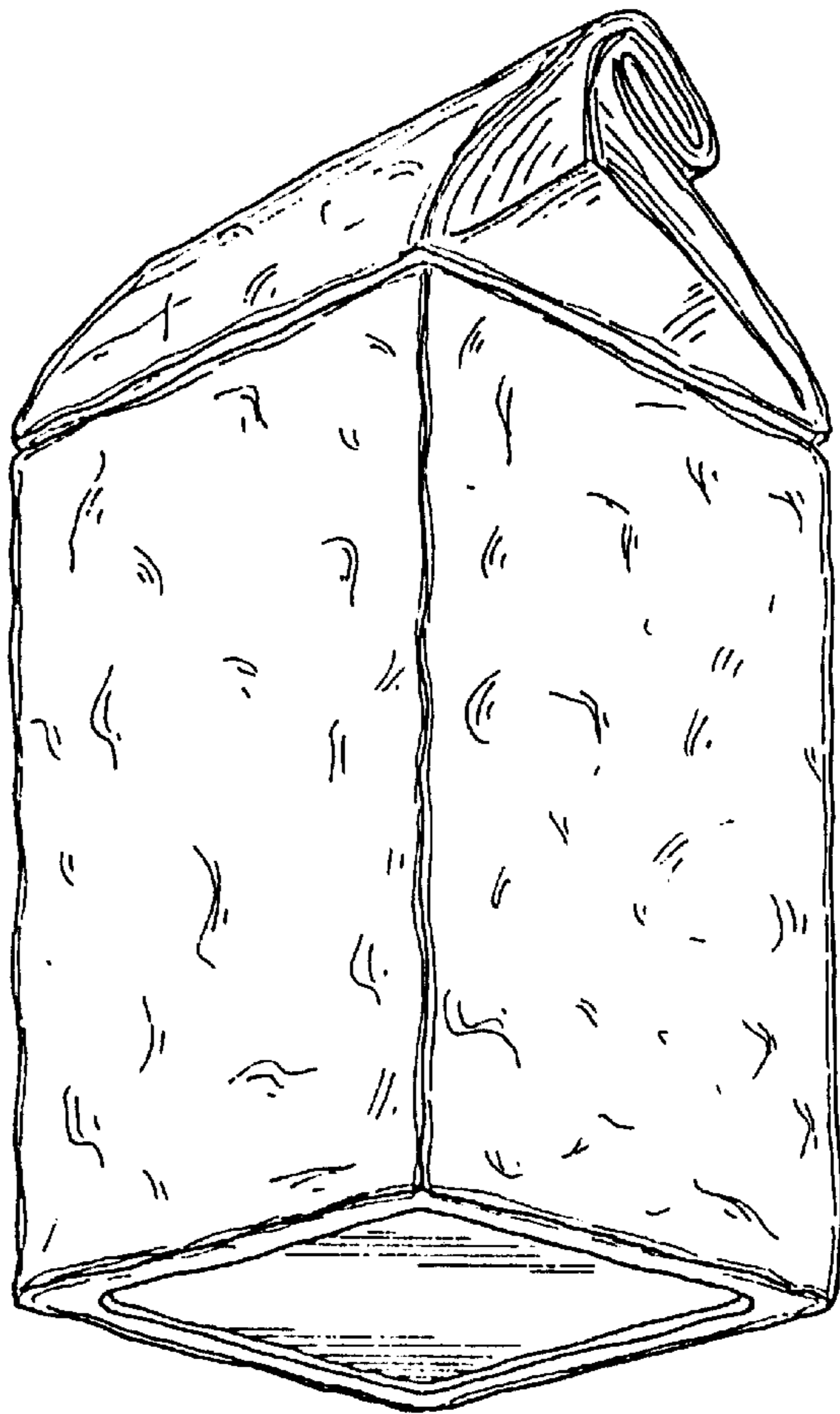


FIG. 1

FIG. 2




FIG. 3




FIG. 5

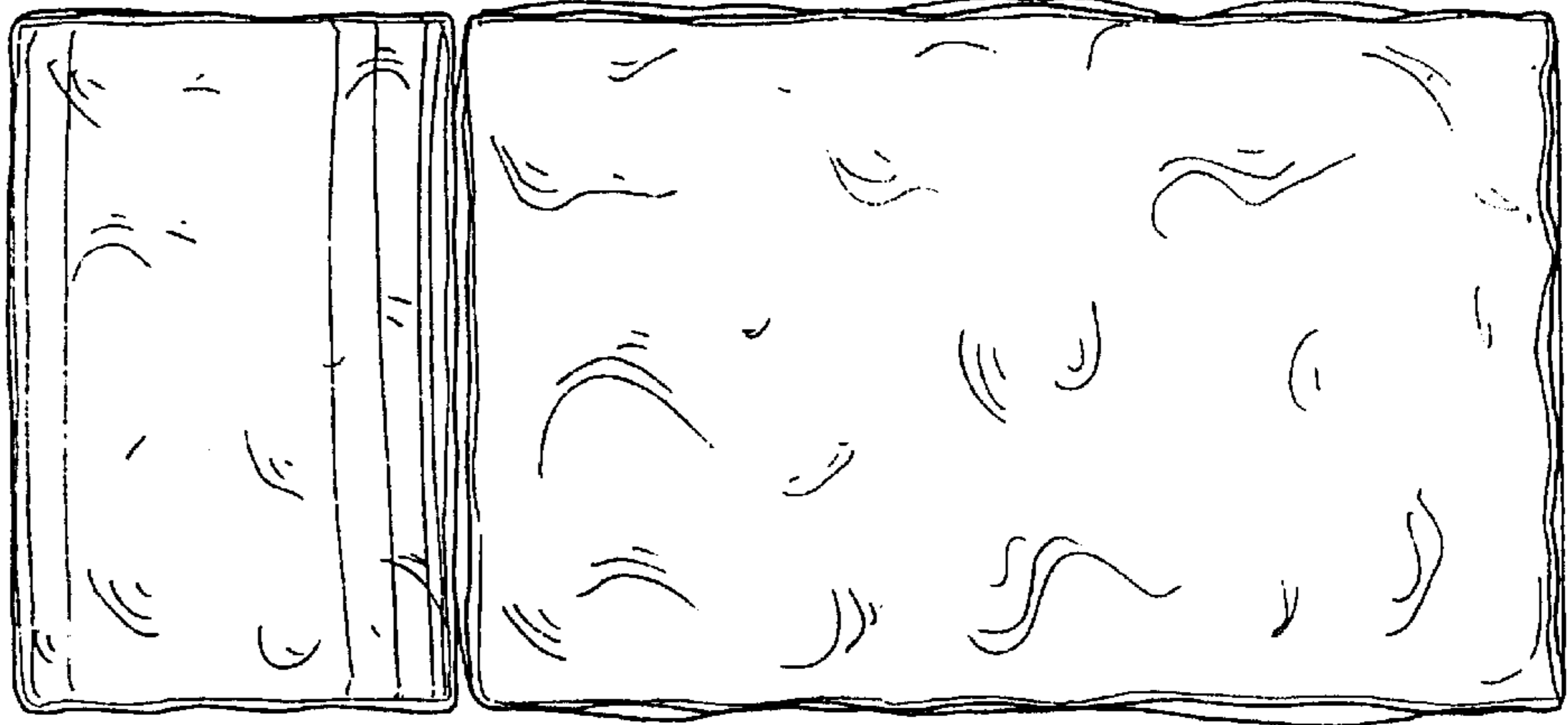


FIG. 4




FIG. 6

