



US00D455317S

(12) **United States Design Patent**  
**Thurlow et al.**

(10) **Patent No.:** **US D455,317 S**

(45) **Date of Patent:** **\*\* Apr. 9, 2002**

(54) **SERVING PLATTER**

Horchow Cooks' collection (brochure), published May 1998, pp. 15 and 37.

(75) Inventors: **Heida L. Thurlow; Lindmuth Fuller,**  
both of Houston, TX (US)

\* cited by examiner

(73) Assignee: **Lentrade, Inc.**

(\*\*) Term: **14 Years**

*Primary Examiner*—Antoine Duval Davis

(74) *Attorney, Agent, or Firm*—Browning Bushman P.C.

(21) Appl. No.: **29/134,501**

(22) Filed: **Dec. 22, 2000**

(51) **LOC (7) Cl.** ..... **07-01**

(52) **U.S. Cl.** ..... **D7/586; D7/550.1**

(58) **Field of Search** ..... D7/550.1, 553.5,  
D7/554.3, 555, 586; 220/575, 679, 671,  
670, 632, 17.1, 339, 574

(57) **CLAIM**

The ornamental design for a serving platter, as shown and described.

**DESCRIPTION**

(56) **References Cited**

**U.S. PATENT DOCUMENTS**

D272,879 S	3/1984	Pozzi	
D312,189 S	11/1990	Noel	
D312,941 S	* 12/1990	Zivin	..... D7/545
D323,765 S	2/1992	Corthum	
D379,134 S	* 5/1997	Joergensen	..... D7/548
D431,161 S	9/2000	Kaposi et al.	

**OTHER PUBLICATIONS**

Service Merchandise, Brentwood, Texas, published 1993, Jewelry and General Merchandise Catalog, pp. 219 and 259.  
Piazza, Crusinallo, Italy, published prior to 1990, 7 pages of catalog including coversheet.

FIG. 1 is an isometric view of the upper surface of a platter showing my new design;

FIG. 2 is a top plan view of the platter shown in FIG. 1;

FIG. 3 is a bottom plan view of the platter shown in FIG. 1;

FIG. 4 is a side elevational view of one side of the platter shown in FIG. 2, the opposite side being a mirror image; and,

FIG. 5 is a end elevational view of one end of the platter shown in FIG. 2, the opposite end being a mirror image.

**1 Claim, 2 Drawing Sheets**

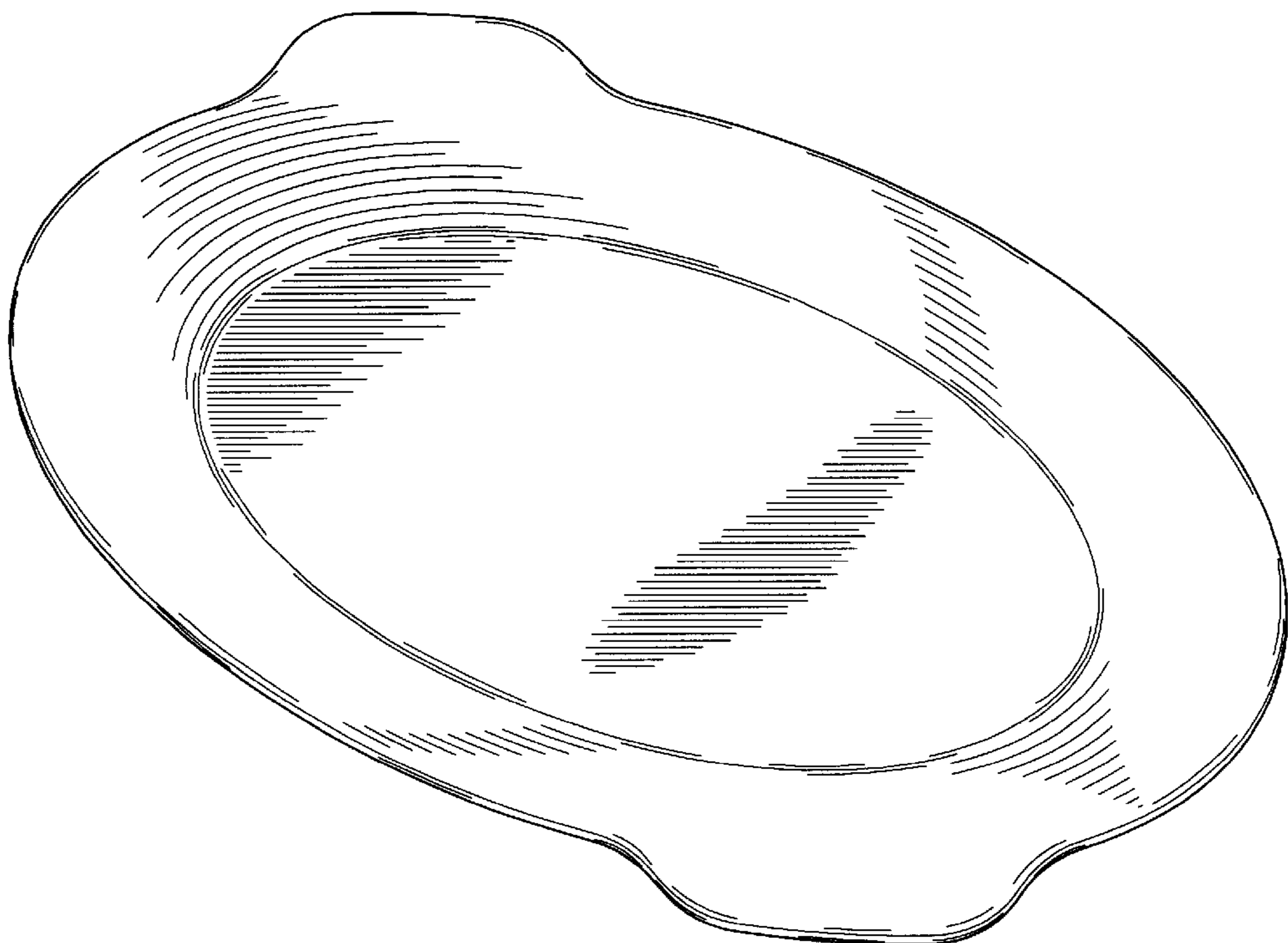


Fig. 1

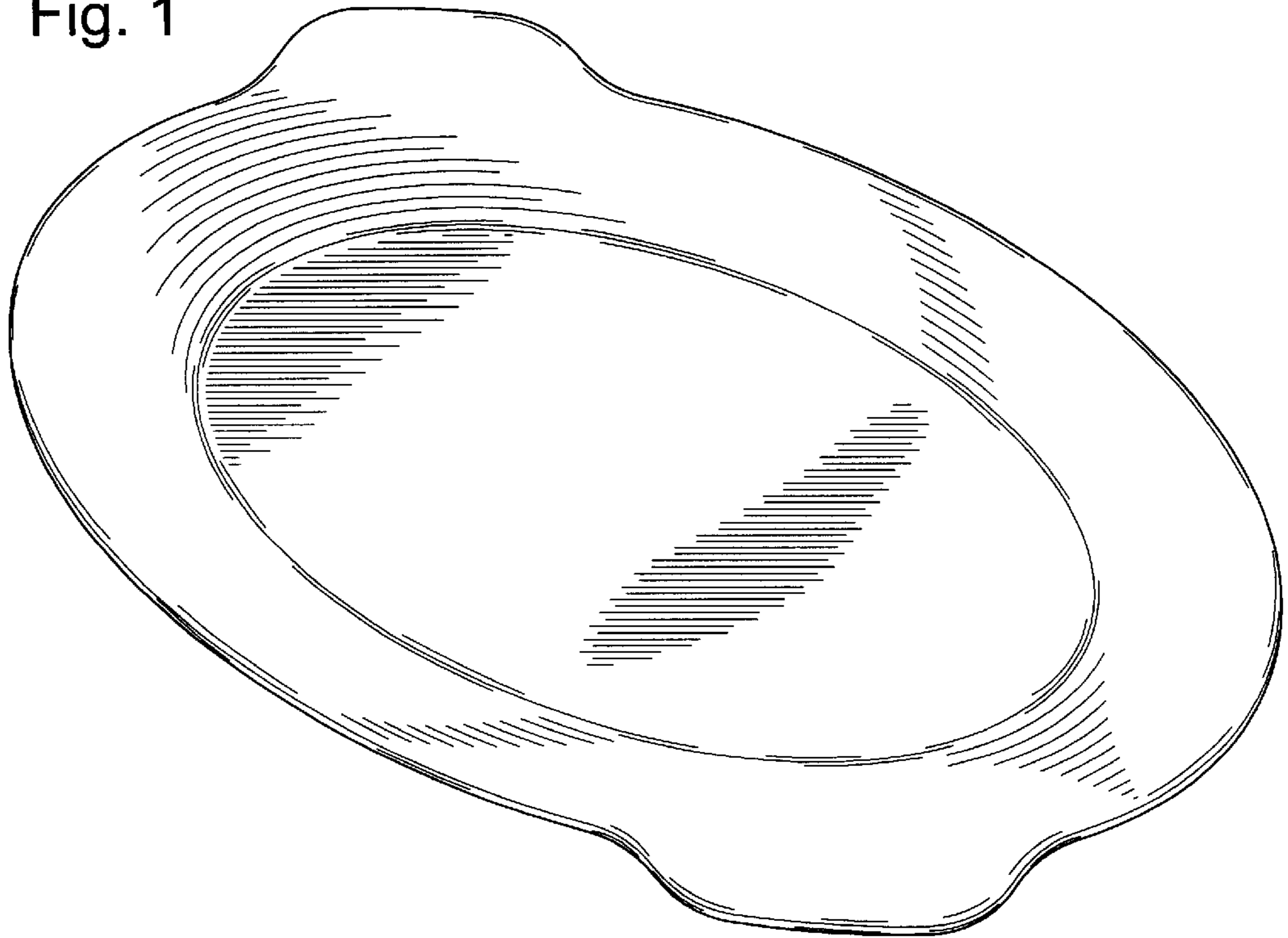


Fig. 2

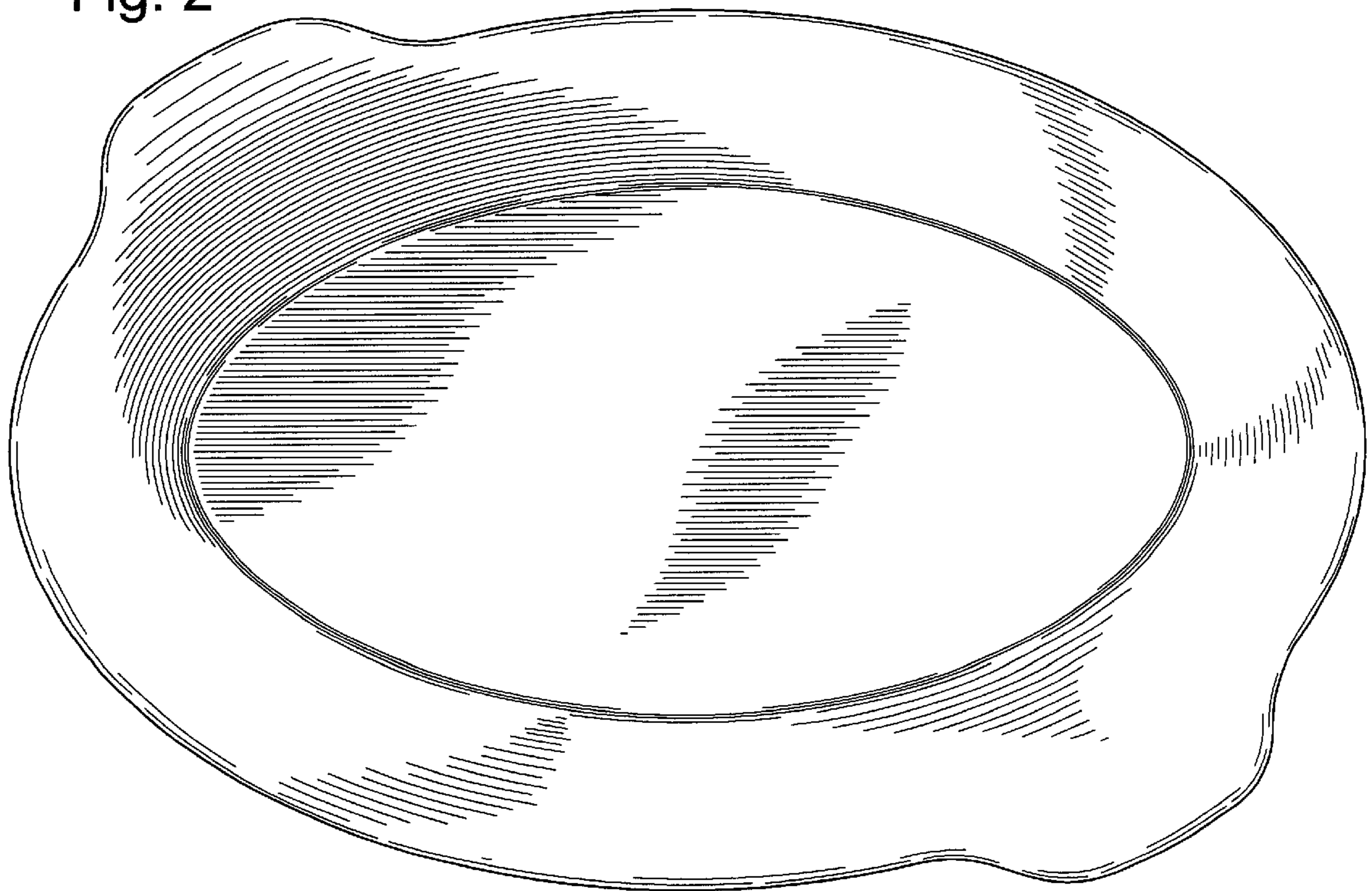


Fig. 3

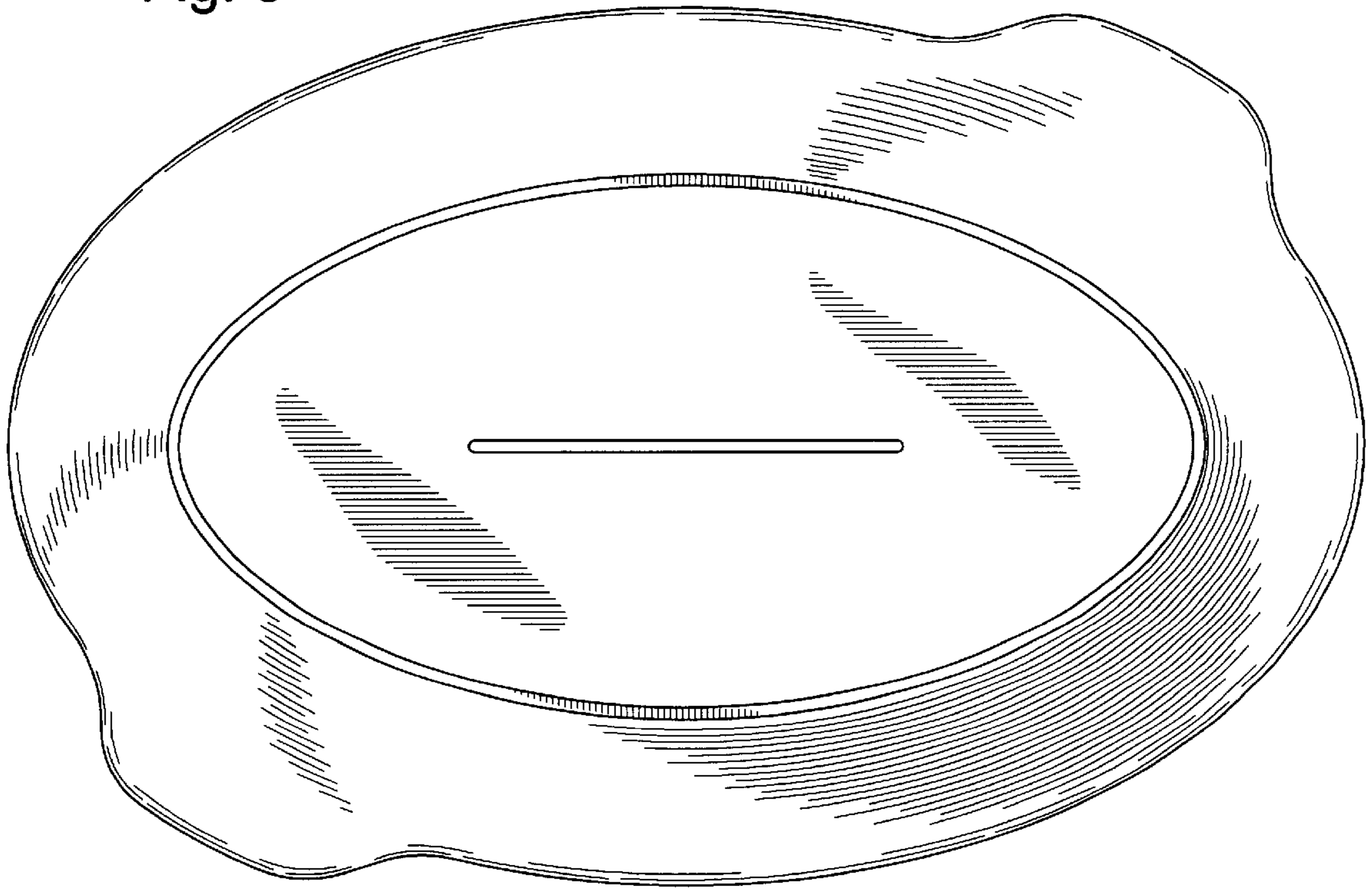


Fig. 4




Fig. 5

