



US00D455301S

(12) **United States Design Patent**
Cantwell

(10) **Patent No.:** **US D455,301 S**

(45) **Date of Patent:** **** Apr. 9, 2002**

(54) **TABLE**

(75) Inventor: **Robert R. Cantwell**, Leslie, MO (US)

(73) Assignee: **NorthPole, Ltd.**, Kowloon (CN)

(**) Term: **14 Years**

(21) Appl. No.: **29/133,295**

(22) Filed: **Nov. 27, 2000**

(51) **LOC (7) Cl.** **06-03**

(52) **U.S. Cl.** **D6/487**

(58) **Field of Search** D6/480-489, 495-499,
D6/511; 108/153.1, 157.1, 155, 156, 161,
175; 248/188, 188.1, 188.8

(56) **References Cited**

U.S. PATENT DOCUMENTS

D266,548 S	10/1982	Huber Jr.	D6/480
D284,820 S	7/1986	Shaw et al.	D6/487
D428,741 S	8/2000	Hazen et al.	D6/480

OTHER PUBLICATIONS

Smith and Hawken, p. 51, table at top right.

Primary Examiner—Janice E. Seeger

(74) *Attorney, Agent, or Firm*—Oppenheimer Wolff & Donnelly, LLP; Larry B. Guernsey

(57) **CLAIM**

The ornamental design for a table, as shown and described.

DESCRIPTION

FIG. 1 is an isometric view of a table of the present invention;

FIG. 2 is a front plan view of a table of the present invention, the rear plan view being identical;

FIG. 3 is a right side plan view of a table of the present invention, the left side plan view being identical;

FIG. 4 is a top plan view of a table of the present invention; and,

FIG. 5 is a bottom plan view of a table of the present invention.

1 Claim, 5 Drawing Sheets

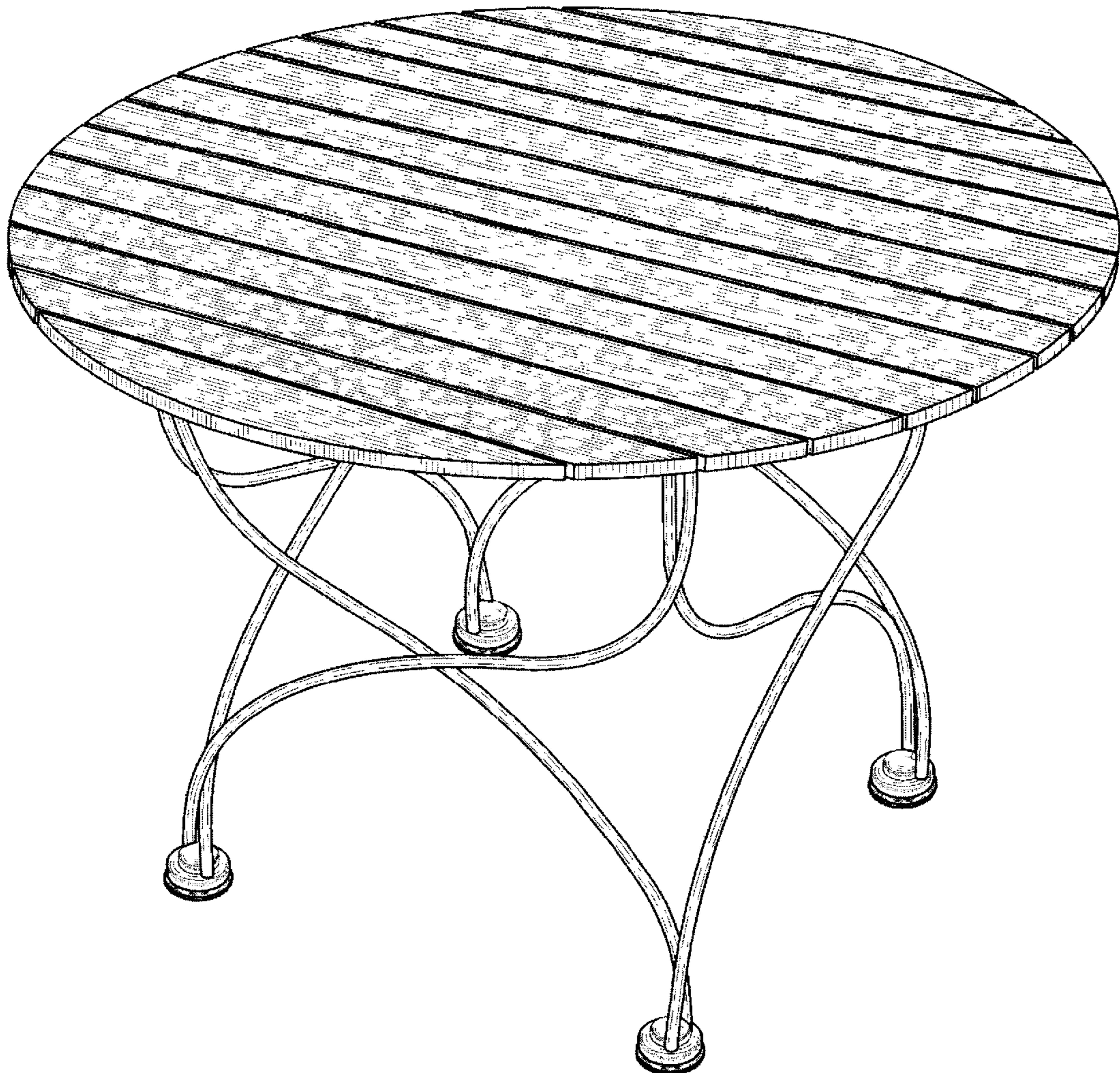




FIGURE 1




FIGURE 2




FIGURE 3

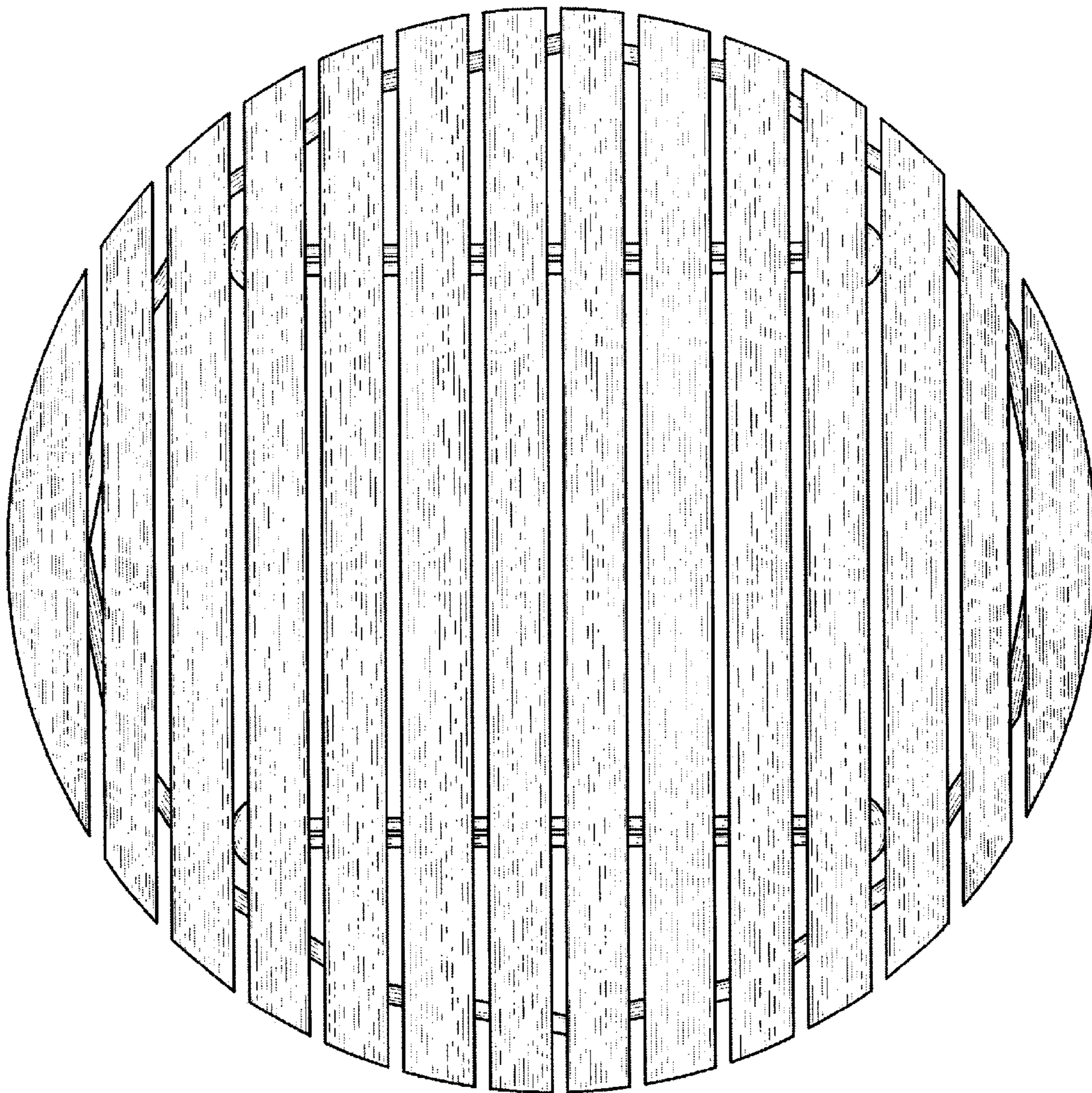


FIGURE 4

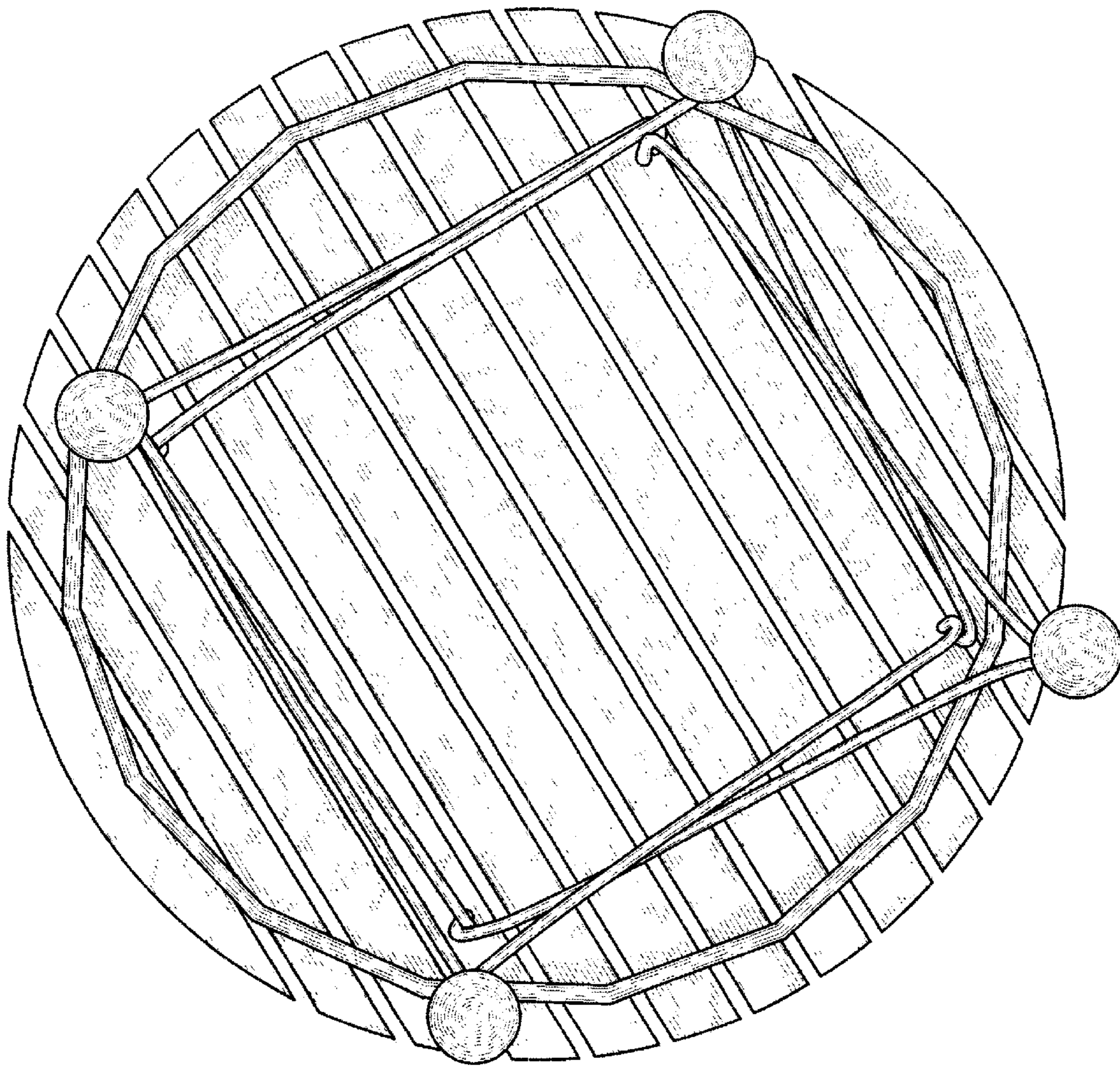


FIGURE 5