



US00D455298S

(12) **United States Design Patent**  
**McDaniel et al.**

(10) **Patent No.:** **US D455,298 S**

(45) **Date of Patent:** **\*\* Apr. 9, 2002**

(54) **TABLE**

(75) **Inventors:** **Thomas M. McDaniel; D. Scott Coley,**  
both of Morganton, NC (US)

(73) **Assignee:** **Bernhardt, L.L.C.,** Lenoir, NC (US)

(\*\*) **Term:** **14 Years**

(21) **Appl. No.:** **29/134,334**

(22) **Filed:** **Dec. 18, 2000**

(51) **LOC (7) Cl.** ..... **06-03**

(52) **U.S. Cl.** ..... **D6/480**

(58) **Field of Search** ..... D6/480-489, 495-499,  
D6/429-431; 108/153.1, 155, 156, 157.1,  
158.11, 161; 248/188, 188.1, 188.8

(56) **References Cited**

**U.S. PATENT DOCUMENTS**

D25,676 S \* 6/1896 Beckwith ..... D6/480

D90,112 S \* 6/1933 Ginsberg ..... D6/484  
D245,302 S \* 8/1977 Pratt ..... D6/480  
D445,608 S \* 7/2001 OaHare ..... D6/480

\* cited by examiner

*Primary Examiner*—Janice E. Seeger

(74) *Attorney, Agent, or Firm*—MacCord Mason PL


(57) **CLAIM**

The ornamental design for a table, as shown and described.

**DESCRIPTION**

FIG. 1 is a perspective view of a table showing my new design;  
FIG. 2 is a side perspective view, the opposite side being a mirror image thereof;  
FIG. 3 is a end perspective view, the opposite end being a mirror image thereof; and,  
FIG. 4 is a top perspective view.

**1 Claim, 4 Drawing Sheets**






FIG. 1




FIG. 2




FIG. 3




FIG. 4