



US00D455296S

(12) **United States Design Patent**  
**O'Hare et al.**

(10) **Patent No.:** **US D455,296 S**

(45) **Date of Patent:** **\*\* Apr. 9, 2002**

(54) **CABINET**

**OTHER PUBLICATIONS**

(75) Inventors: **Timothy Michael O'Hare**, Greensboro;  
**Shawn Christopher Stanton**, High  
Point, both of NC (US)

Photocopy of scroll work from Henri Bendel's in New York,  
undated, possible prior art.

\* cited by examiner

(73) Assignee: **Bernhardt, L.L.C.**, Lenoir, NC (US)

*Primary Examiner*—Cathron C. Brooks

(\*\*) Term: **14 Years**

(74) *Attorney, Agent, or Firm*—MacCord Mason PLLC

(21) Appl. No.: **29/139,148**

(22) Filed: **Mar. 26, 2001**

(57) **CLAIM**

The ornamental design for a cabinet, as shown and  
described.

(51) **LOC (7) Cl.** ..... **06-04**

**DESCRIPTION**

(52) **U.S. Cl.** ..... **D6/470; D6/438**

FIG. 1 is a left front perspective view of a cabinet showing  
my new design;

(58) **Field of Search** ..... D6/432-448, 470;  
312/114, 138.1, 204, 224

FIG. 2 is a side elevational view, the opposite side being a  
mirror image thereof; and,

FIG. 3 is a front elevational view thereof.


(56) **References Cited**

The broken lines showing the hinges and door handles is for  
illustrative purposes only and forms no part of the claimed  
design.

**U.S. PATENT DOCUMENTS**

D260,213 S	*	8/1981	Crespi	.....	D6/436
D390,719 S	*	2/1998	Walters, III et al.	.....	D6/438
D445,279 S	*	7/2001	OaHare et al.	.....	D6/438

**1 Claim, 3 Drawing Sheets**






FIG. 1

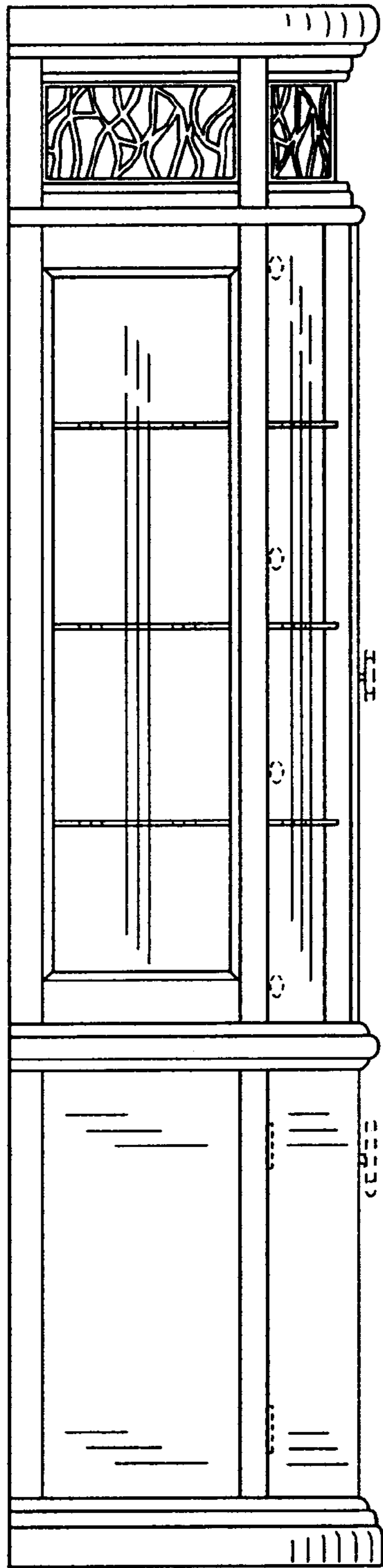


FIG. 2

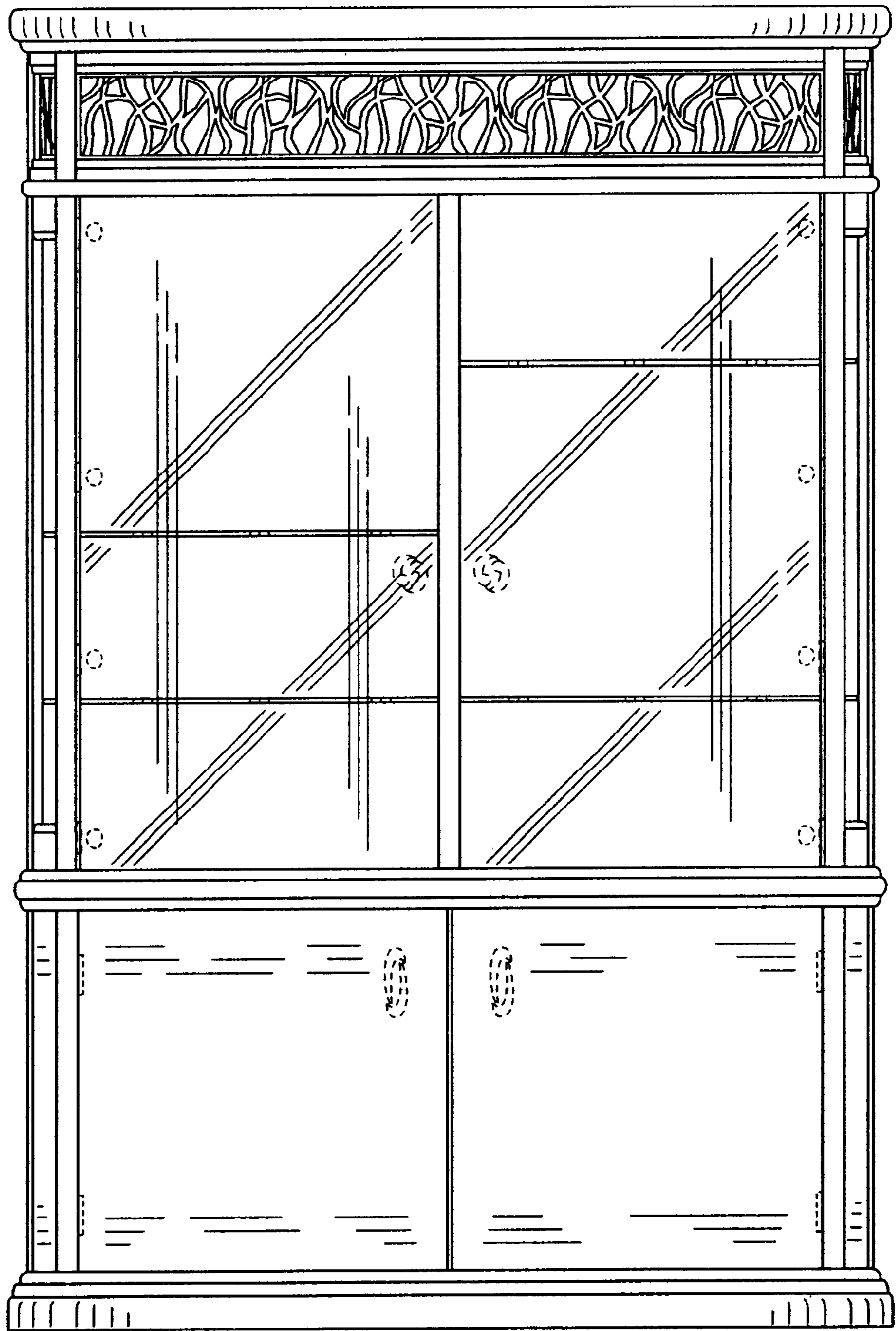


FIG. 3