



US00D455294S

(12) **United States Design Patent**
Jeup

(10) **Patent No.:** **US D455,294 S**

(45) **Date of Patent:** **** Apr. 9, 2002**

(54) **TABLE**

D348,363 S * 7/1994 Willemsen D6/434
D375,640 S * 11/1996 Marx D6/482

(76) Inventor: **Joseph Jeup**, 7837 Mooring Ct.,
Hudsonville, MI (US) 49426

* cited by examiner

(**) Term: **14 Years**

Primary Examiner—Janice E. Seeger
(74) *Attorney, Agent, or Firm*—Young & Basile, P.C.

(21) Appl. No.: **29/136,604**

(57) **CLAIM**

(22) Filed: **Feb. 1, 2001**

The ornamental design for a table, as shown and described.

(51) **LOC (7) Cl.** **06-06**

DESCRIPTION

(52) **U.S. Cl.** **D6/451; D6/480**

(58) **Field of Search** D6/480–489, 495,
D6/451, 452; 108/153.1, 155, 156, 157.1,
158.11, 161; 248/188, 188.1, 188.8

FIG. 1 is a side elevational view of a table showing my new design; the rear view being a mirror image;
FIG. 2 is an end elevational view thereof, the opposite end being a mirror image;
FIG. 3 is a top plan view thereof;
FIG. 4 is a bottom plan view thereof; and,
FIG. 5 is a perspective view thereof from the front.

(56) **References Cited**

U.S. PATENT DOCUMENTS

D58,961 S * 9/1921 Wilcox D6/487
D172,870 S * 8/1954 Eppenstein D6/480
D309,683 S * 8/1990 Solomon et al. D6/450

1 Claim, 3 Drawing Sheets

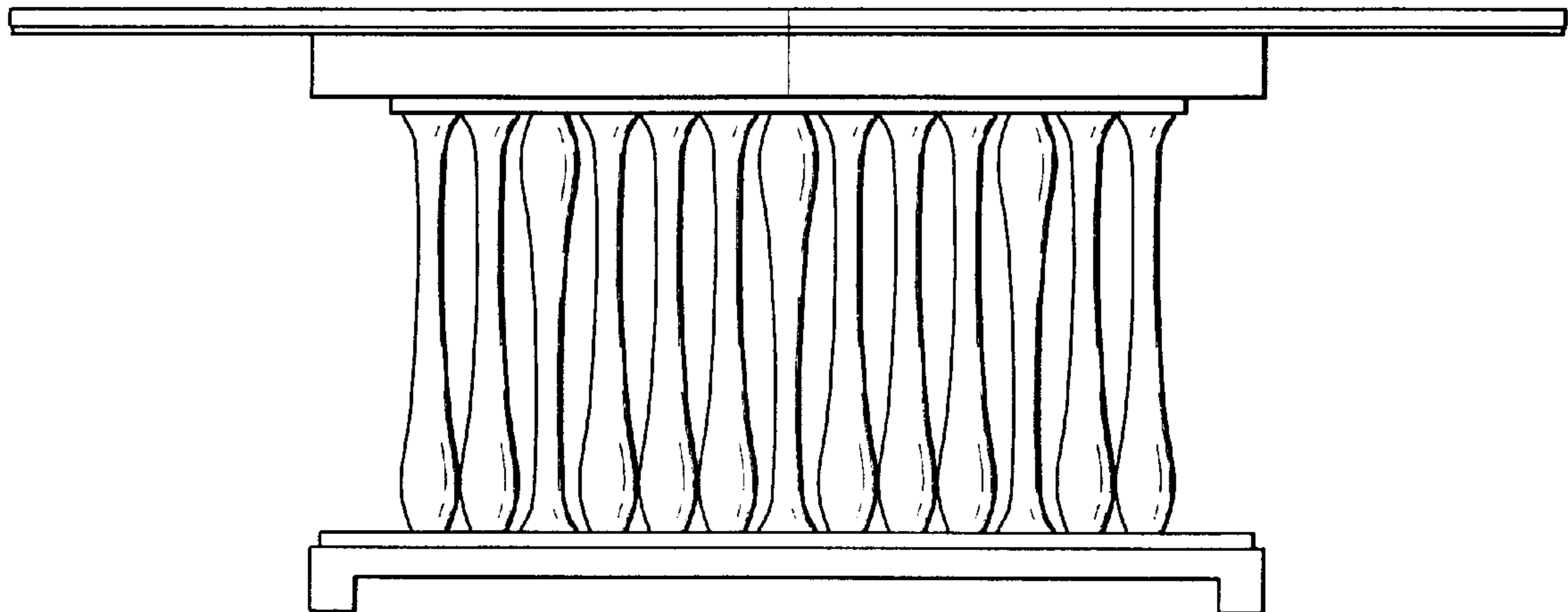


FIG - 1

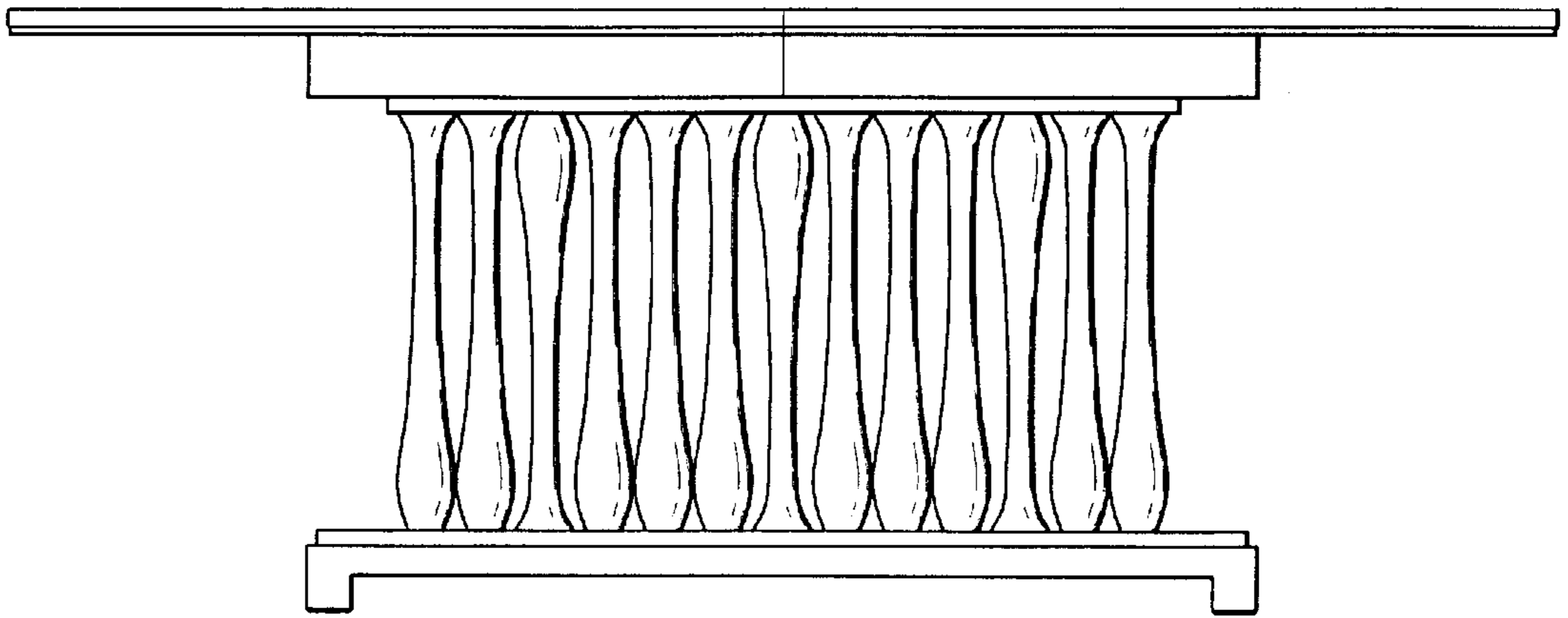


FIG - 2

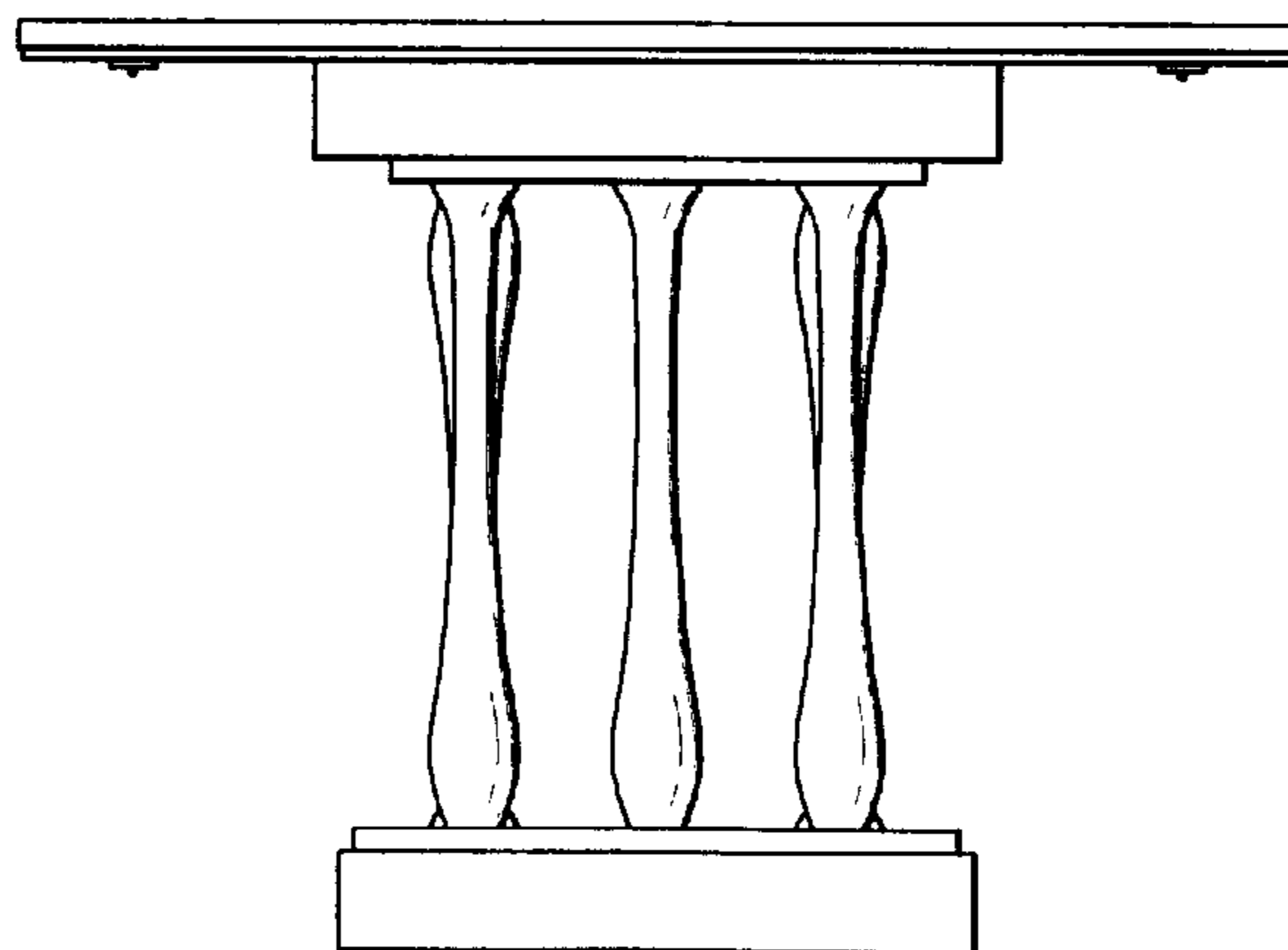


FIG - 3




FIG - 4

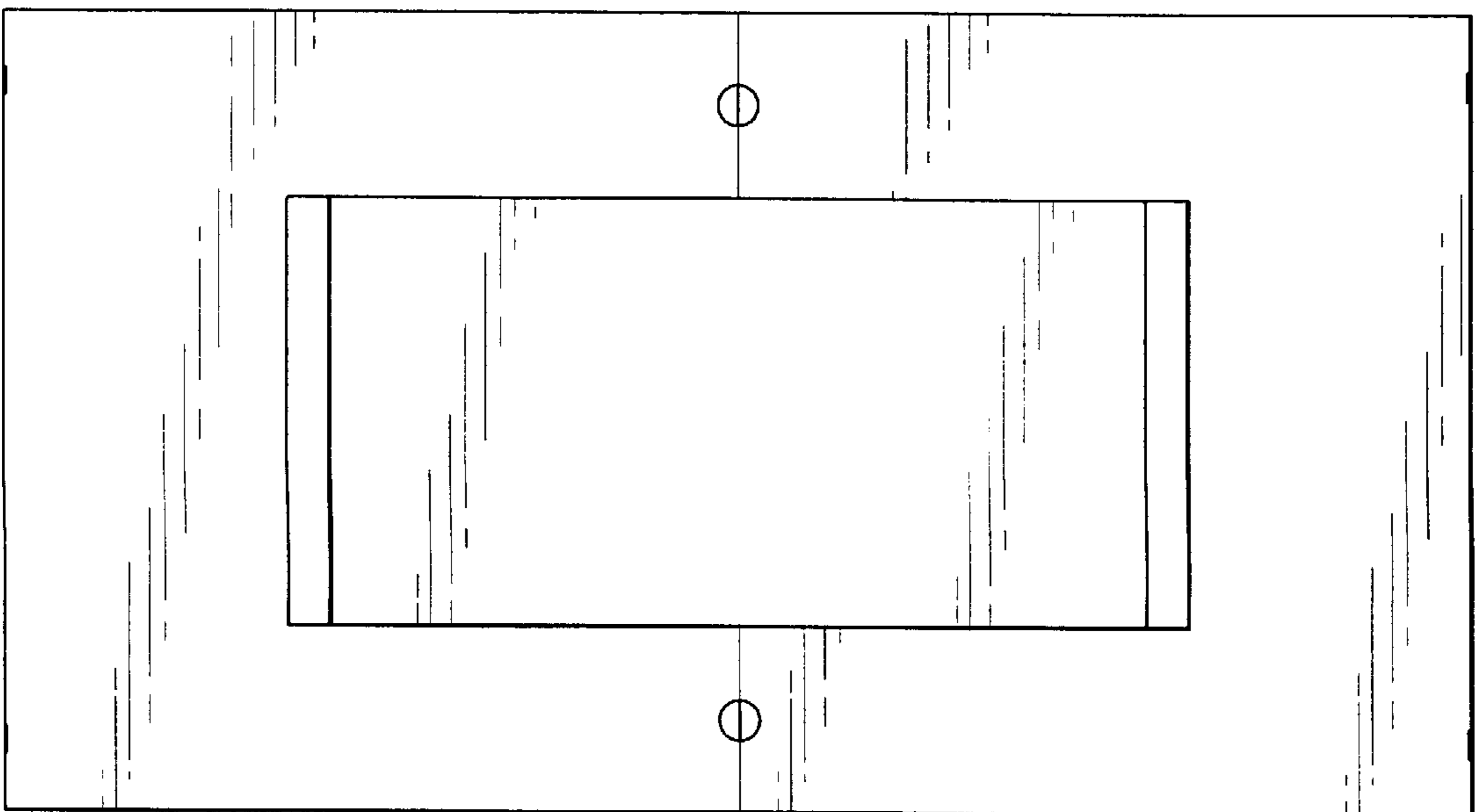


FIG - 5

