



US00D455291S

(12) **United States Design Patent**  
**Jeup**

(10) **Patent No.:** **US D455,291 S**

(45) **Date of Patent:** **\*\* Apr. 9, 2002**

(54) **BUFFET**

D440,430 S \* 4/2001 Hutton ..... D6/446

(75) Inventor: **Joseph Jeup**, Hudsonville, MI (US)

\* cited by examiner

(73) Assignee: **Jeup, Inc.**, Jenison, MI (US)

*Primary Examiner*—Cathron C. Brooks

(\*\*) Term: **14 Years**

(74) *Attorney, Agent, or Firm*—Young & Basile, P.C.

(21) Appl. No.: **29/136,603**

(57) **CLAIM**

The ornamental design for a buffet, as shown and described.

(22) Filed: **Feb. 1, 2001**

**DESCRIPTION**

(51) **LOC (7) Cl.** ..... **06-04**

FIG. 1 is a front elevational view of a buffet showing my new design;

(52) **U.S. Cl.** ..... **D6/448**

FIG. 2 is a rear elevational view thereof;

(58) **Field of Search** ..... D6/432-448; 312/204,  
312/224

FIG. 3 is a side elevational view thereof, the opposite side being a mirror image;

(56) **References Cited**

FIG. 4 is a top plan view thereof; and

**U.S. PATENT DOCUMENTS**

FIG. 5 is a bottom plan view thereof; and

D216,899 S \* 3/1970 Szirmay ..... D6/446

FIG. 6 is a perspective view thereof from the front.

D239,893 S \* 5/1976 Eisen ..... D6/446

D347,752 S \* 6/1994 Korch et al. .... D6/446

**1 Claim, 3 Drawing Sheets**

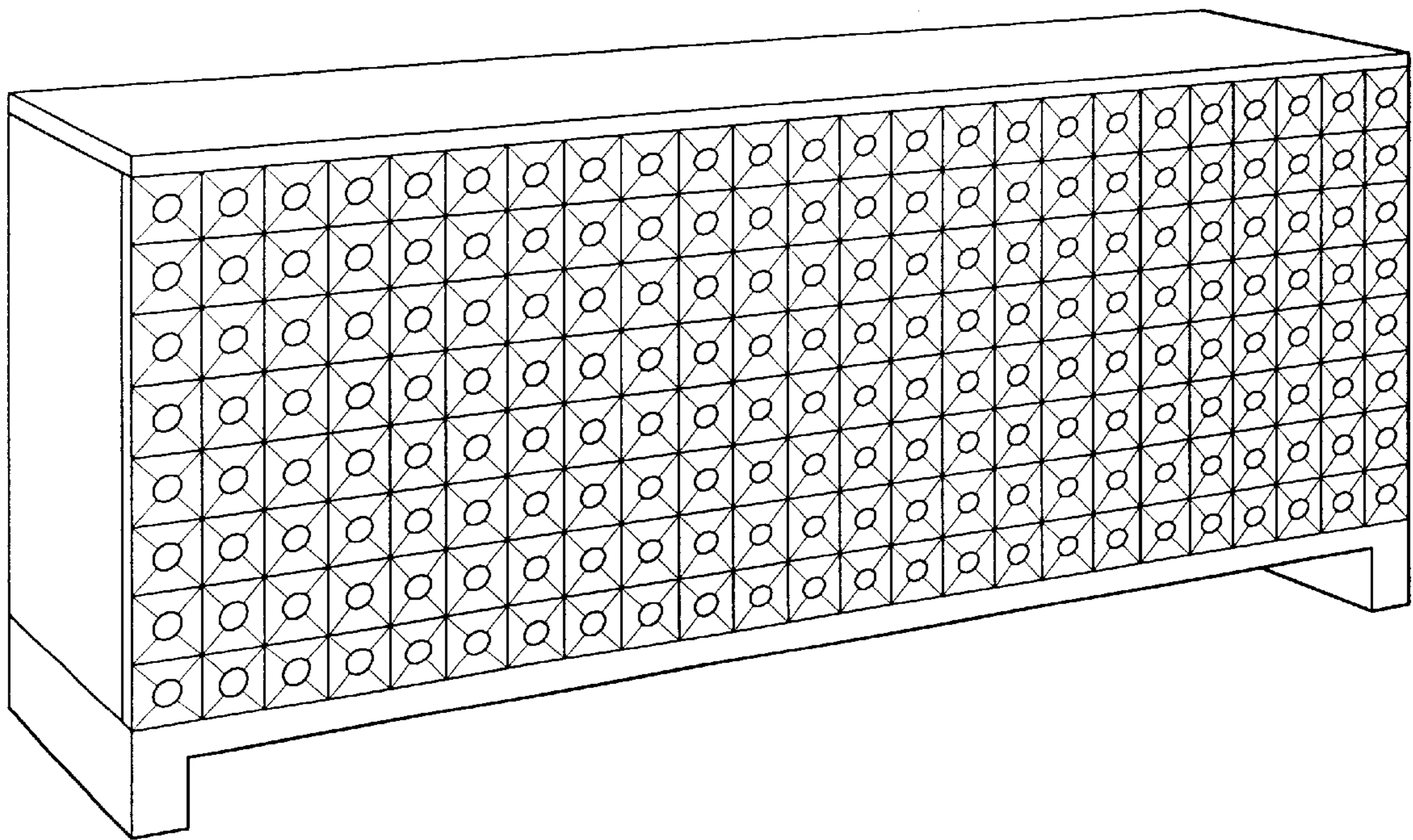


FIG - 1

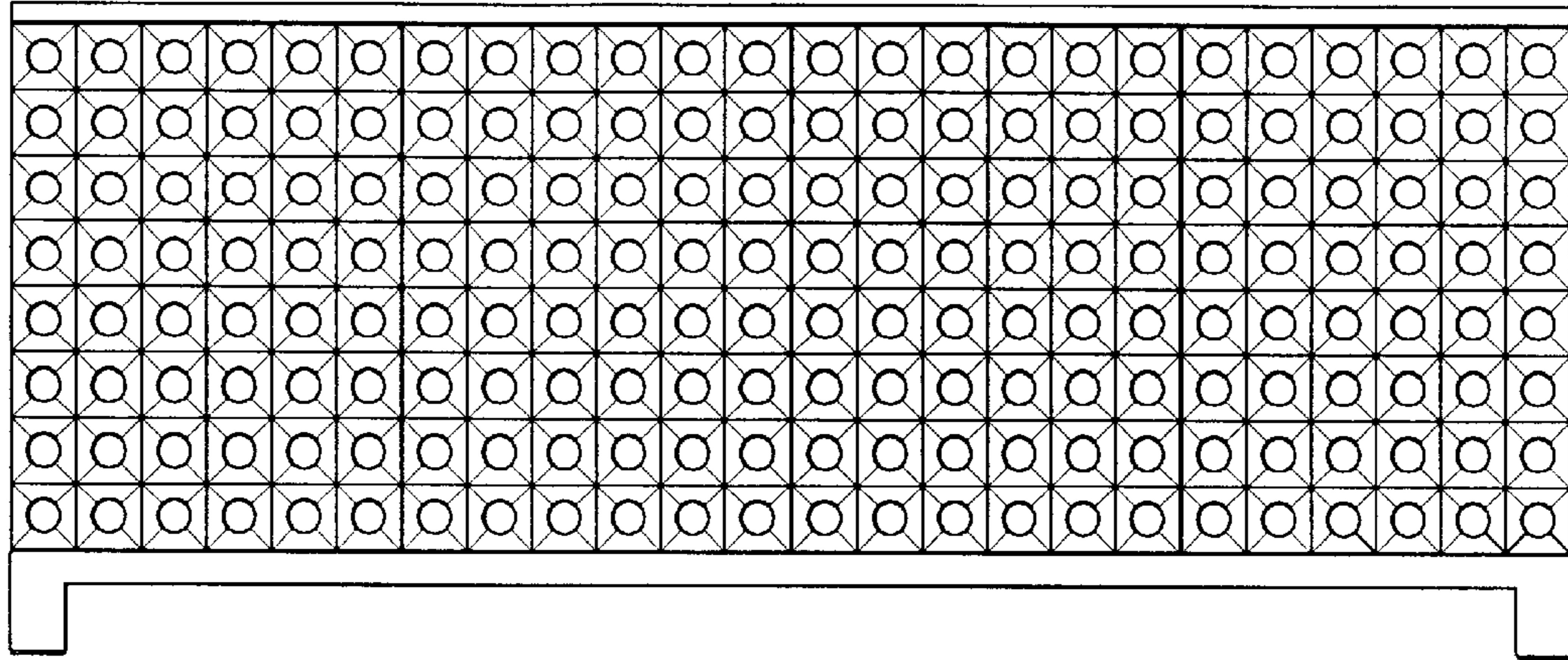


FIG - 2

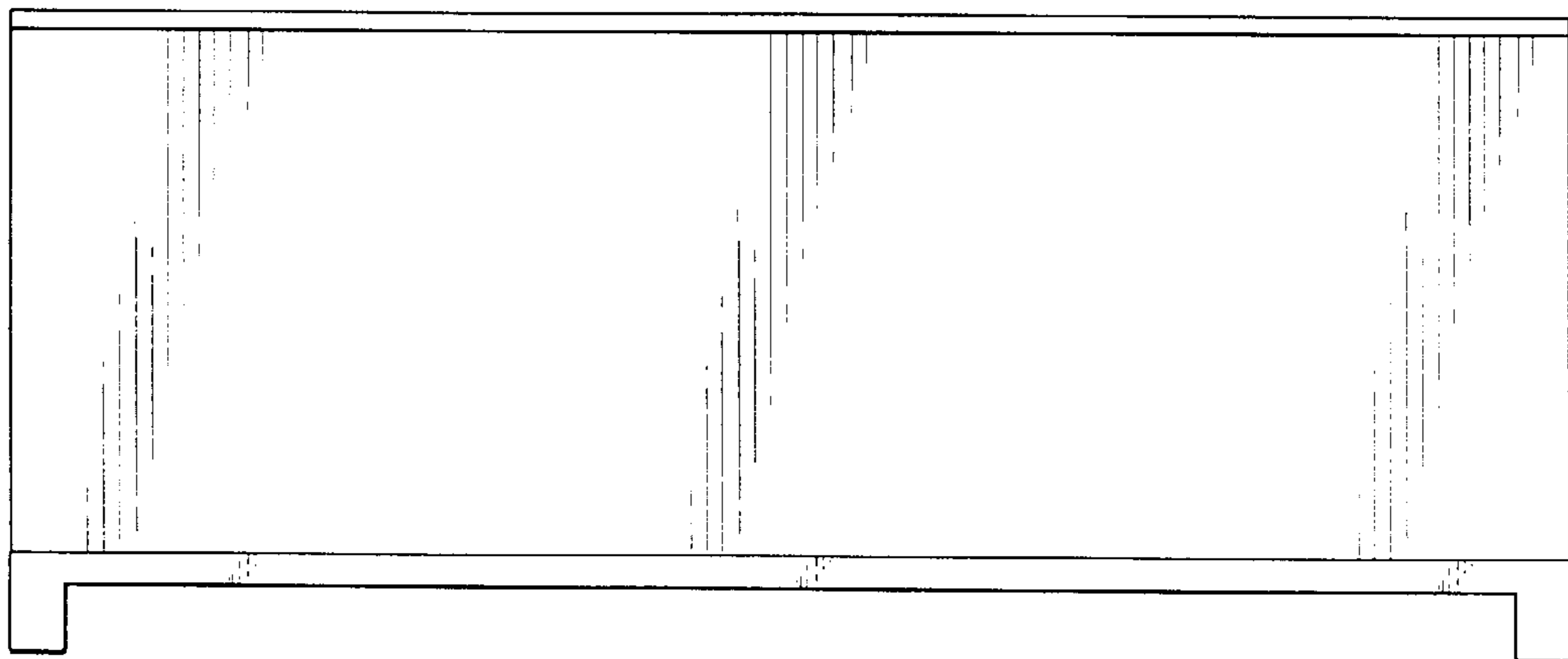


FIG - 3




FIG - 4





FIG - 5



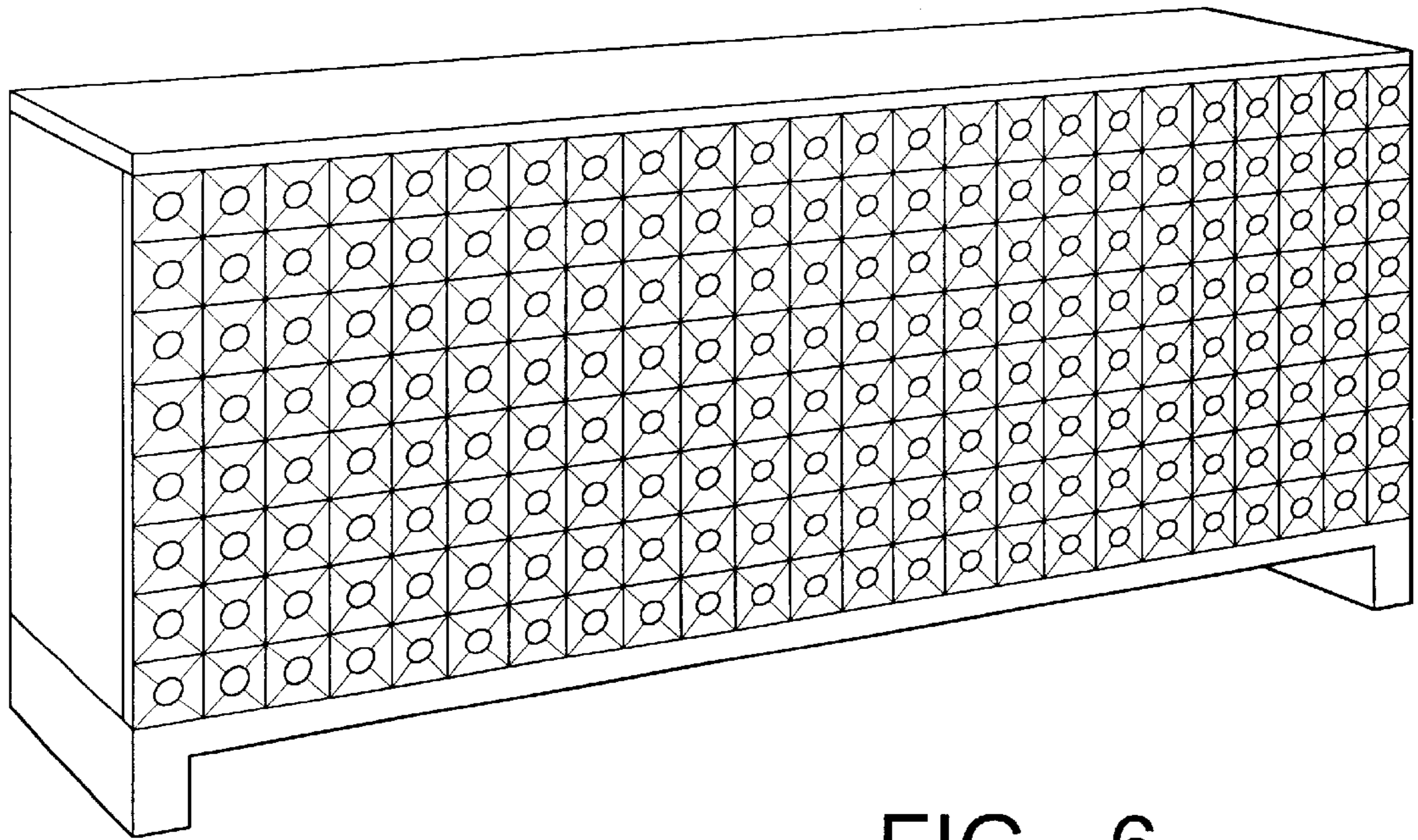


FIG - 6