



US00D455284S

(12) **United States Design Patent**
Vaaler

(10) **Patent No.:** **US D455,284 S**

(45) **Date of Patent:** **** Apr. 9, 2002**

(54) **BED**

D443,433 S * 6/2001 McDaniel et al. D6/393
D443,445 S * 6/2001 OaHare et al. D6/505

(75) **Inventor:** **Lawrence I. Vaaler, Lenoir, NC (US)**

* cited by examiner

(73) **Assignee:** **Bernhardt, L.L.C., Lenoir, NC (US)**

Primary Examiner—Janice E. Seeger

(**) **Term:** **14 Years**

(74) *Attorney, Agent, or Firm*—MacCord Mason PLLC

(21) **Appl. No.:** **29/139,723**

(57) **CLAIM**

(22) **Filed:** **Apr. 4, 2001**

The ornamental design for a bed, as shown and described.

(51) **LOC (7) Cl.** **06-01**

DESCRIPTION

(52) **U.S. Cl.** **D6/393**

FIG. 1 is a left front perspective view of a bed showing my new design;

(58) **Field of Search** D6/382-395, 505-508;
5/53.1, 279.1, 280, 281, 907, 121, 414

FIG. 2 is a front elevational view of the footboard thereof;
FIG. 3 is a front elevational view of the headboard thereof;
FIG. 4 is a side elevational view, the opposite side being a mirror image thereof; and,


(56) **References Cited**

U.S. PATENT DOCUMENTS

FIG. 5 is a perspective view of the inside of the footboard.
The broken lines showing the bed rails are for illustrative purposes only and forms no part of the claimed design.

D372,809 S * 8/1996 Keller D6/389
D421,855 S * 3/2000 McDaniel et al. D6/393
D422,167 S * 4/2000 Vaaler D6/495
D435,357 S * 12/2000 Craig D6/389

1 Claim, 5 Drawing Sheets






FIG. 1.




FIG. 2.

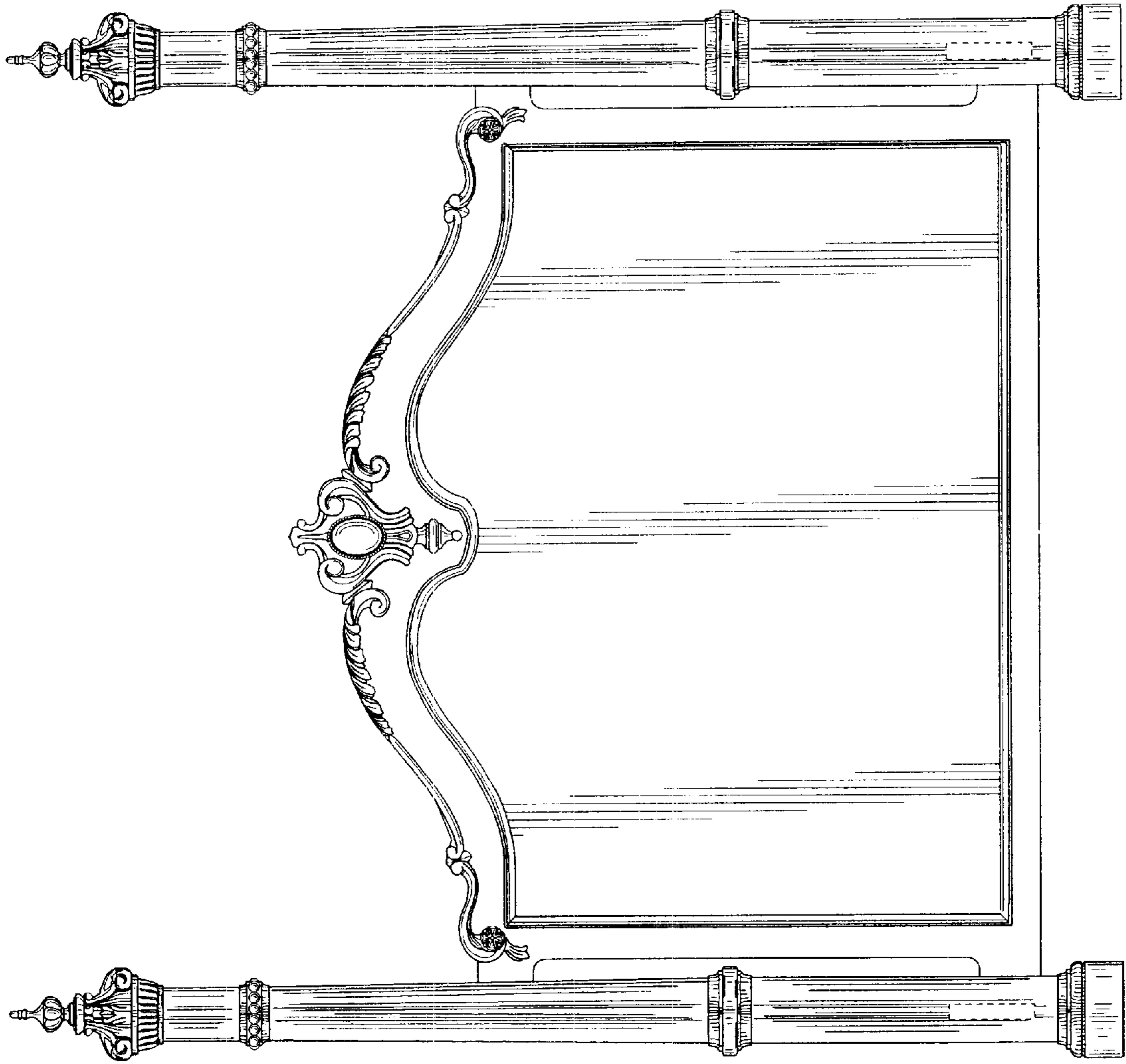



FIG. 3.



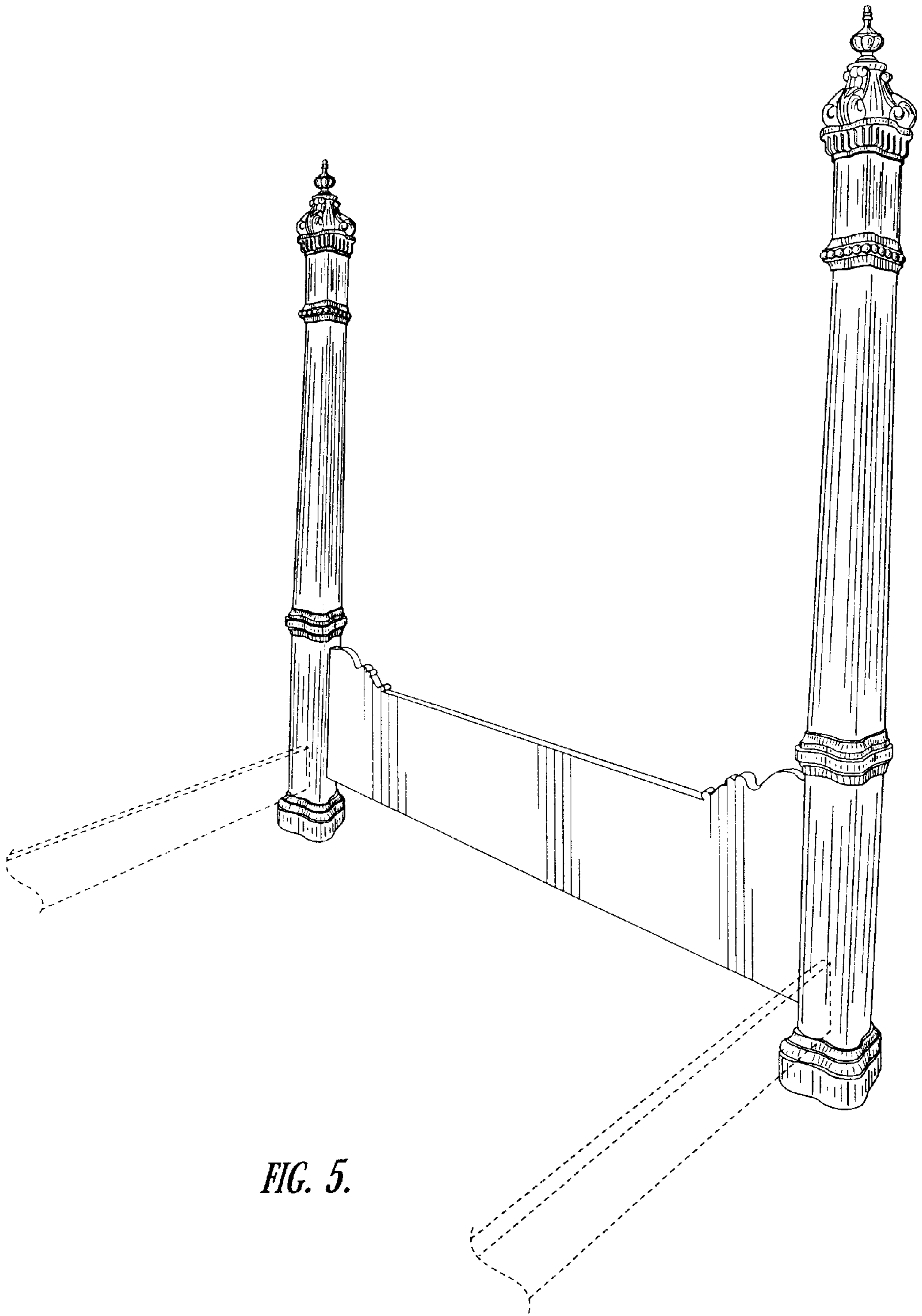


FIG. 5.