



US00D455276S

(12) **United States Design Patent**  
**Hutton**

(10) **Patent No.:** **US D455,276 S**

(45) **Date of Patent:** **\*\* Apr. 9, 2002**

(54) **CHAIR**

(76) Inventor: **John Hutton**, 36 DeForest Ave., West Islip, NY (US) 11795

(\*\*) Term: **14 Years**

(21) Appl. No.: **29/143,100**

(22) Filed: **Jun. 6, 2001**

(51) **LOC (7) Cl.** ..... **06-01**

(52) **U.S. Cl.** ..... **D6/334**

(58) **Field of Search** ..... D6/334, 335, 369,  
D6/371, 373, 500, 501, 502; 297/445.1,  
446.1

(56) **References Cited**

**U.S. PATENT DOCUMENTS**

D63,078 S	*	10/1923	Gunlocke et al.	.....	D6/369
D236,304 S	*	8/1975	Fisher	.....	D6/334
D359,856 S	*	7/1995	Hutton	.....	D6/334
D379,269 S	*	5/1997	Hutton	.....	D6/334
D400,015 S	*	10/1998	Hutton	.....	D6/334
D423,244 S	*	4/2000	Hutton	.....	D6/334 X
D431,117 S	*	9/2000	Hutton	.....	D6/334
D431,118 S	*	9/2000	Hutton	.....	D6/334
D431,119 S	*	9/2000	Hutton	.....	D6/334 X
D442,787 S	*	5/2001	Hutton	.....	D6/334

D446,395 S \* 8/2001 Hutton ..... D6/334

\* cited by examiner

*Primary Examiner*—Gary D. Watson

(74) *Attorney, Agent, or Firm*—Darby & Darby



(57) **CLAIM**

The ornamental design for a chair, as shown and described.

**DESCRIPTION**

FIG. 1 is a perspective view of a first embodiment of a chair showing my new design;  
 FIG. 2 is a left side elevational view, the right side being a mirror image thereof;  
 FIG. 3 is a rear elevational view;  
 FIG. 4 is a front elevational view;  
 FIG. 5 is a top plan view;  
 FIG. 6 is a bottom plan view;  
 FIG. 7 is a perspective view of a second embodiment of a chair showing my new design;  
 FIG. 8 is a left side elevational view, the right side being a mirror image thereof;  
 FIG. 9 is a rear elevational view;  
 FIG. 10 is a front elevational view;  
 FIG. 11 is a top plan view; and,  
 FIG. 12 is a bottom plan view.

**1 Claim, 6 Drawing Sheets**






FIG. 1




FIG. 2

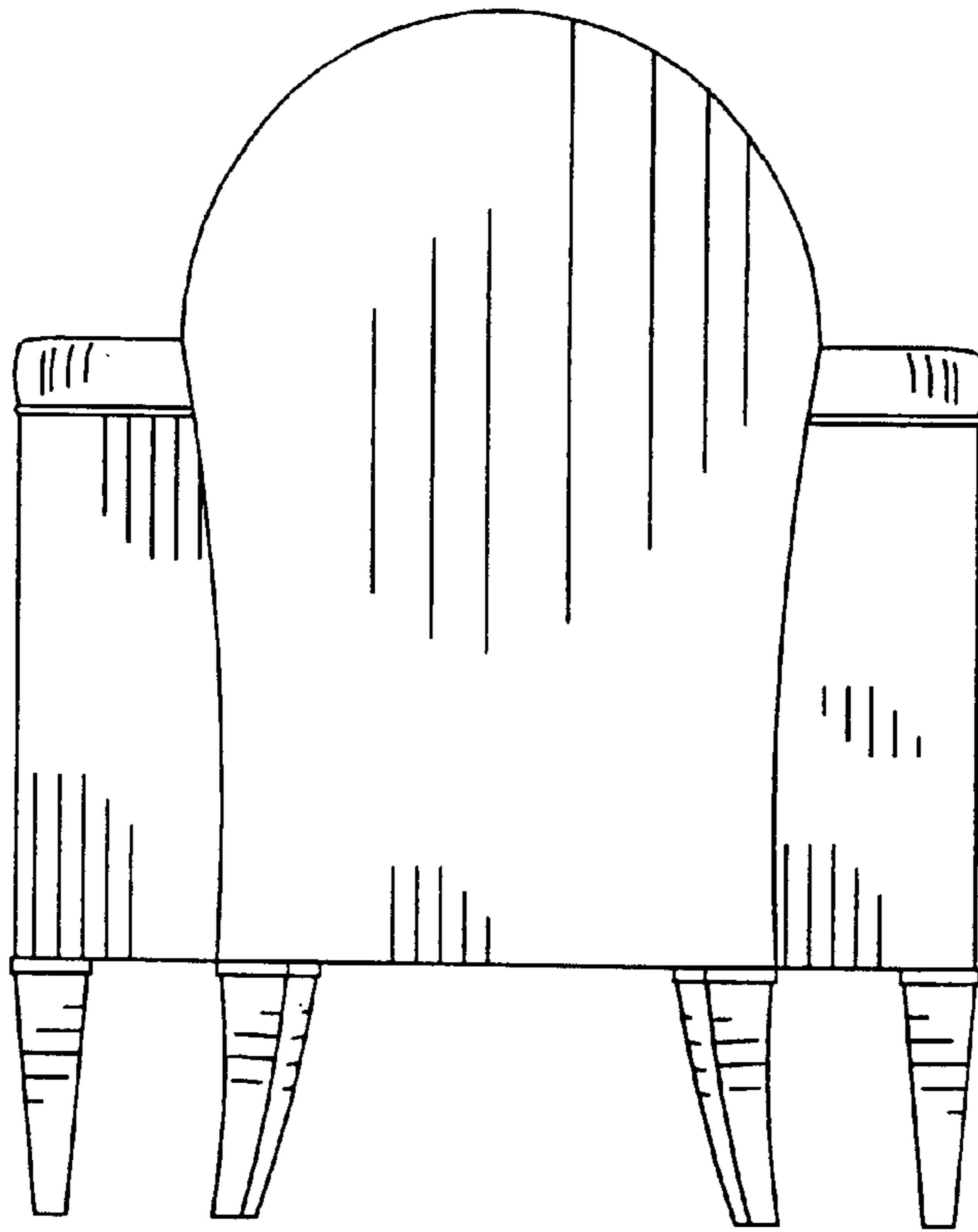


FIG. 3




FIG. 4




FIG. 5

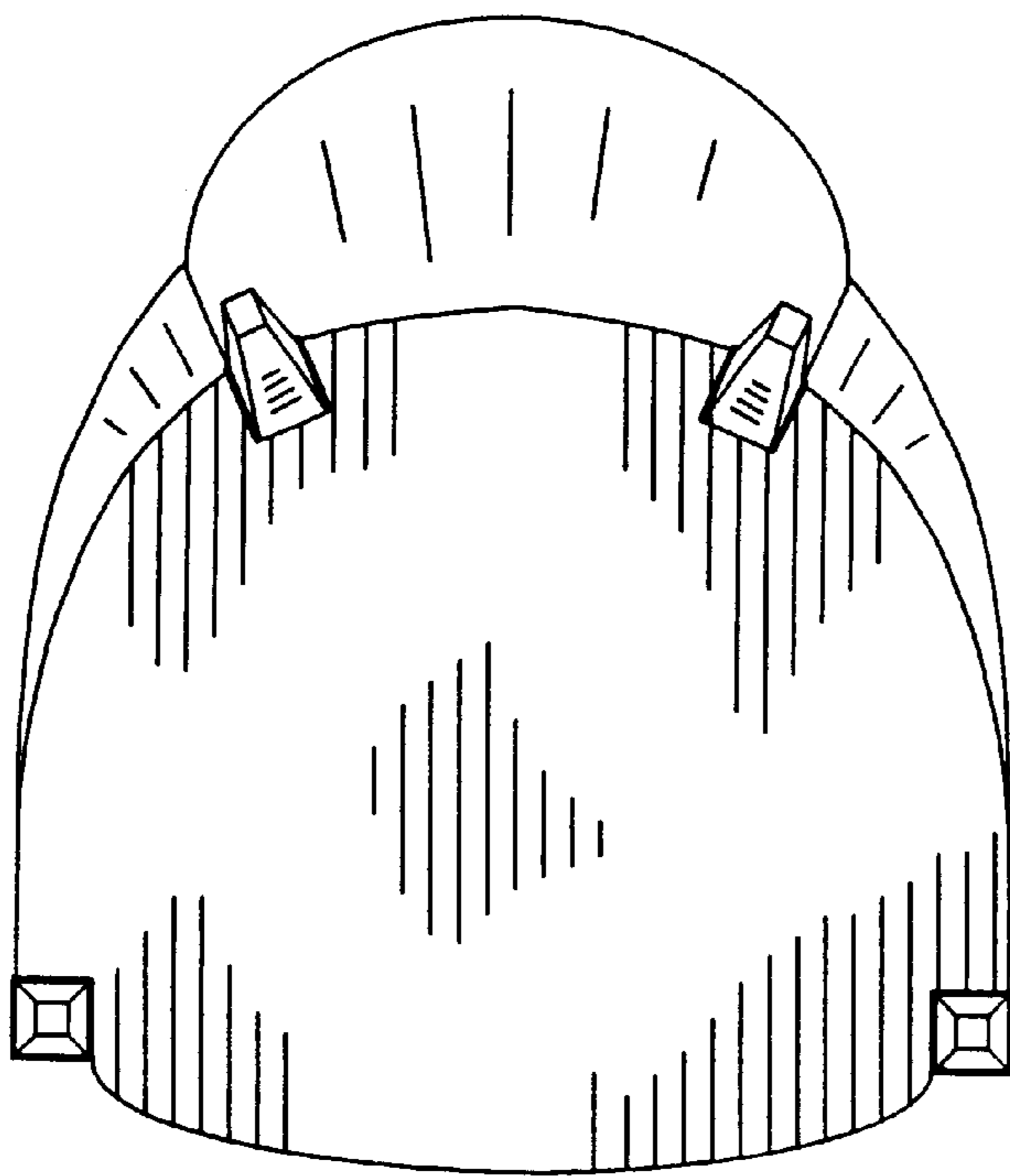


FIG. 6




FIG. 7

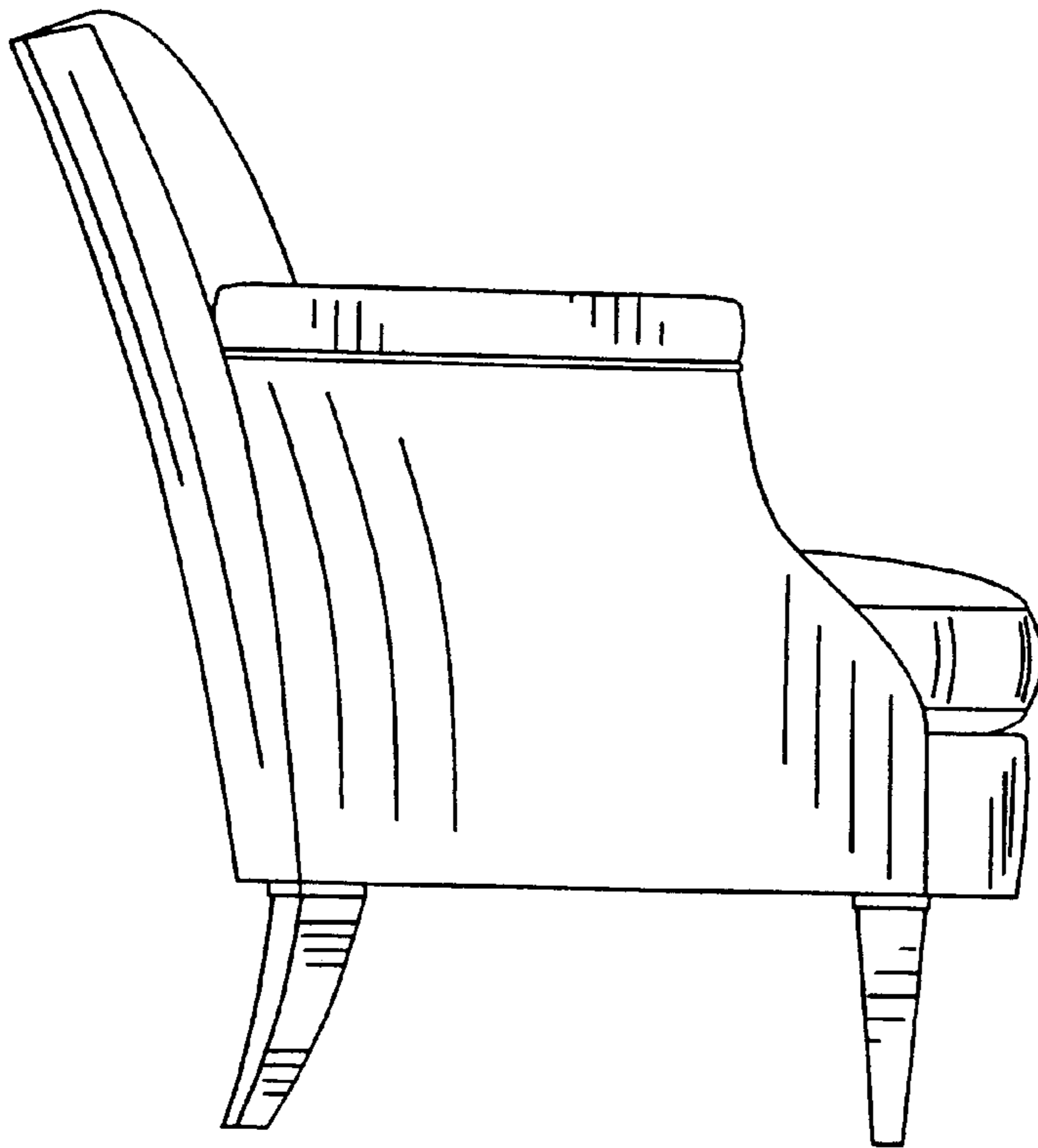


FIG. 8

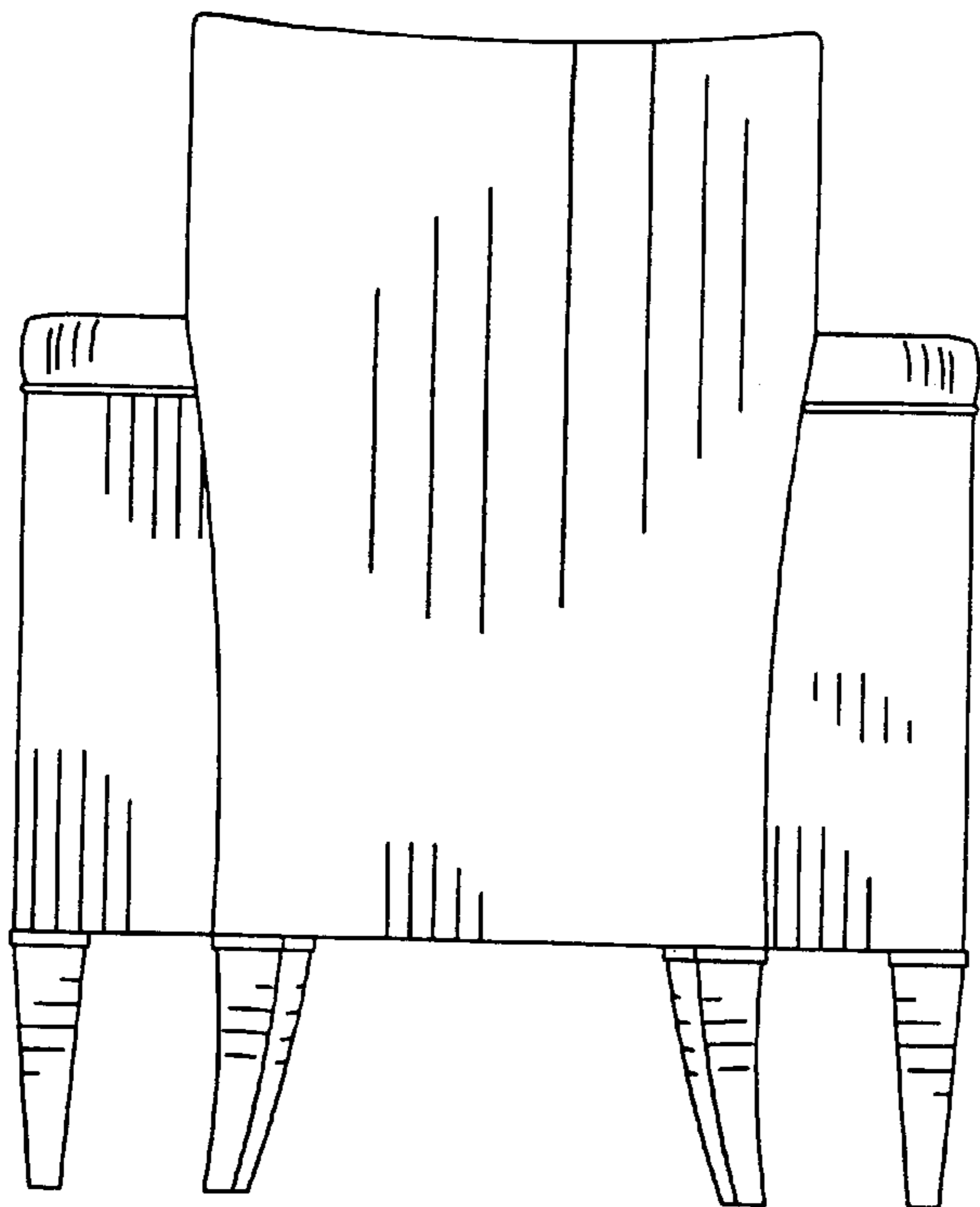


FIG. 9

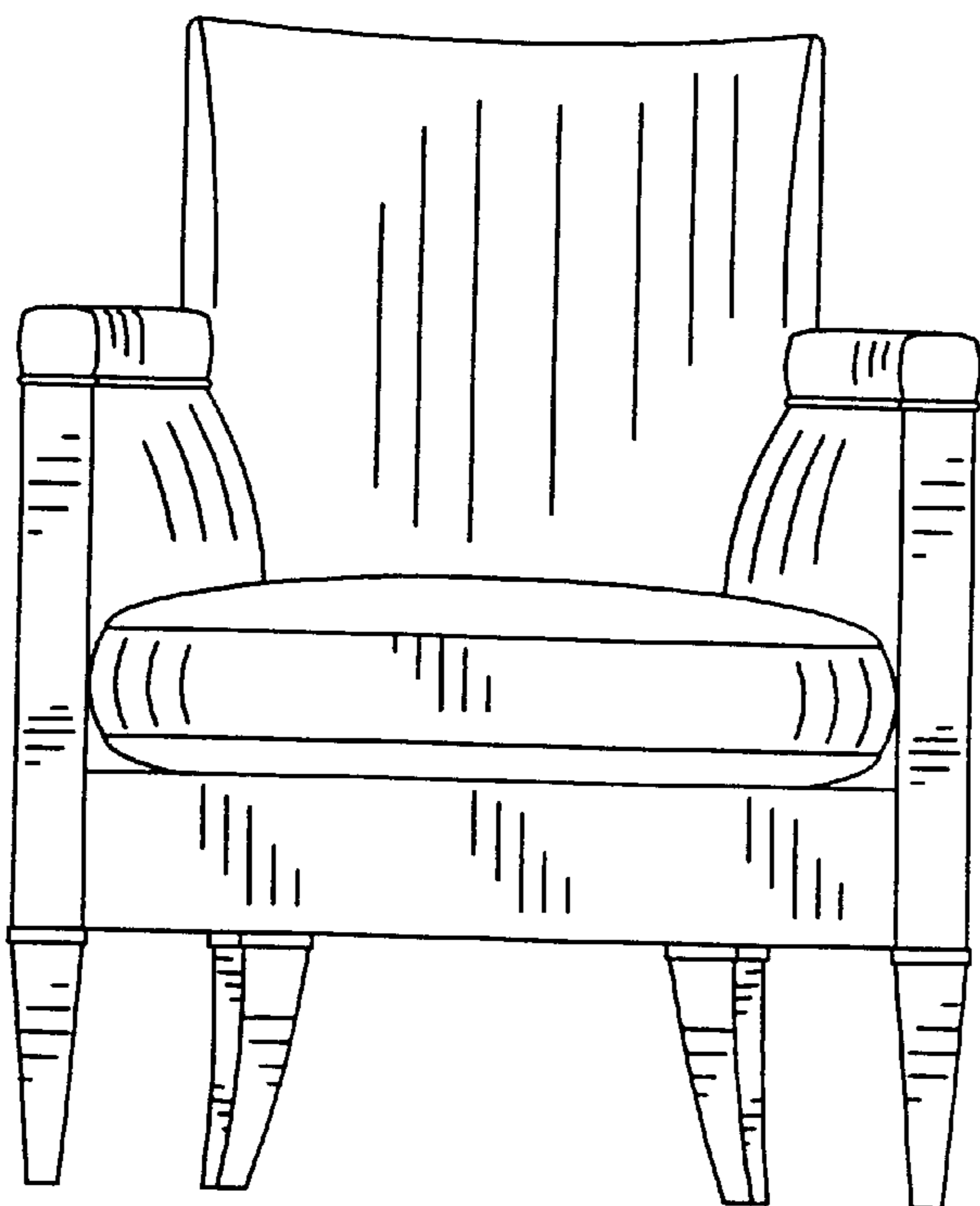


FIG. 10




FIG. 11

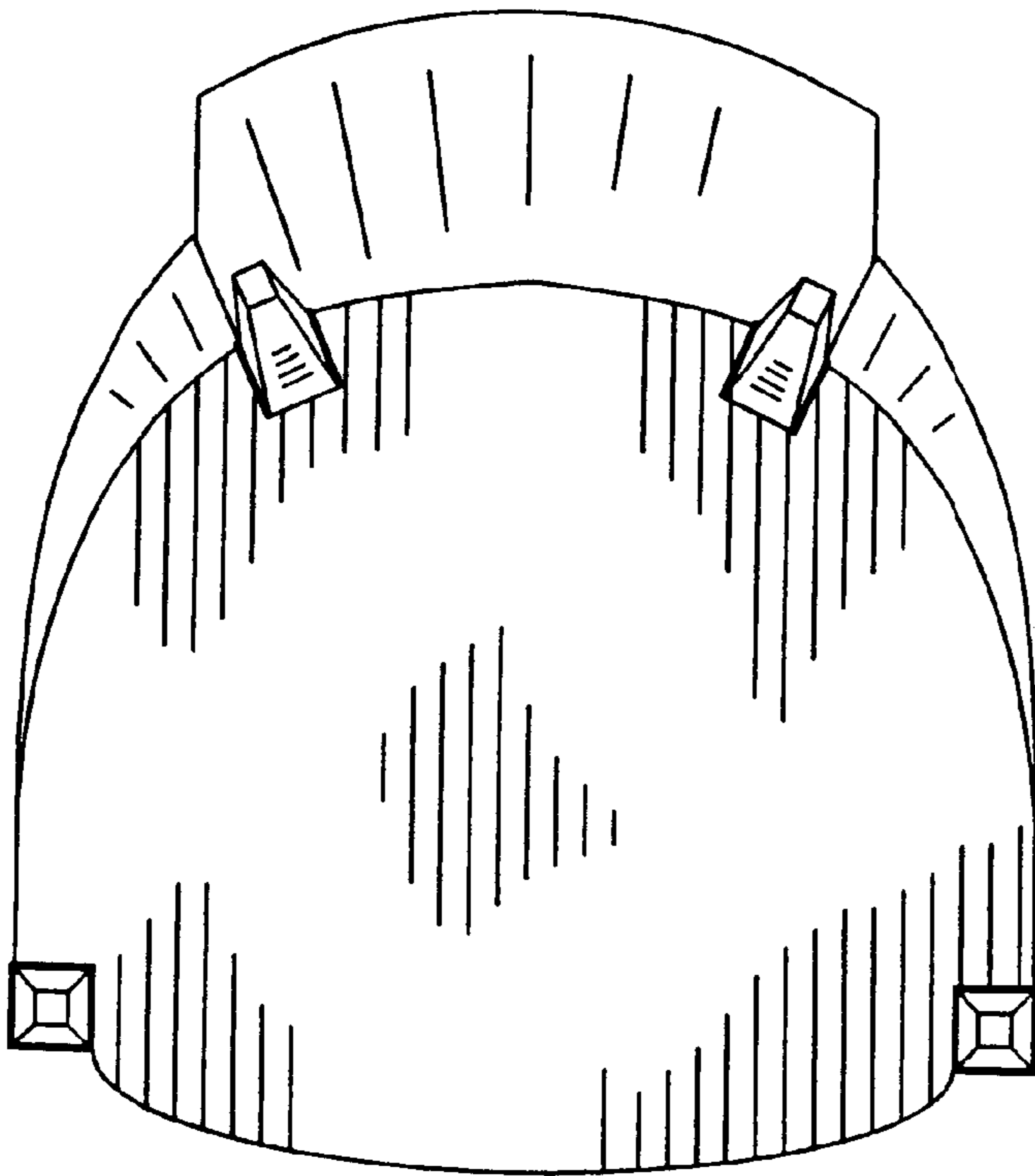


FIG. 12