



US00D455274S

(12) **United States Design Patent**
O'Hare et al.

(10) **Patent No.:** **US D455,274 S**

(45) **Date of Patent:** **** Apr. 9, 2002**

(54) **FRAME**

(75) **Inventors:** **Timothy Michael O'Hare**, Greensboro;
Shawn Christopher Stanton, High
Point, both of NC (US)

(73) **Assignee:** **Bernhardt, L.L.C.**, Lenoir, NC (US)

(**) **Term:** **14 Years**

(21) **Appl. No.:** **29/139,596**

(22) **Filed:** **Apr. 3, 2001**

(51) **LOC (7) Cl.** **06-07**

(52) **U.S. Cl.** **D6/300**

(58) **Field of Search** D6/300-314; 40/700,
40/711, 721, 722, 735, 745, 747, 765, 780,
790, 798; 359/838

(56) **References Cited**

U.S. PATENT DOCUMENTS

D37,219 S * 11/1904 Benza D6/300

D38,780 S * 9/1907 Beach D6/300

D39,640 S * 10/1908 Eustis D6/300

D416,690 S * 11/1999 Zaidman D6/300

* cited by examiner

Primary Examiner—Janice E. Seeger

(74) *Attorney, Agent, or Firm*—MacCord Mason PLLC

(57) **CLAIM**

The ornamental design for a frame, as shown and described.

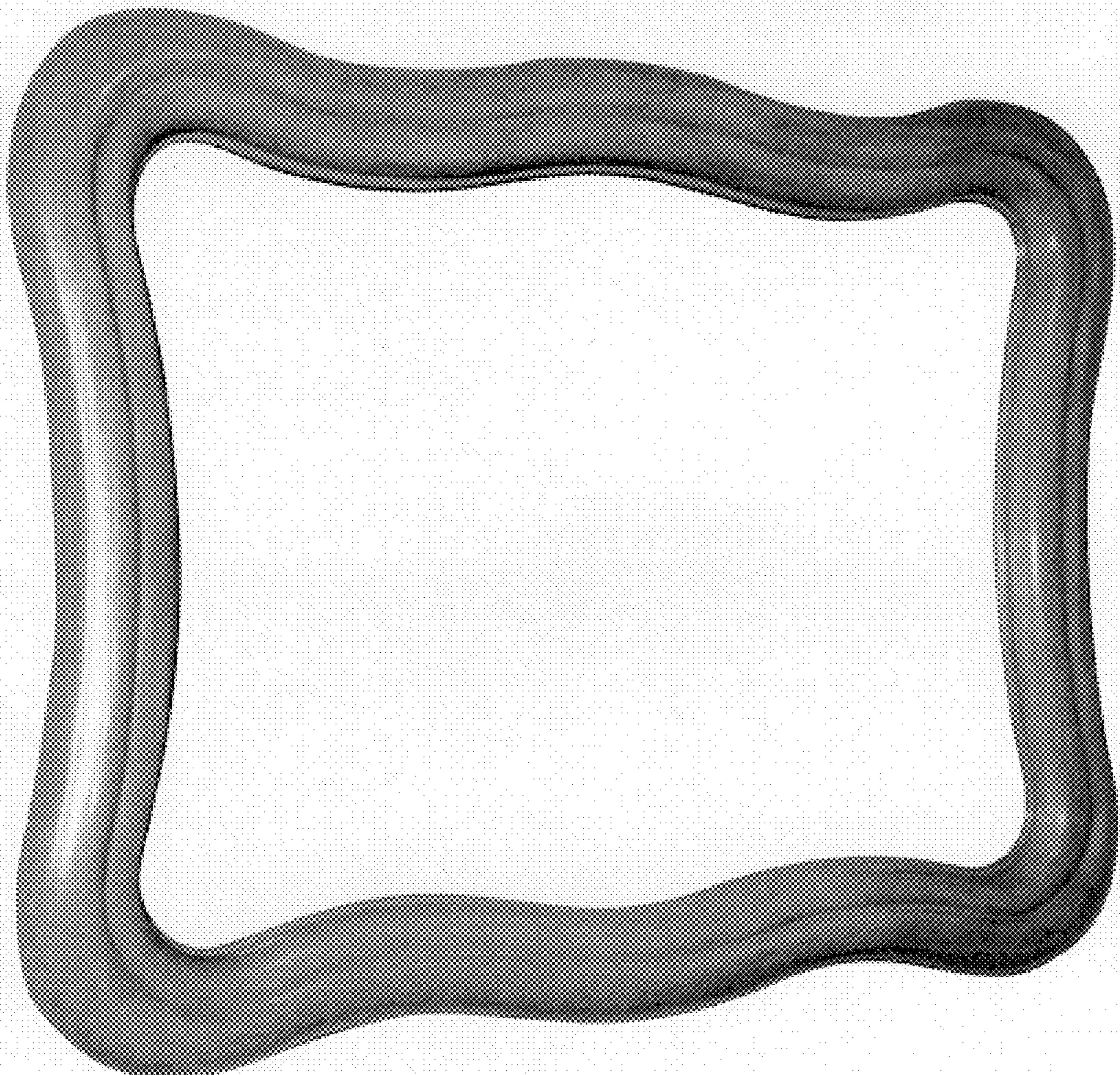
DESCRIPTION

FIG. 1 is a left front perspective view of a frame showing my new design;

FIG. 2 is a front view thereof; and,

FIG. 3 is a side view, the opposite side being a mirror image thereof.

1 Claim, 3 Drawing Sheets



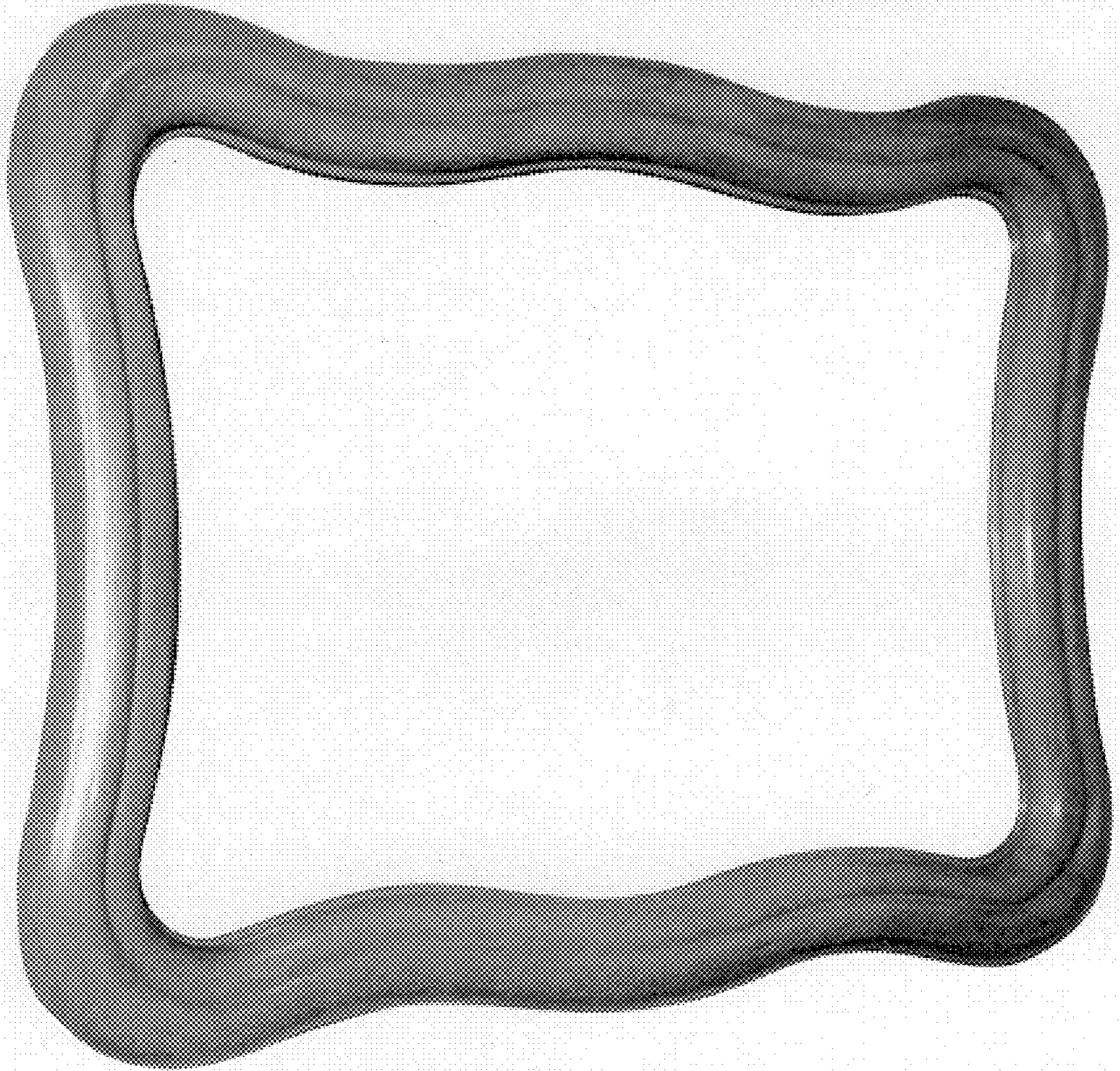


FIG. 1




FIG. 2




FIG. 3