



US00D455272S

(12) **United States Design Patent**  
**Zemel**

(10) **Patent No.:** **US D455,272 S**

(45) **Date of Patent:** **\*\* Apr. 9, 2002**

(54) **GRILL BRUSH**

(75) Inventor: **Marc Zemel**, Old Bethpage, NY (US)

(73) Assignee: **Mr. Bar-B-Q-, Inc.**, Old Bethpage, NY (US)

(\*\*) Term: **14 Years**

(21) Appl. No.: **29/136,303**

(22) Filed: **Jan. 30, 2001**

(51) **LOC (7) Cl.** ..... **04-01**

(52) **U.S. Cl.** ..... **D4/132**

(58) **Field of Search** ..... D4/118, 127, 132,  
D4/134, 138; D28/63; D32/42, 49; 15/111,  
143.1, 159.1, 160, 186, 187; 16/110.1,  
430

(56) **References Cited**

**U.S. PATENT DOCUMENTS**

- D176,304 S \* 12/1955 Bennett
- D231,284 S \* 4/1974 Lindbo
- D249,599 S \* 9/1978 Whitaker ..... D4/118
- D304,630 S \* 11/1989 Jones et al.
- D320,889 S \* 10/1991 Berti

- D344,634 S \* 3/1994 Berti
- D392,104 S \* 3/1998 Berti
- D422,792 S \* 4/2000 Liu ..... D4/118
- D428,667 S \* 7/2000 Christian et al ..... D28/63 X

\* cited by examiner

*Primary Examiner*—Alan P. Douglas

*Assistant Examiner*—Lavone Tabor

(74) *Attorney, Agent, or Firm*—Natter & Natter

(57) **CLAIM**

The ornamental design for a grill brush, as shown and described.

**DESCRIPTION**

FIG. 1 is a front elevational view of a grill brush showing my new design;

FIG. 2 is a rear elevational view thereof;

FIG. 3 is a left side view thereof;

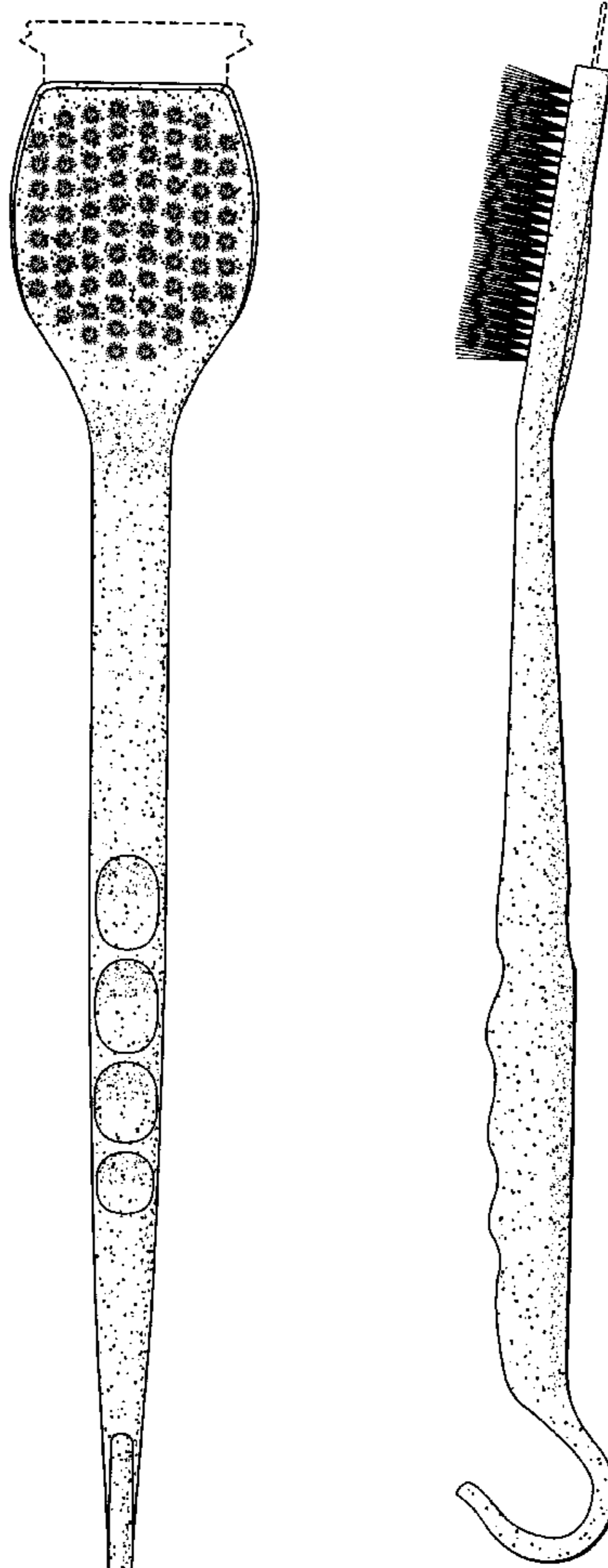
FIG. 4 is a top view thereof;

FIG. 5 is a bottom view thereof; and,

FIG. 6 is a perspective view thereof.

The side not illustrated is a mirror image of the side illustrated in FIG. 3 and the scraper blade illustrated in dashed lines does not form part of the claimed design.

**1 Claim, 3 Drawing Sheets**



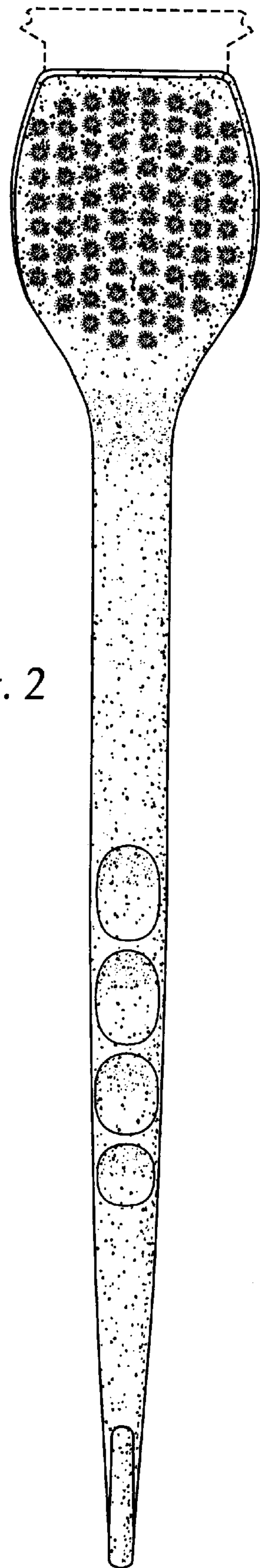
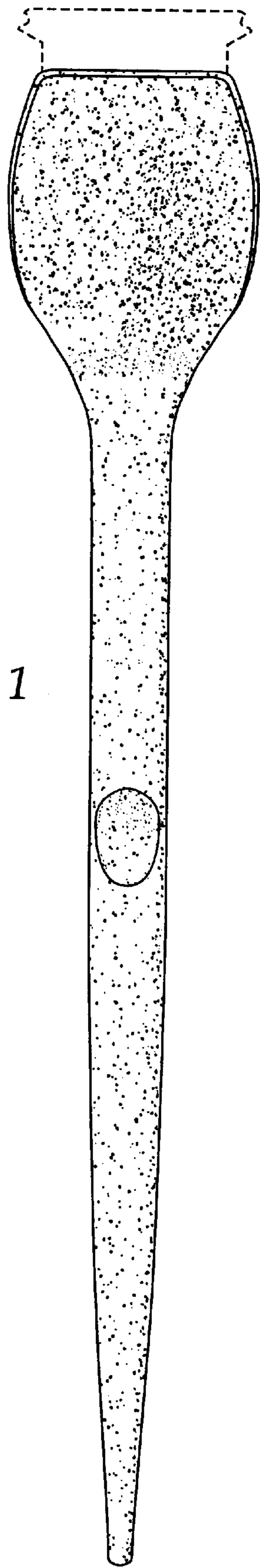


Fig. 3

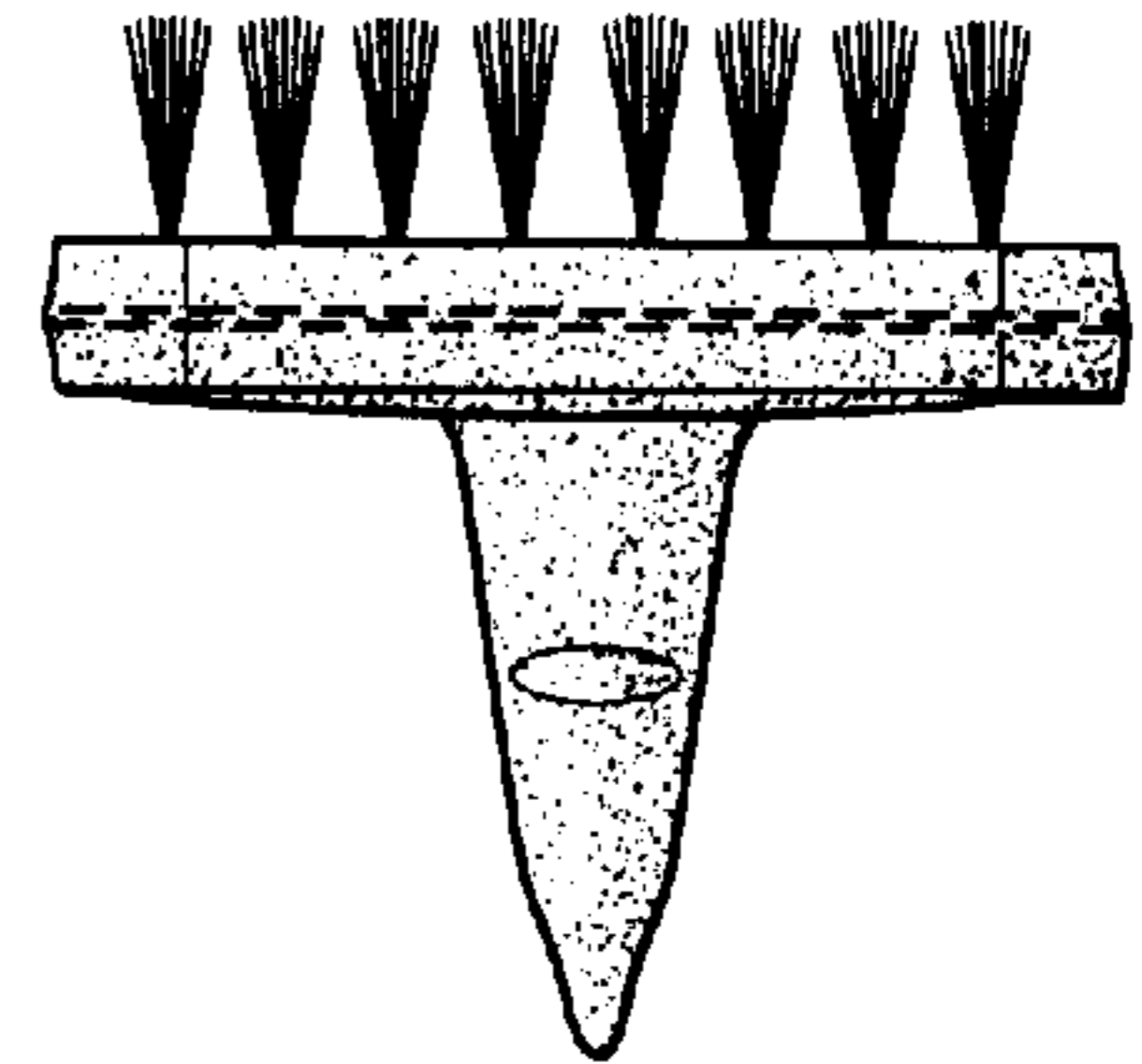
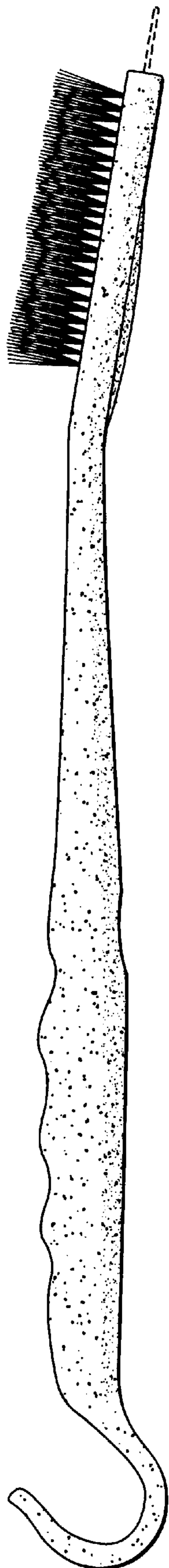


Fig. 4

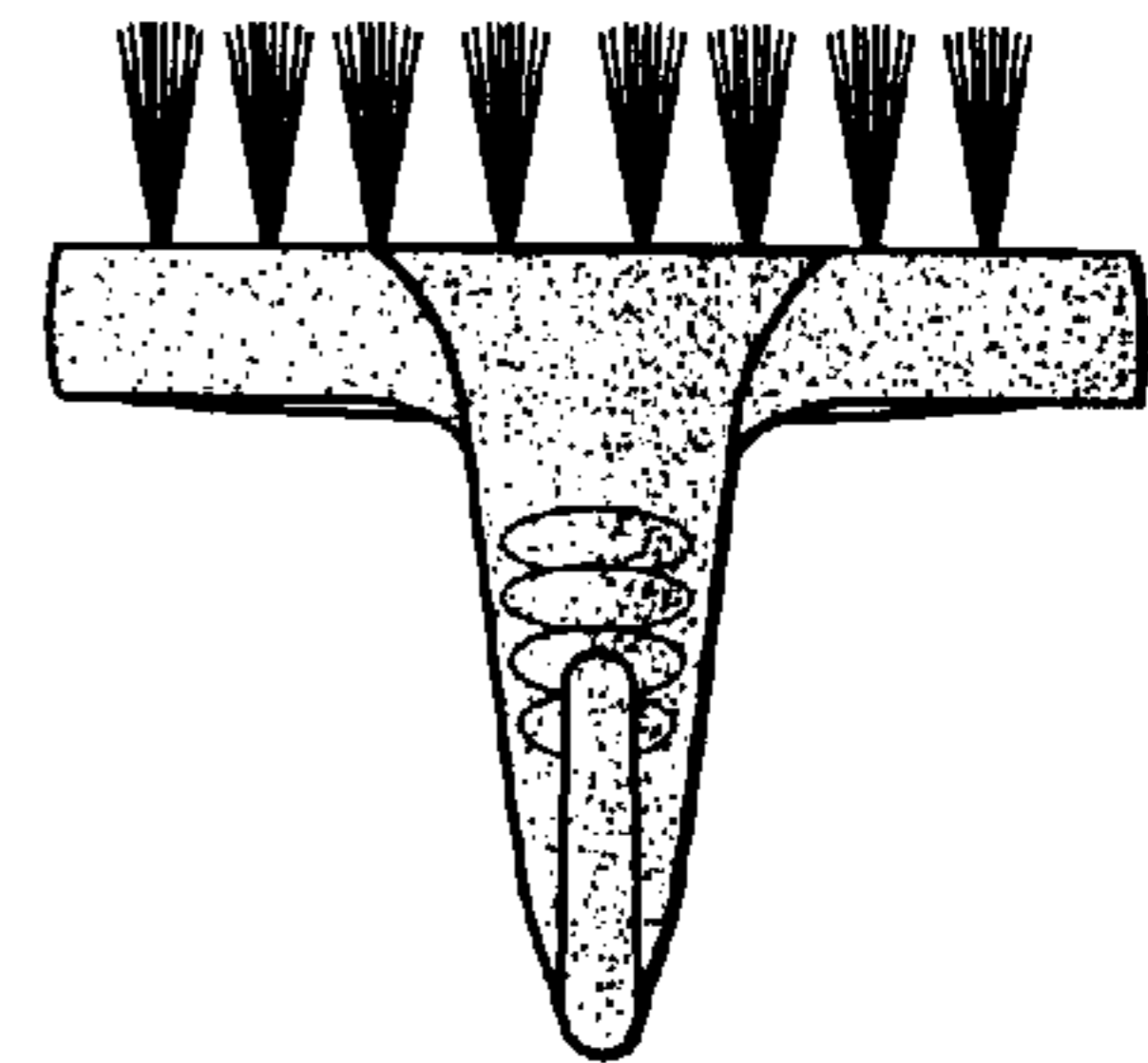
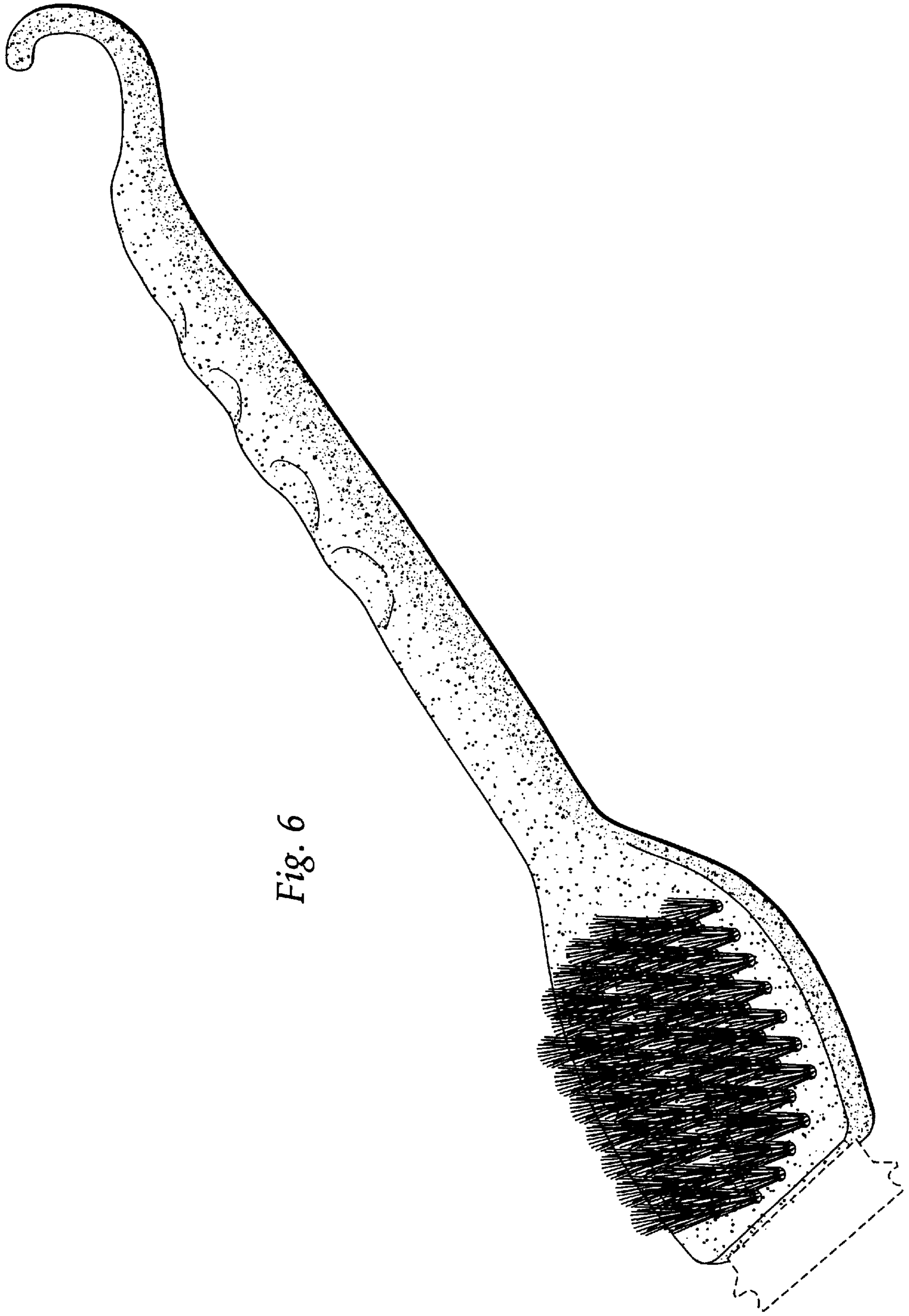


Fig. 5



*Fig. 6*