



US00D455261S

(12) **United States Design Patent**
Browne

(10) **Patent No.:** **US D455,261 S**

(45) **Date of Patent:** **** Apr. 9, 2002**

(54) **EYEGLASS CASE**

(76) **Inventor:** **Harry Browne**, 240 Rte. 206, Box 423,
Flanders, NJ (US) 07836

(**) **Term:** **14 Years**

(21) **Appl. No.:** **29/141,376**

(22) **Filed:** **May 4, 2001**

(51) **LOC (7) Cl.** **03-01**

(52) **U.S. Cl.** **D3/265; D3/263**

(58) **Field of Search** **D3/201, 219, 263,**
D3/264, 265, 266; 206/5, 5.1, 6

(56) **References Cited**

U.S. PATENT DOCUMENTS

3,880,278	A	*	4/1975	Brown	206/5.1
4,905,819	A	*	3/1990	Clements et al.	206/5.1
D379,714	S	*	6/1997	Cerny et al.	D3/264
D396,747	S	*	8/1998	Cheung	D3/265
D400,009	S	*	10/1998	Conway	D3/265
5,878,873	A	*	3/1999	Clark	206/6
D425,299	S	*	5/2000	Charbonneau	D3/265
D436,725	S	*	1/2001	Rogers	D3/265
6,170,651	B1	*	1/2001	Taormina	206/5

D439,738	S	*	4/2001	McCormack	D3/265
D446,389	S	*	8/2001	Zhou	D3/265

* cited by examiner

Primary Examiner—Celia Murphy

(74) *Attorney, Agent, or Firm*—Stein & Stein; Steven B. Stein

(57) **CLAIM**

I claim the ornamental design for an eyeglass case, as shown and described.

DESCRIPTION

FIG. 1 is a perspective view of an eyeglass case showing my new design;
 FIG. 2 is a front elevational view thereof;
 FIG. 3 is a right side elevational view thereof, the left side being a mirror image;
 FIG. 4 is a rear elevational view thereof;
 FIG. 5 is a top plan view thereof;
 FIG. 6 is a bottom plan view thereof; and,
 FIG. 7 is a perspective view thereof, showing the lid in an open position.

1 Claim, 2 Drawing Sheets

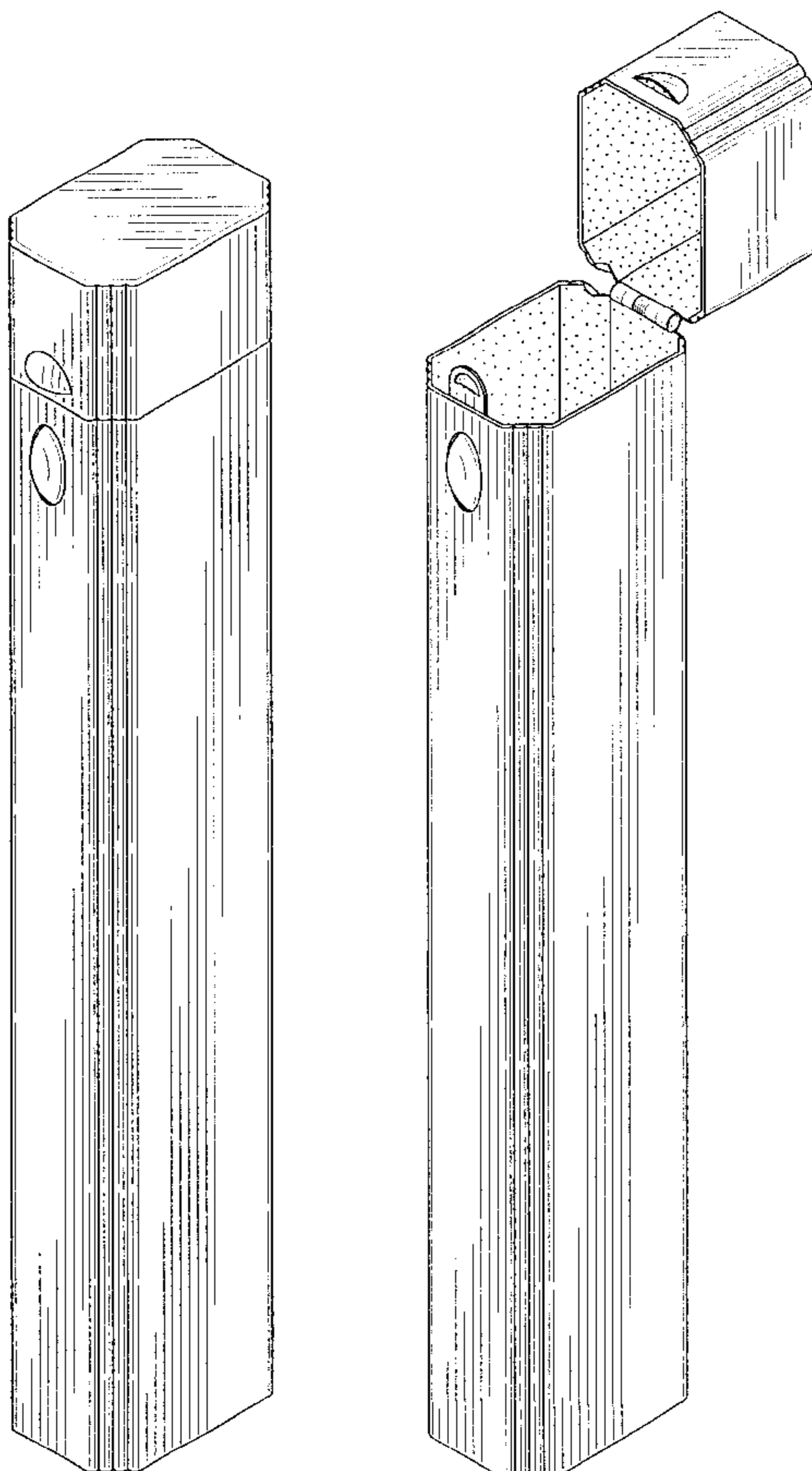


FIG. 1

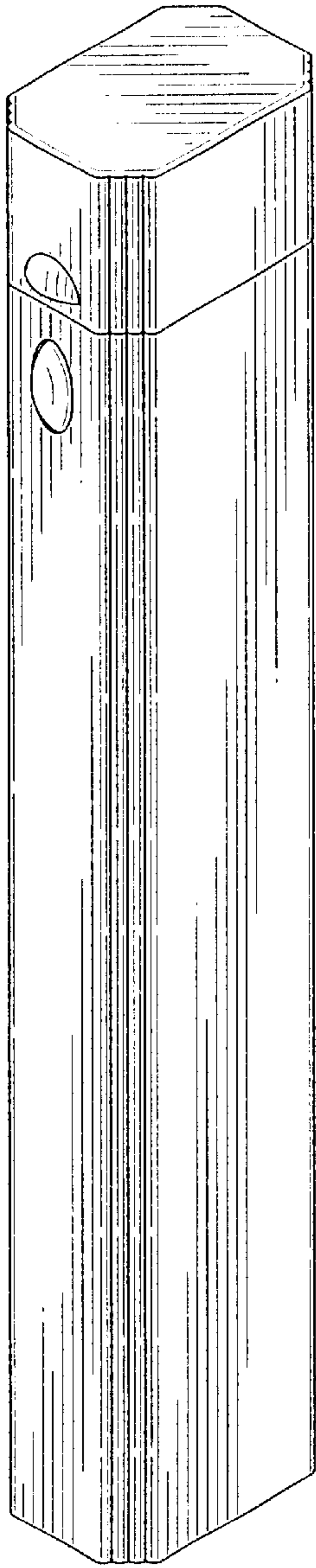


FIG. 2




FIG. 3




FIG. 4




FIG. 5



FIG. 6

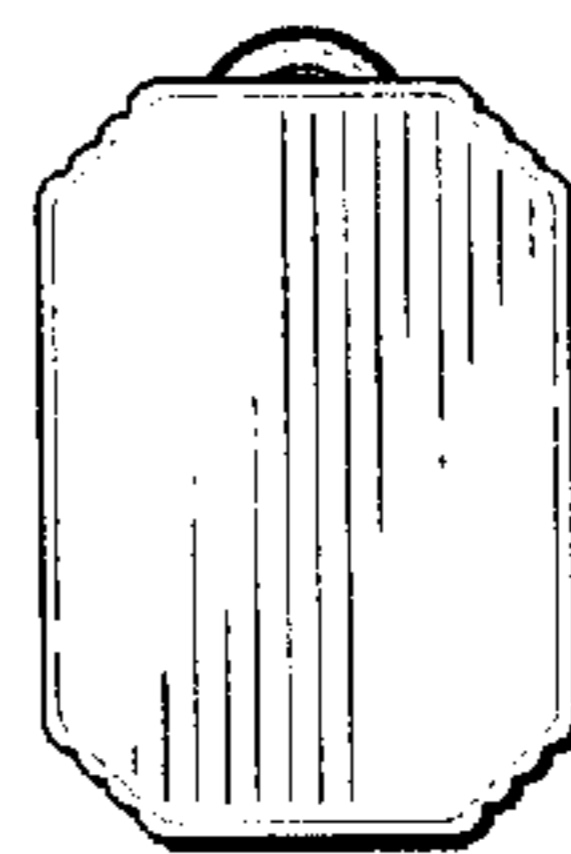


FIG. 7

