



US00D455258S

(12) **United States Design Patent**
Goserud

(10) **Patent No.:** **US D455,258 S**

(45) **Date of Patent:** **** Apr. 9, 2002**

(54) **PENDENTLY SUSPENDED HOLDER FOR DISPENSING A GOLF BALL**

(76) **Inventor:** **J. Thomas Goserud**, 3152 Woodridge Dr., Landisville, PA (US) 17538

(**) **Term:** **14 Years**

(21) **Appl. No.:** **29/138,759**

(22) **Filed:** **Mar. 21, 2001**

(51) **LOC (7) Cl.** **03-01**

(52) **U.S. Cl.** **D3/221**

(58) **Field of Search** D3/221, 215, 329, D3/326, 257, 224, 229; 224/919, 918, 933, 223, 667, 251; 294/151, 152, 148, 19.2; 206/315.9; 221/64

(56) **References Cited**

U.S. PATENT DOCUMENTS

1,778,225 A	10/1930	Morss	206/315.9
D255,063 S	* 5/1980	Houston	D3/221
D258,021 S	* 1/1981	Bonaventura	D3/221
D295,883 S	* 5/1988	Allen	D3/221
4,877,166 A	* 10/1989	Gelinas, Jr.	224/223
5,641,103 A	6/1997	Potik et al.	224/251
5,746,667 A	5/1998	Fraser et al.	473/393
5,765,647 A	6/1998	Hood	172/371

5,772,090 A	6/1998	Rodriguez	224/251
5,839,631 A	11/1998	Hebert et al.	224/251
5,899,511 A	5/1999	Dinatale	294/19.2
6,029,850 A	2/2000	Pate et al.	221/64
6,102,263 A	8/2000	Rosato et al.	224/196

* cited by examiner

Primary Examiner—Catherine R. Oliver

(74) *Attorney, Agent, or Firm*—Norman B. Rainer

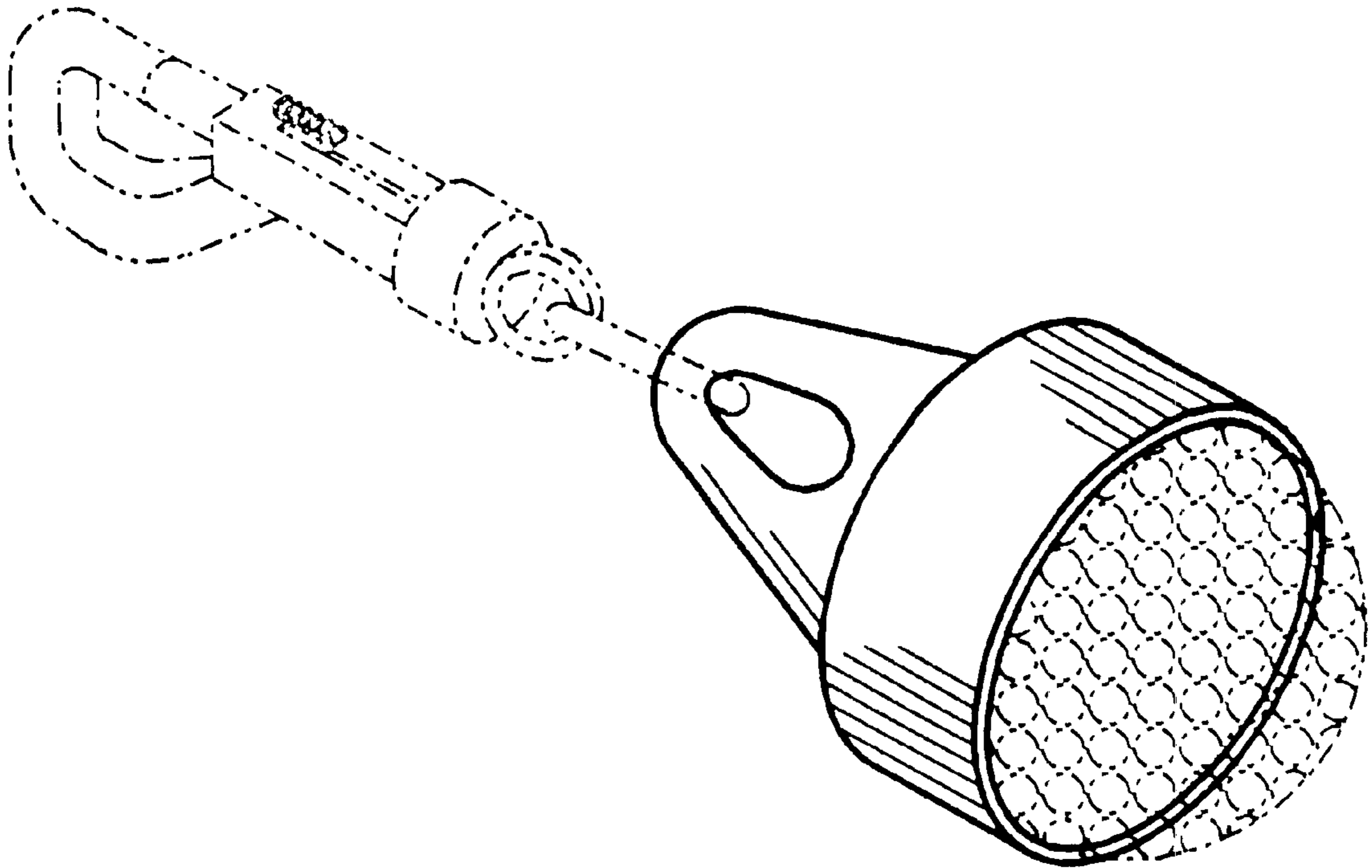
(57) **CLAIM**

The ornamental design for a pendently suspended holder for dispensing a golf ball, as shown and described.

DESCRIPTION

FIG. 1 is a perspective view of a pendently suspended holder for dispensing a golf ball showing my new design; FIG. 2 is a side view thereof, the unshown opposite side being of identical appearance; FIG. 3 is a front view thereof, the unshown rear view being of identical appearance; FIG. 4 is a top view thereof; and, FIG. 5 is a bottom view thereof. The broken line showing of a clip and golf ball is for illustrative purposes only and forms no part of the claimed design.

1 Claim, 1 Drawing Sheet



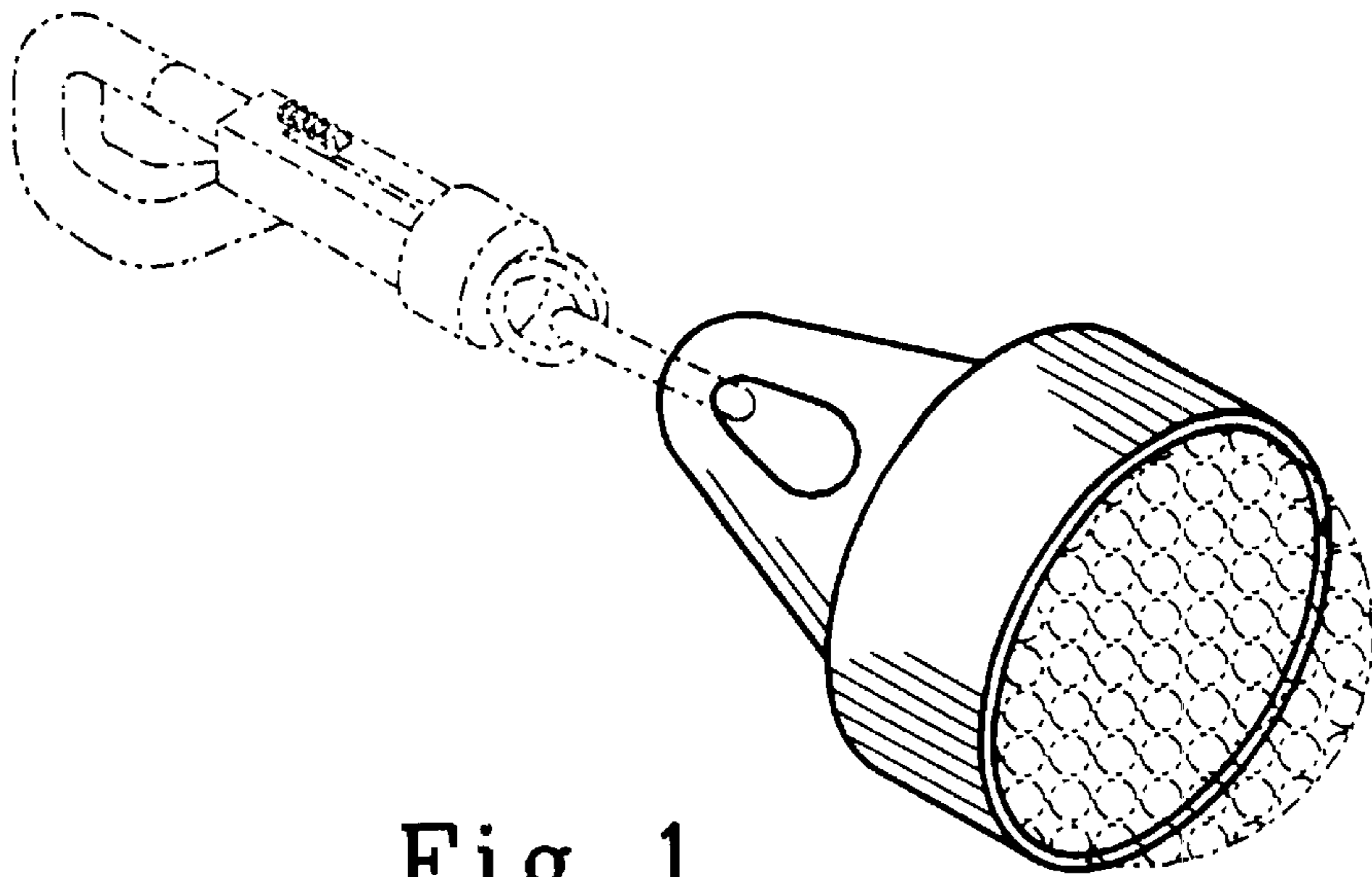


Fig. 1

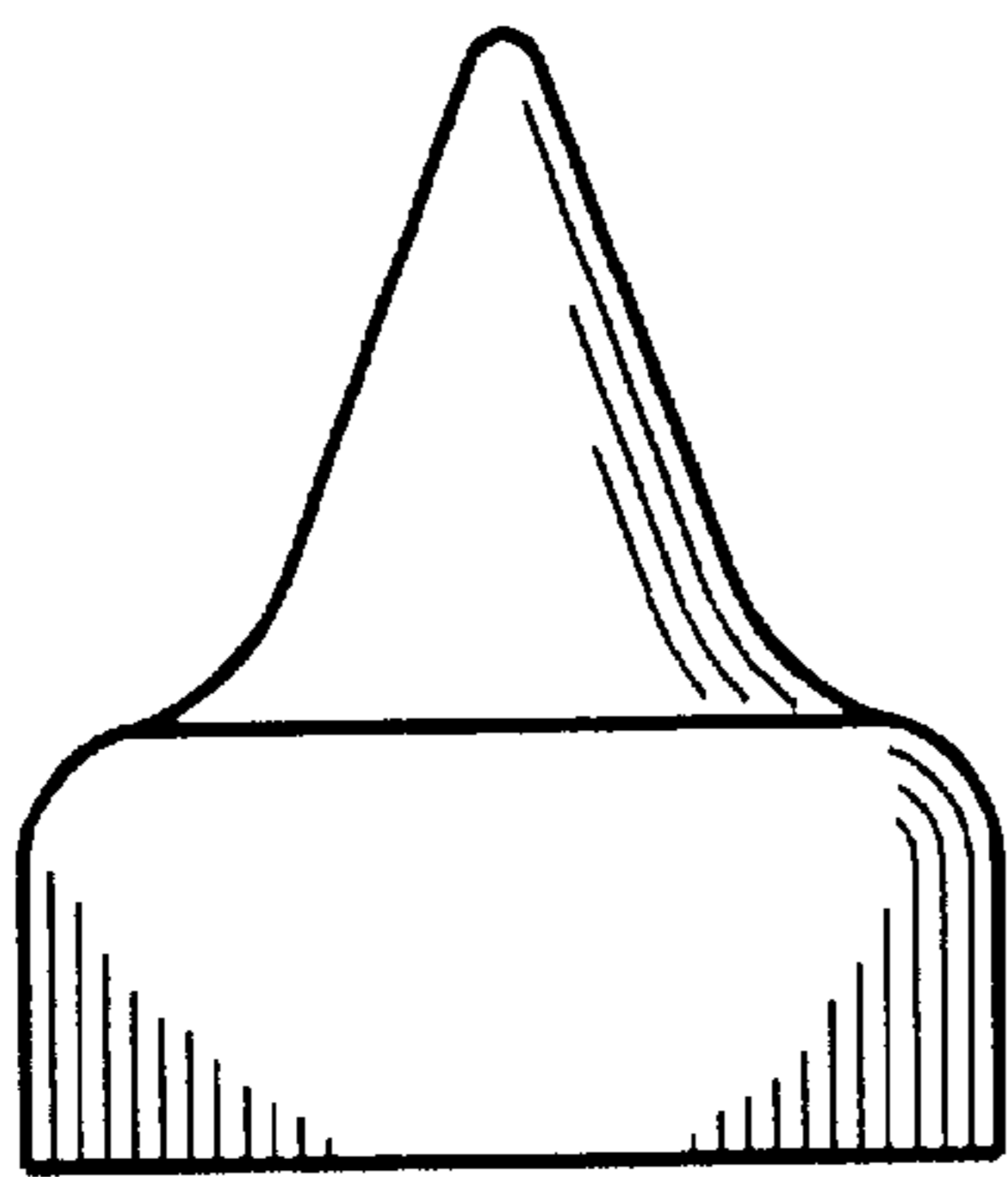


Fig. 2

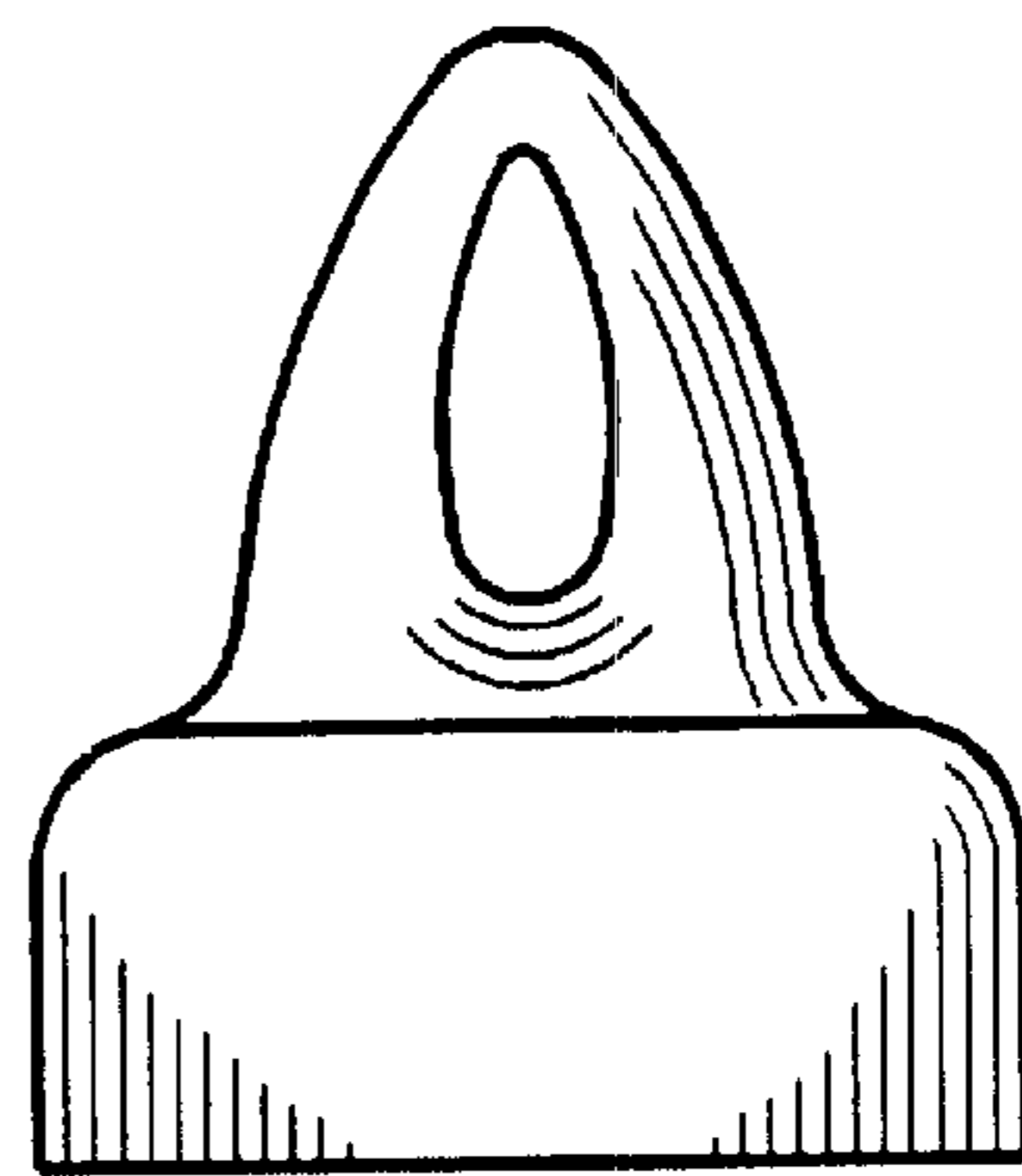


Fig. 3

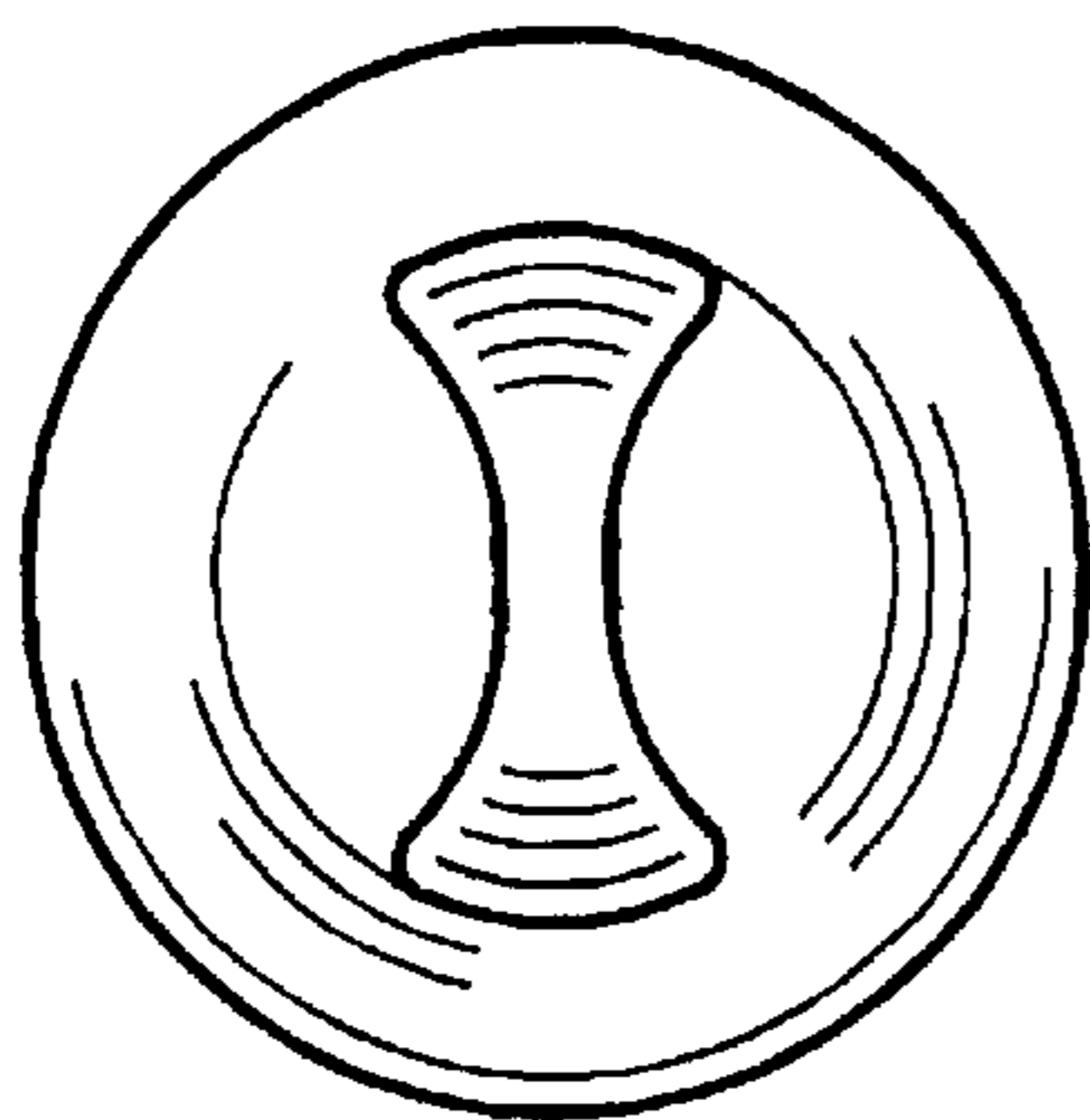


Fig. 4




Fig. 5