



US00D455251S

(12) **United States Design Patent**
Sakai

(10) **Patent No.:** **US D455,251 S**

(45) **Date of Patent:** **** Apr. 9, 2002**

(54) **FOOTWEAR UPPER PORTION**

D446,000 S * 8/2001 Price D2/907

(75) Inventor: **Kurtis Sakai**, Boulder, CO (US)

* cited by examiner

(73) Assignee: **Salomon S.A.**, Metz-Tessy (FR)

Primary Examiner—Louis S. Zarfes

(**) Term: **14 Years**

Assistant Examiner—Gregory Andoll

(21) Appl. No.: **29/141,306**

(74) *Attorney, Agent, or Firm*—Greenblum & Bernstein, P.L.C.

(22) Filed: **May 4, 2001**

(57) **CLAIM**

(51) **LOC (7) Cl.** **02-04**

I claim the ornamental design for a footwear upper portion, as shown and described.

(52) **U.S. Cl.** **D2/969**

DESCRIPTION

(58) **Field of Search** D2/896, 897, 902–905,
D2/907–912, 923, 924, 943, 944, 946, 947,
969–975; 36/83, 114, 115, 126–131, 136,
138, 45, 50.1

FIG. 1 is a perspective view, from the front and right side, of a footwear upper portion, showing my new design.

FIG. 2 is a right side view thereof;

FIG. 3 is a left side view thereof;

FIG. 4 is a top view thereof;

FIG. 5 is a front end view thereof; and,

FIG. 6 is a rear end view thereof.


(56) **References Cited**

U.S. PATENT DOCUMENTS

- D326,763 S * 6/1992 Holbrook D2/909
- D367,952 S * 3/1996 Shea D2/908
- D422,128 S * 4/2000 Adler D2/907
- D436,717 S * 1/2001 Schwartz D2/911

The broken line showing of the footwear lower portion in the figures is for illustrative purposes only and forms no part of the claimed design.

1 Claim, 3 Drawing Sheets






FIG. 1




FIG. 2




FIG. 3

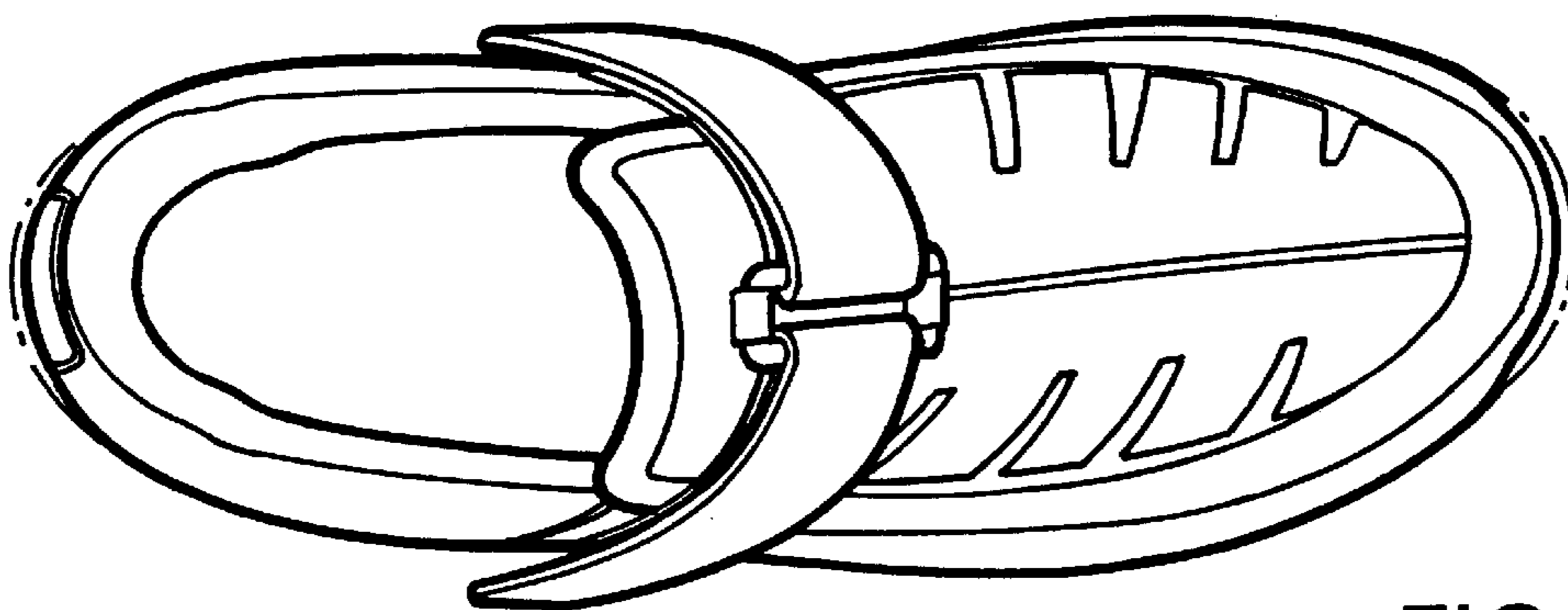


FIG. 4

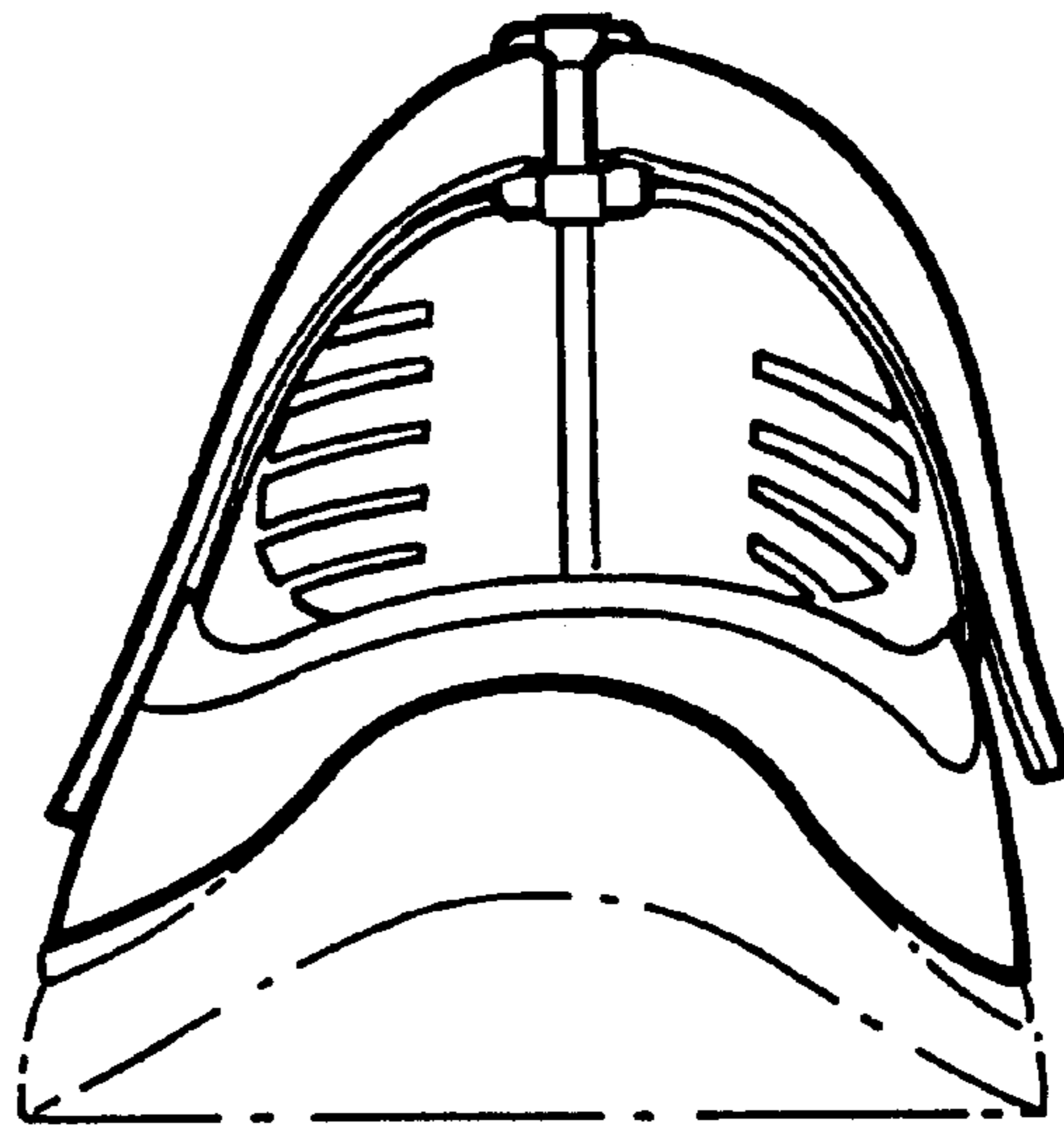


FIG. 5

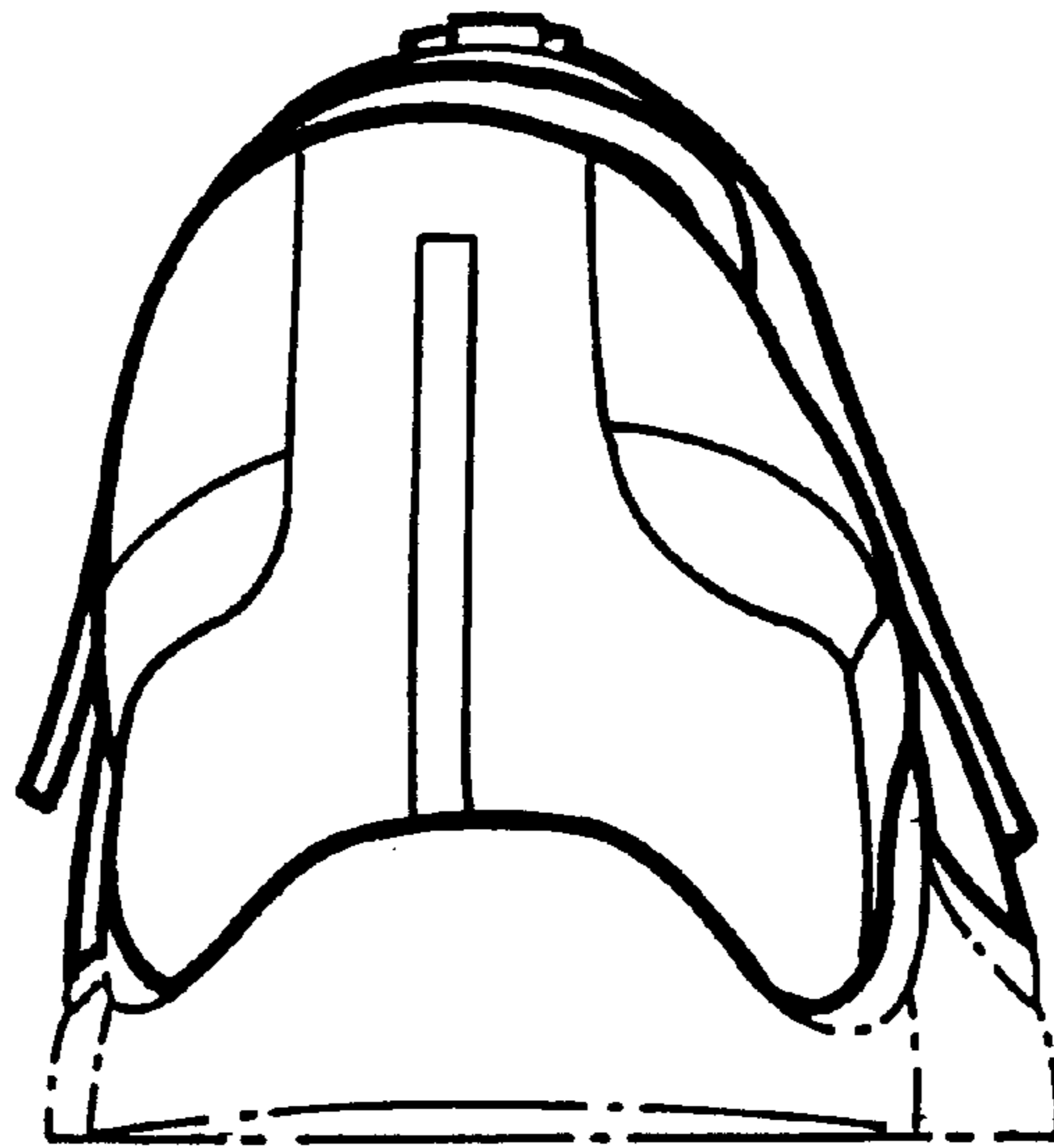


FIG. 6