



US00D455237S

(12) **United States Design Patent**
Marasco

(10) **Patent No.: US D455,237 S**

(45) **Date of Patent: ** Apr. 2, 2002**

(54) **KNEELING DISK**

(75) **Inventor: Angelo M. Marasco, Waunakee, WI (US)**

(73) **Assignee: Alterra Holdings Corporation, Portland, OR (US)**

(**) **Term: 14 Years**

(21) **Appl. No.: 29/147,039**

(22) **Filed: Aug. 21, 2001**

Related U.S. Application Data

(62) Division of application No. 29/132,209, filed on Nov. 6, 2000, now Pat. No. Des. 449,412, which is a division of application No. 29/103,588, filed on Apr. 16, 1999, now Pat. No. Des. 434,534.

(51) **LOC (7) Cl. 29-02**

(52) **U.S. Cl. D29/122; D29/121.1**

(58) **Field of Search D29/100, 101, D29/120-122; D24/190; 2/22-24, 62, 267; 182/30; 5/417-420, 657.5, 656, 907; D12/11, 316; 280/18.1; D6/330, 582, 583, 585, 592**

(56) **References Cited**

U.S. PATENT DOCUMENTS

378,369	A	*	2/1888	Hyer	5/417
718,517	A	*	1/1903	Perry	5/420
889,756	A	*	6/1908	Bukacek	5/420
1,454,401	A	*	5/1923	O'Neill	182/129
1,896,561	A	*	2/1933	Ruth	2/24
1,976,170	A	*	10/1934	Hoover et al.	182/230
2,195,817	A	*	4/1940	Johnson	2/24
2,464,341	A	*	3/1949	Ostlung	280/18.1
2,826,423	A	*	3/1958	Erickson	D12/11 X
D187,639	S	*	4/1960	Timmons	D7/388
3,044,075	A	*	7/1962	Rawlings	2/22
4,043,424	A	*	8/1977	Crain	182/230
4,723,322	A	*	2/1988	Shelby	2/24
4,723,332	A	*	2/1988	Pourtau et al.	7/149
4,751,748	A	*	6/1988	Ekins	2/22
4,757,927	A	*	7/1988	Rutty	224/253 X

4,789,046	A	*	12/1988	McDowall	182/230
4,951,333	A	*	8/1990	Kaiser et al.	5/417
4,953,569	A	*	9/1990	Lonardo	128/892
D322,146	S	*	12/1991	Anderson	D29/121.1
5,125,479	A	*	6/1992	Nemes et al.	182/230
D335,000	S	*	4/1993	Johnson	D29/121.1
5,220,691	A	*	6/1993	Wieggers	2/24
5,226,384	A	*	7/1993	Jordan	5/420 X
D341,680	S	*	11/1993	Levine	D29/121.1
5,405,312	A	*	4/1995	Jacobs	602/5
5,429,541	A	*	7/1995	Landon	5/417 X
5,572,758	A	*	11/1996	Merritt	5/420 X
D376,481	S	*	12/1996	Bidwell et al.	D6/330
D385,670	S	*	10/1997	Oetting	D29/121.1
5,794,275	A	*	8/1998	Donzis	2/455
5,971,611	A	*	10/1999	Rosengren	5/417 X
D434,534	S	*	11/2000	Marasco	D29/122

* cited by examiner

Primary Examiner—Louis S. Zarfaz

Assistant Examiner—Robert A. Delehanty

(74) *Attorney, Agent, or Firm*—Foley & Lardner

(57) **CLAIM**

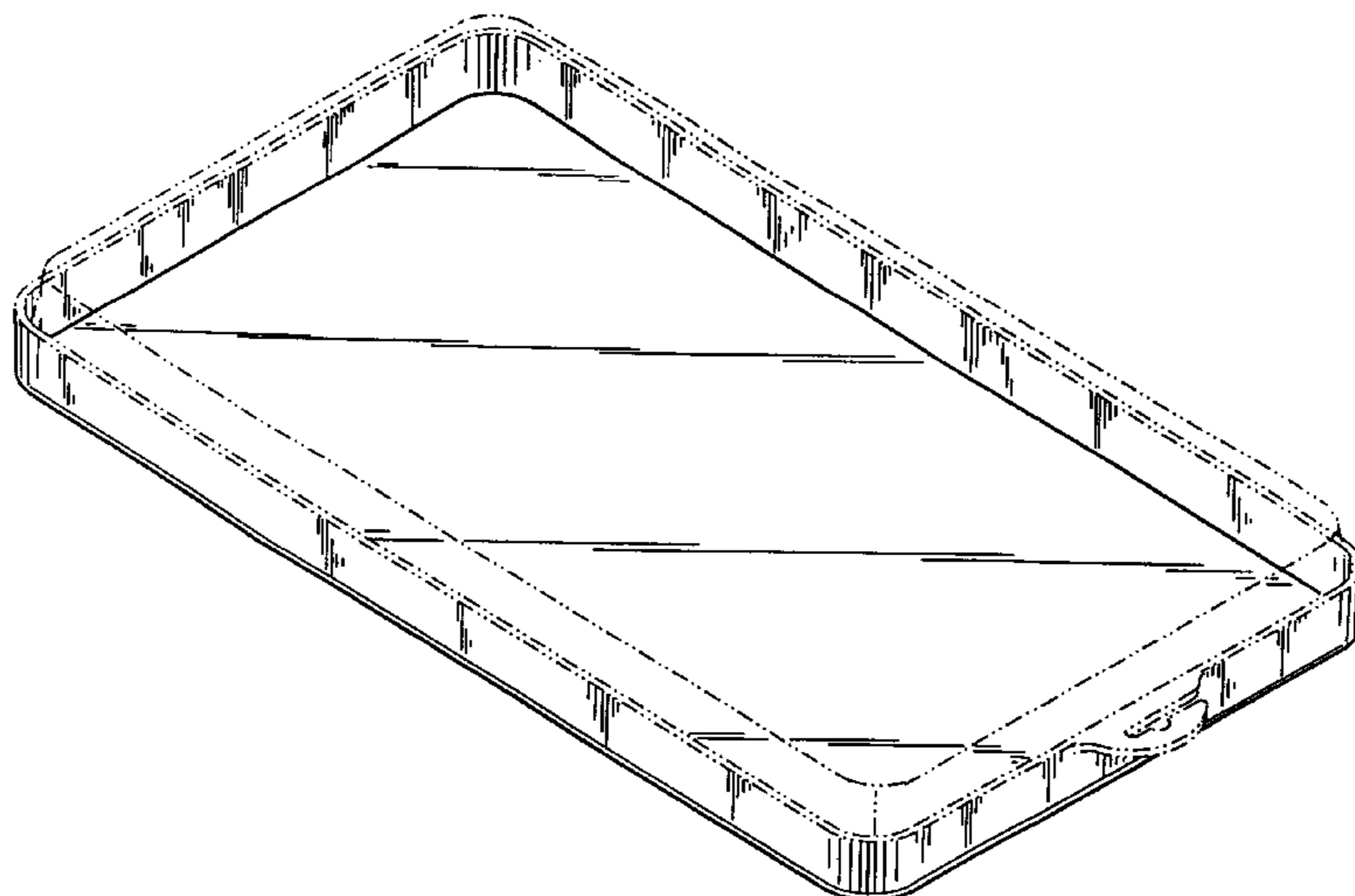
I claim the ornamental design for the kneeling disk, as shown and described.

DESCRIPTION

FIG. 1 is a perspective of a kneeling disk;
FIG. 2 is a top view of the kneeling disk shown in FIG. 1;
FIG. 3 is a bottom view of the kneeling disk shown in FIG. 1;
FIG. 4 is a front view of the kneeling disk shown in FIG. 1;
FIG. 5 is a right side view of the kneeling disk shown in FIG. 1;
FIG. 6 is a back view of the kneeling disk shown in FIG. 1;
and,
FIG. 7 is a left side view of the kneeling disk shown in FIG. 1.

The broken lines showing portions of the upper edge of the kneeling disk and portions of a soft cushion in FIGS. 1-7 are for illustrative purposes only and form no part of the claimed design.

1 Claim, 2 Drawing Sheets



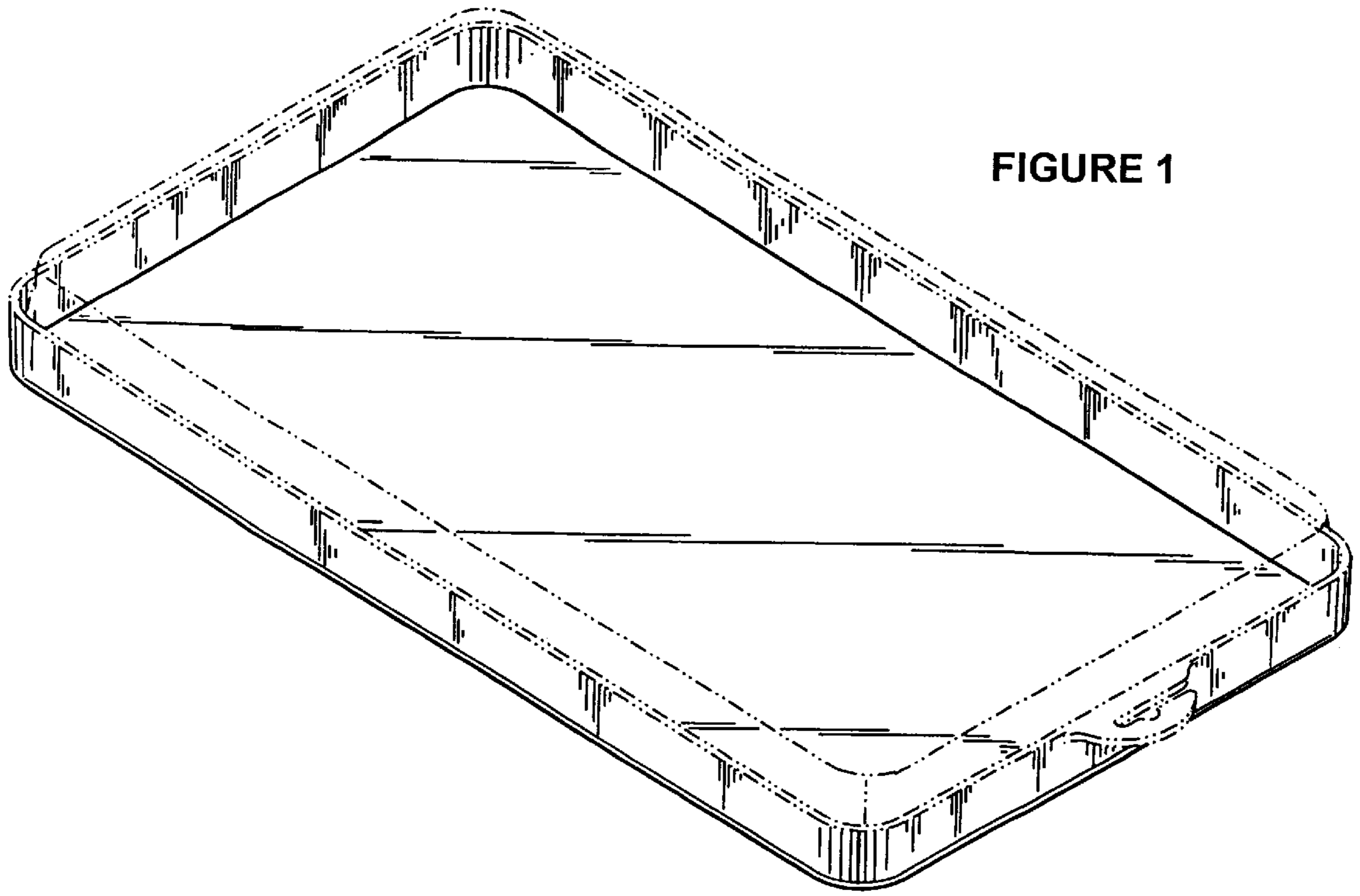


FIGURE 1

FIGURE 2




FIGURE 3




FIGURE 4

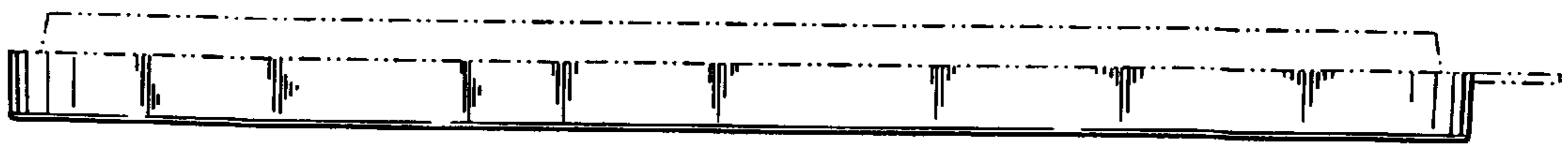


FIGURE 5




FIGURE 6

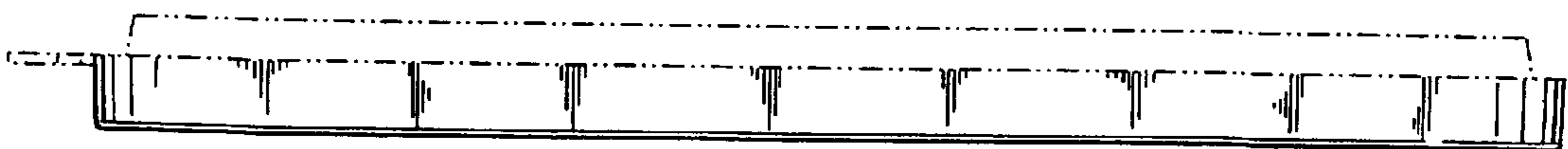


FIGURE 7

