



US00D455231S

(12) **United States Design Patent**
Rabizadeh et al.

(10) **Patent No.:** **US D455,231 S**

(45) **Date of Patent:** **** Apr. 2, 2002**

(54) **NAIL FILE**

(76) **Inventors:** **Michael Masoud Rabizadeh**, 22996
Caminto Regalo, Laguna Hills, CA (US)
92653; **Vahid Hamidi**, 17 Cayman
Brac, Aliso Viejo, CA (US) 92656

(**) **Term:** **14 Years**

(21) **Appl. No.:** **29/145,096**

(22) **Filed:** **Jul. 17, 2001**

(51) **LOC (7) Cl.** **28-03**

(52) **U.S. Cl.** **D28/59**

(58) **Field of Search** D28/56, 57, 59,
D28/65, 66, 68, 21, 30, 31, 45, 46, 48,
52; D8/90-94, 107, 98, 99, 101, DIG. 4,
DIG. 7; D3/210; 132/73, 73.5, 75, 75.3,
75.4, 75.6, 76.2, 76.4, 149; 451/523-525,
540, 913

(56) **References Cited**

U.S. PATENT DOCUMENTS

1,466,438	A	*	8/1923	Landis	30/26
1,597,589	A	*	8/1926	Ferrari	132/73.5
2,247,567	A	*	7/1941	Wendell	132/75.6
D203,793	S	*	2/1966	Leopoldi	D28/59

D223,795	S	*	6/1972	Covey	D8/107
D232,874	S	*	9/1974	Koblick	D28/52
D255,981	S	*	7/1980	Carbo	D8/98
5,105,586	A	*	4/1992	Jenne et al.	451/540 X
5,246,021	A	*	9/1993	Katz	132/323
D435,935	S	*	1/2001	Nobile et al.	D28/48
D439,736	S	*	4/2001	Krebs et al.	D3/208

* cited by examiner

Primary Examiner—Ted Shooman

Assistant Examiner—C Tuttle

(57) **CLAIM**

The ornamental design for a nail file, as shown and described.

DESCRIPTION

FIG. 1 is a front and top perspective view of a nail file showing our new design;
FIG. 2 is a rear view thereof;
FIG. 3 is a right side elevation view thereof;
FIG. 4 is a top plan view thereof; the bottom view being a mirror image;
FIG. 5 is a left side elevation view thereof; and,
FIG. 6 is a front elevation view thereof.

1 Claim, 1 Drawing Sheet

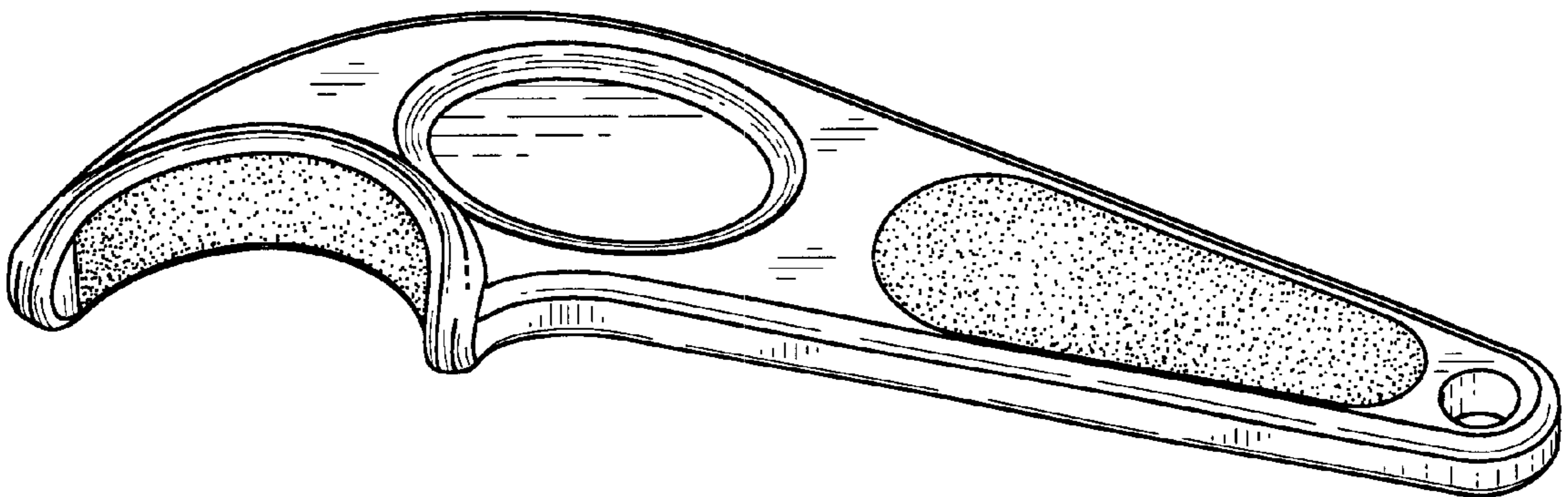


Fig. 1

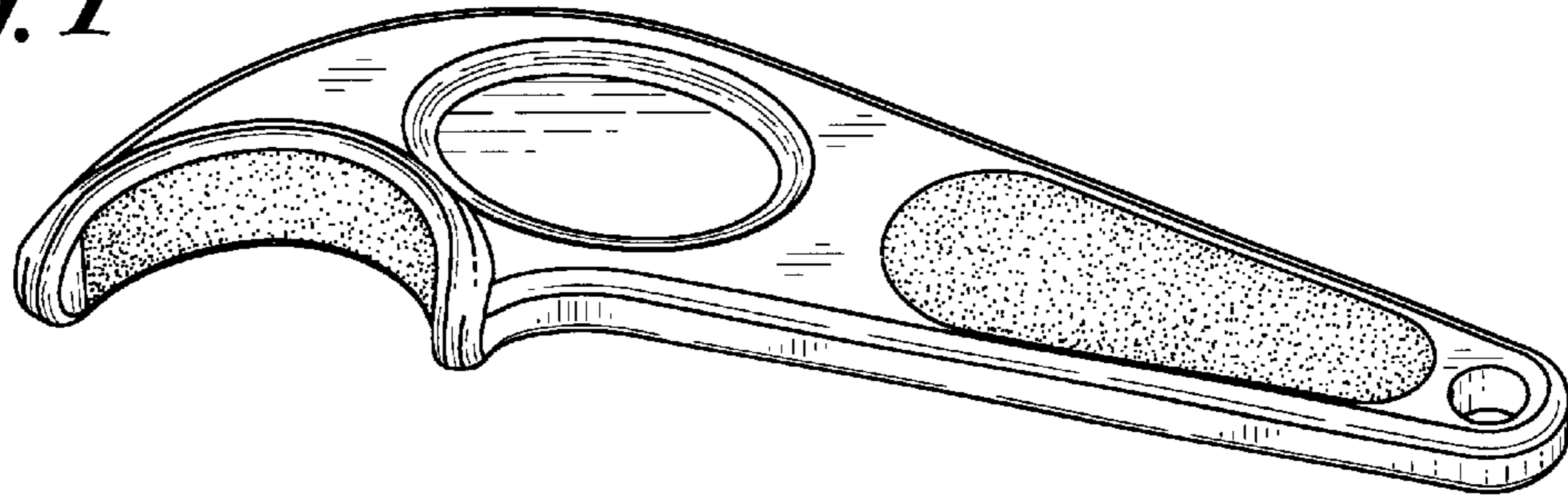


Fig. 2

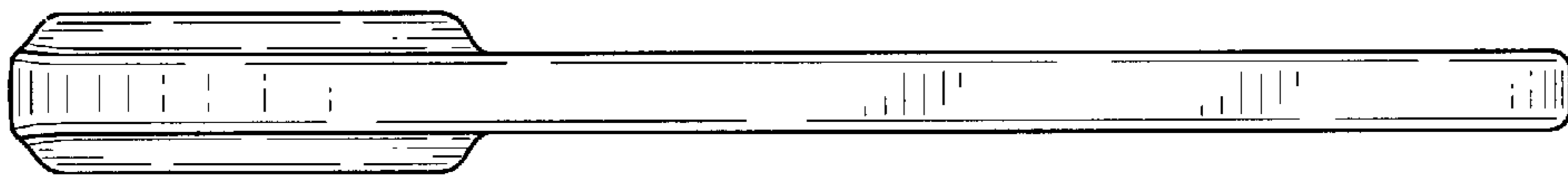


Fig. 3

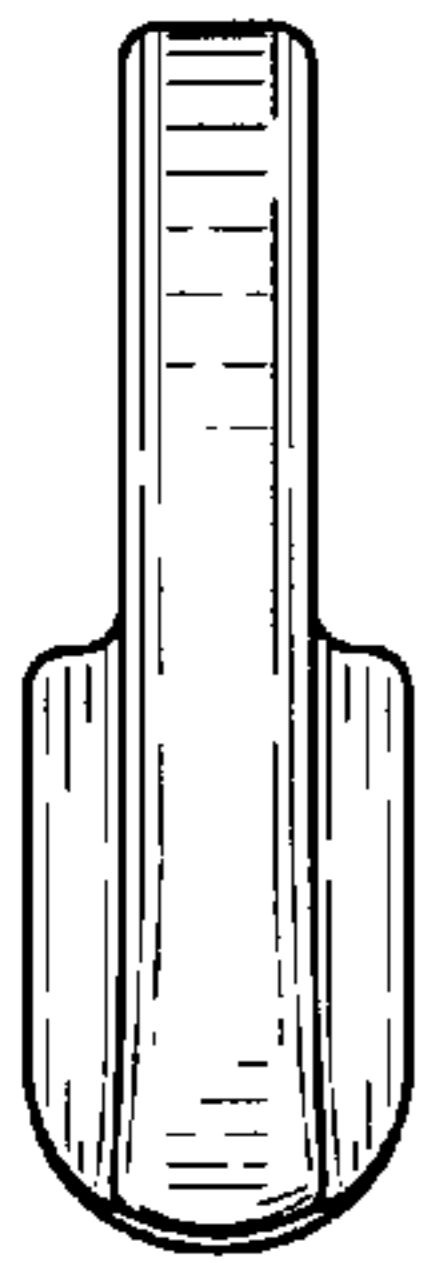


Fig. 4

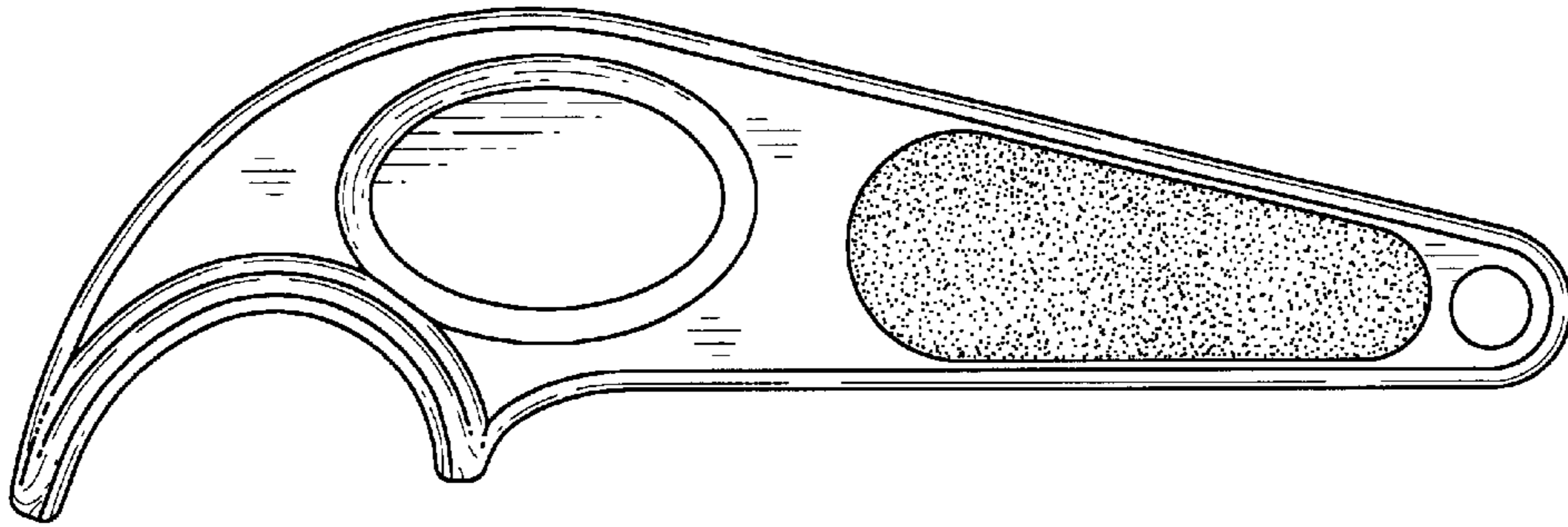


Fig. 5

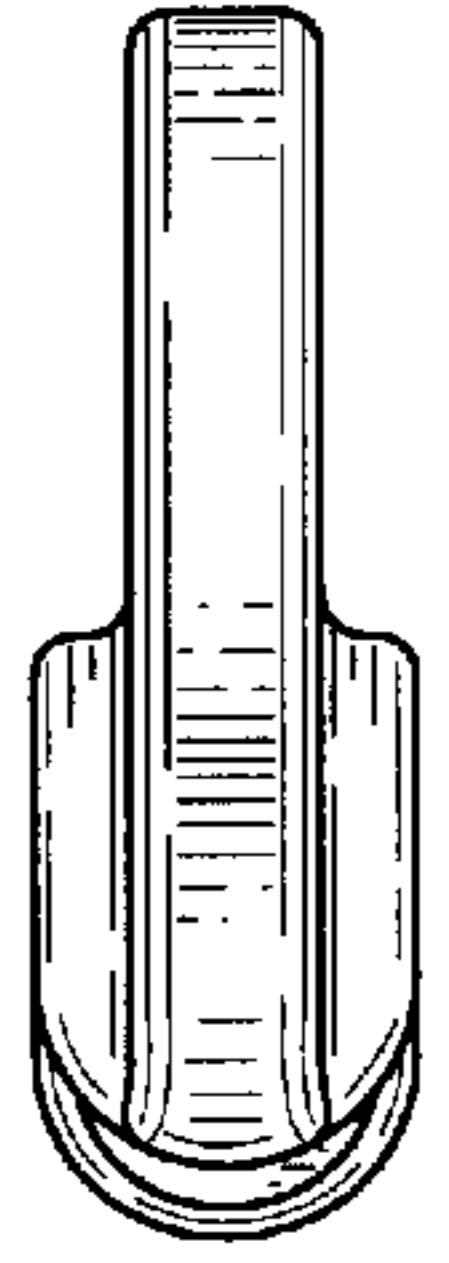


Fig. 6

