



US00D455224S

(12) **United States Design Patent**
Yando

(10) **Patent No.:** **US D455,224 S**

(45) **Date of Patent:** **** Apr. 2, 2002**

(54) **CHANDELIER GALLERY**

(75) **Inventor:** **Roslyn Yando**, Brainardsville, NY (US)

(73) **Assignee:** **Schonbek Worldwide Lighting, Inc.**,
Plattsburgh, NY (US)

(**) **Term:** **14 Years**

(21) **Appl. No.:** **29/135,171**

(22) **Filed:** **Jan. 5, 2001**

(51) **LOC (7) Cl.** **26-99**

(52) **U.S. Cl.** **D26/130**

(58) **Field of Search** D26/80-92, 142,
D26/154, 155; 362/432, 457, 458, 806,
805

(56) **References Cited**

U.S. PATENT DOCUMENTS

D127,108 S * 5/1941 Foret D11/22
3,701,897 A * 10/1972 Pennington D26/80 X
D280,393 S * 9/1985 Lee D11/70

OTHER PUBLICATIONS

“SCHONBEK Beyond Lighting” Catalog, Copyright 1999,
pp. 92-93.

* cited by examiner

Primary Examiner—Susan J. Lucas

(74) *Attorney, Agent, or Firm*—Wolf, Greenfield & Sacks,
P.C.

(57) **CLAIM**

The ornamental design for a chandelier gallery, as shown
and described.

DESCRIPTION

FIG. 1 is a front, bottom-angled perspective view of the
chandelier gallery with all but one ornament attached thereto
shown in phantom;

FIG. 2 is a front view thereof;

FIG. 3 is a right side view thereof;

FIG. 4 is a left side view thereof;

FIG. 5 is a rear view thereof;

FIG. 6 is a top view thereof;

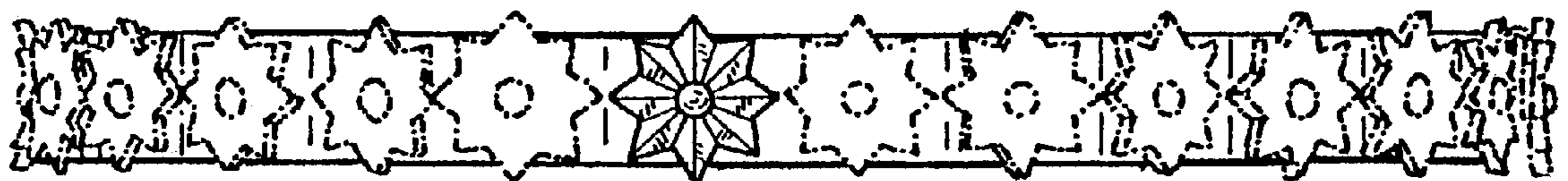

FIG. 7 is a bottom view thereof;

FIG. 8 is a view of the gallery shown attached to a chandelier
with the chandelier shown in phantom; and,

FIG. 9 is a view of the gallery with all of the ornaments
attached thereto shown in solid lines, as attached to a
chandelier, with the chandelier shown in phantom.

The phantom lines are shown for illustrative purposes and
form no part of the claimed design.

1 Claim, 5 Drawing Sheets






Fig. 1

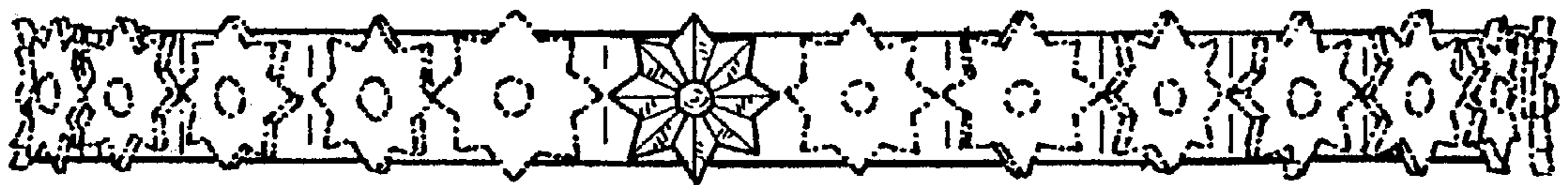


Fig. 2



Fig. 3



Fig. 4



Fig. 5




Fig. 6




Fig. 7




Fig. 8




Fig. 9