



US00D455219S

(12) **United States Design Patent**  
**Ohanesian**

(10) **Patent No.:** **US D455,219 S**

(45) **Date of Patent:** **\*\* Apr. 2, 2002**

(54) **CORNER POST FOR A STORAGE SHED**

(76) Inventor: **Harout Ohanesian**, U.S. Polymers,  
Inc., 6915 E. Slauson Ave., Commerce,  
CA (US) 90040

(\*\*) Term: **14 Years**

(21) Appl. No.: **29/135,444**

(22) Filed: **Jan. 10, 2001**

(51) **LOC (7) Cl.** ..... **25-01**

(52) **U.S. Cl.** ..... **D25/124; D25/126**

(58) **Field of Search** ..... **52/280; 403/169;**  
**256/24, 73, 65, 19; D25/124, 126, 43**

(56) **References Cited**

**U.S. PATENT DOCUMENTS**

2,723,107 A	*	11/1955	Parker	.....	256/24
2,767,876 A	*	10/1956	Mautner	.....	52/280
2,956,705 A		10/1960	Clingman		
3,661,434 A		5/1972	Alster		
3,729,881 A		5/1973	Disko		
3,736,035 A		5/1973	Brown et al.		
3,741,593 A		6/1973	Toti		
3,836,218 A		9/1974	Hallal		
3,847,460 A		11/1974	Weidt		
3,975,877 A		8/1976	Walton		
4,527,370 A		7/1985	Schuette		
4,865,402 A		9/1989	Walter		
4,910,928 A		3/1990	Cellar, Jr.		
5,078,367 A		1/1992	Simpson et al.		
5,237,790 A		8/1993	Smalley		
5,293,725 A		3/1994	Matticks et al.		
5,398,468 A		3/1995	Erickson		

5,437,573 A	8/1995	Rodriguezferre
5,513,759 A	5/1996	Besserer et al.
5,549,372 A	8/1996	Lewis
5,634,300 A	6/1997	Huebner et al.
5,647,181 A	7/1997	Hunts
5,647,650 A	7/1997	Daugherty et al.
5,864,997 A	2/1999	Kelly
D416,091 S	11/1999	Ohanesian

\* cited by examiner

*Primary Examiner*—Doris Clark

(74) *Attorney, Agent, or Firm*—Myers, Dawes & Andras;  
Vic Y. Lin; Joseph C. Andras

(57) **CLAIM**

I claim the ornamental design for the corner post for a storage shed, as shown and described.

**DESCRIPTION**

FIG. 1 is a front perspective view of a corner post for a storage shed;

FIG. 2 is a top plan view of the corner post for a storage shed, the bottom plan view of which is identical;

FIG. 3 is a front elevational view of the corner post for a storage shed;

FIG. 4 is a left elevational view of the corner post for a storage shed;

FIG. 5 is a right elevational view of the corner post for a storage shed; and,

FIG. 6 is a rear elevational view of the corner post for a storage shed.

The corner post for a storage shed is shown broken in the center to indicate indefinite length.

**1 Claim, 1 Drawing Sheet**

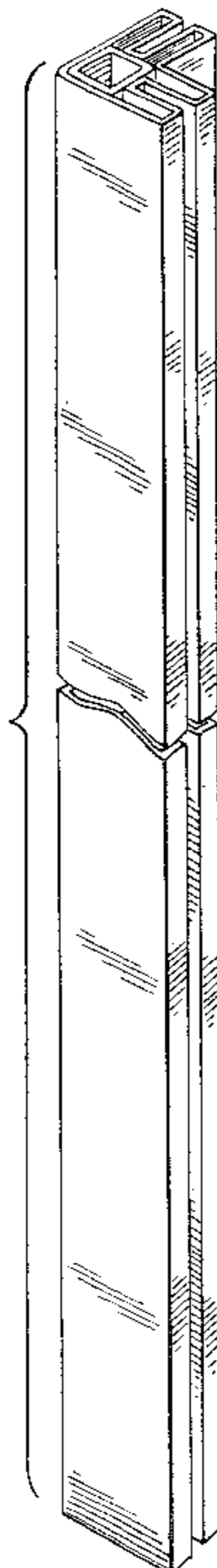


FIG. 1

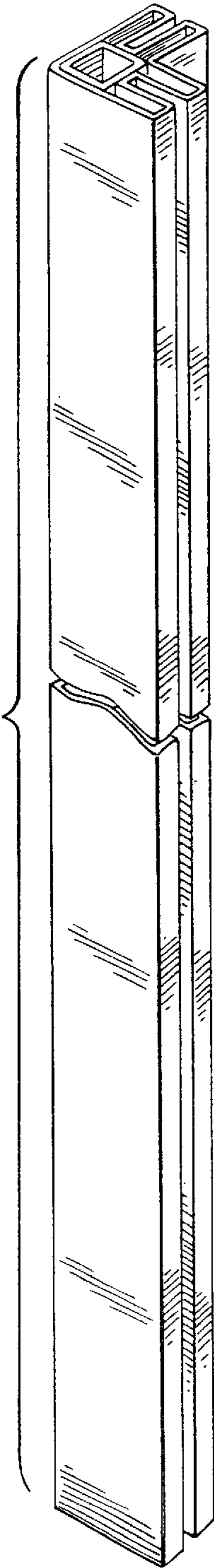


FIG. 2

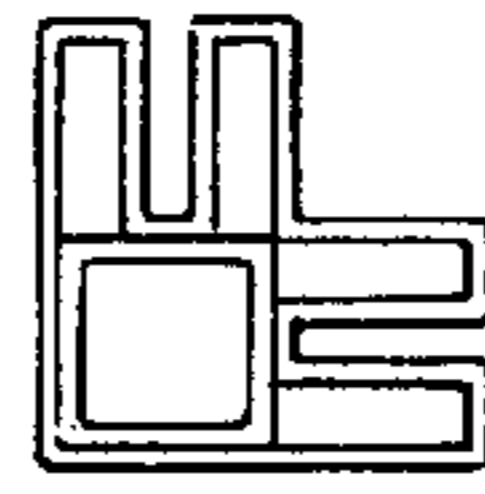


FIG. 3

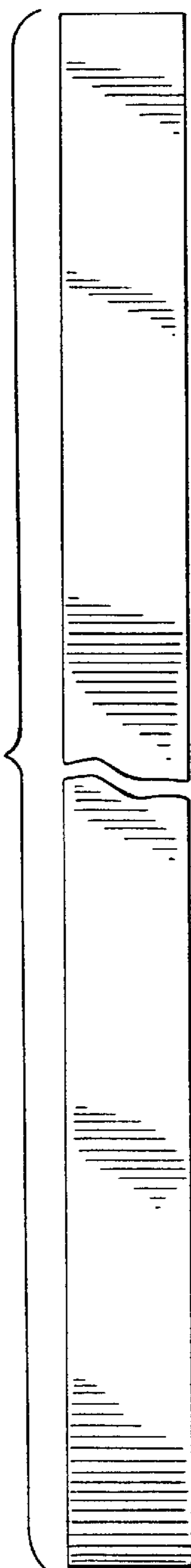


FIG. 4




FIG. 5

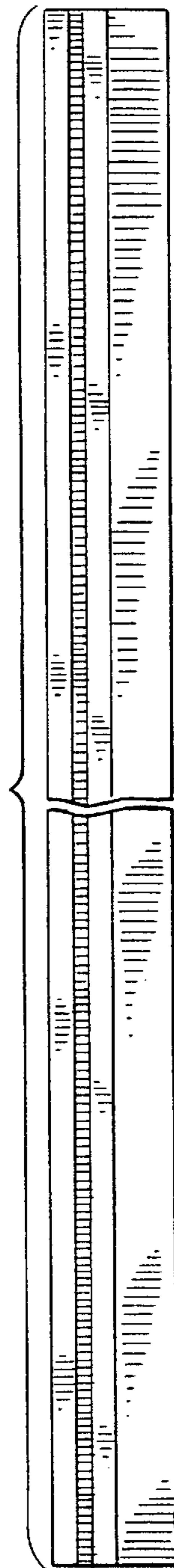


FIG. 6

