



US00D455213S

(12) **United States Design Patent**
Weaver, II et al.

(10) **Patent No.:** **US D455,213 S**

(45) **Date of Patent:** **** Apr. 2, 2002**

(54) **TENNIS ELBOW SUPPORT**

5,165,402 A * 11/1992 McCoy 607/108
6,149,617 A * 11/2000 McNally et al. 602/62

(75) Inventors: **Edward Leonard Weaver, II**, Milford;
Richard Gregory Taylor, Cincinnati,
both of OH (US)

* cited by examiner

Primary Examiner—Stella Reid

(73) Assignee: **Beiersdorf, Inc.**, Cincinnati, OH (US)

(74) *Attorney, Agent, or Firm*—Norris, McLaughlin &
Marcus

(**) Term: **14 Years**

(57) **CLAIM**

(21) Appl. No.: **29/146,313**

The ornamental design for a tennis elbow support, as shown
and described.

(22) Filed: **Aug. 8, 2001**

DESCRIPTION

(51) **LOC (7) Cl.** **24-04**

(52) **U.S. Cl.** **D24/190**

(58) **Field of Search** D24/190, 192;
602/1, 5, 13, 20, 21, 60; 128/DIG. 20;
D29/120, 121

FIG. 1 is a perspective view of a tennis elbow support,
showing our new design, in use condition;

FIG. 2 is a top view thereof;

FIG. 3 is a bottom view thereof;

FIG. 4 is a side view thereof, the opposite side view being
a mirror image;

FIG. 5 is a back end view thereof; and,

FIG. 6 is a front end view thereof.

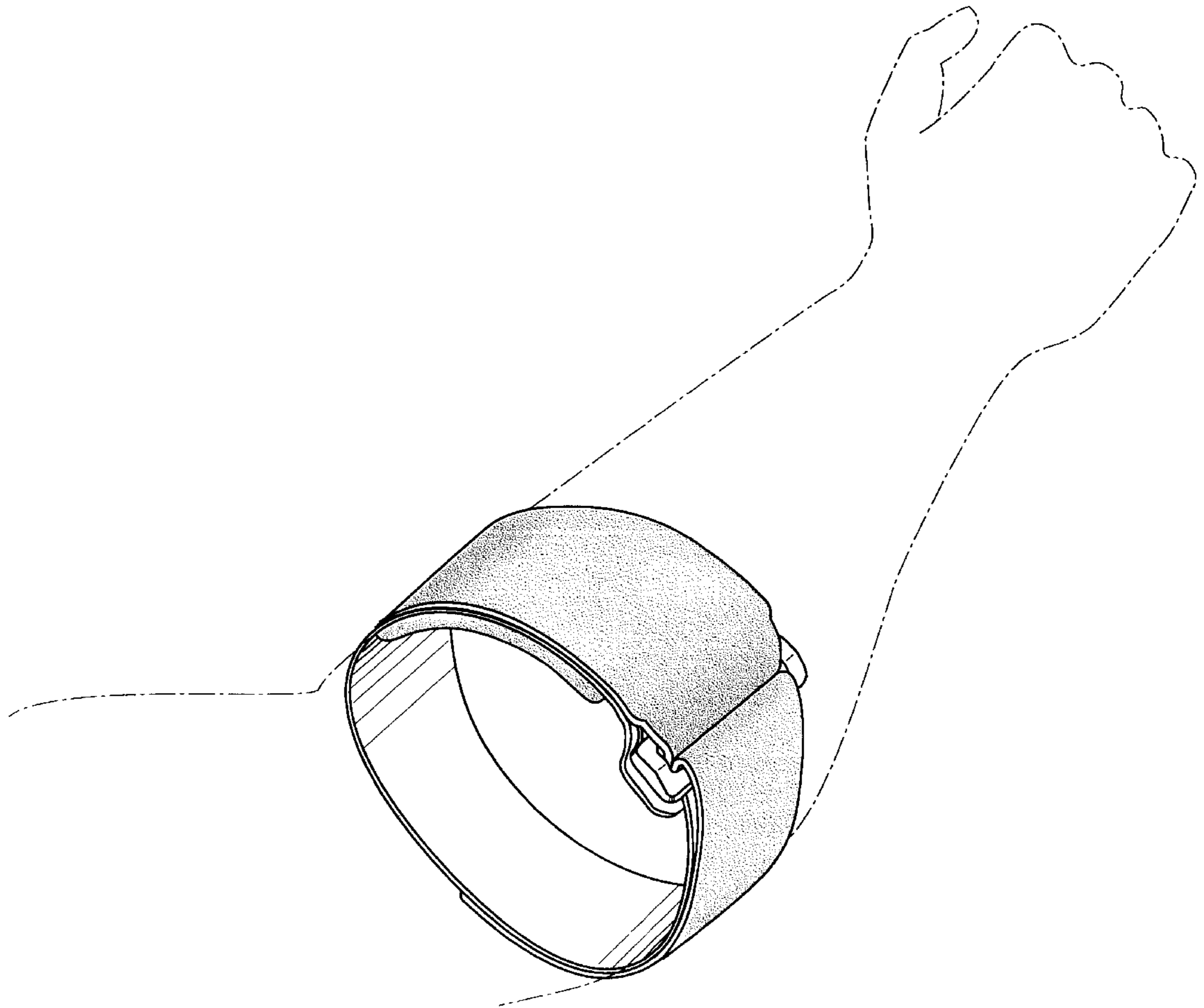
The broken line showing of the limb is for illustrative
purposes only and forms no part of the claimed design.

(56) **References Cited**

U.S. PATENT DOCUMENTS

3,907,081 A * 9/1975 Smith et al. 188/73.46
3,942,525 A * 3/1976 Dragan 602/60
4,628,918 A * 12/1986 Johnson, Jr. 602/13

1 Claim, 3 Drawing Sheets



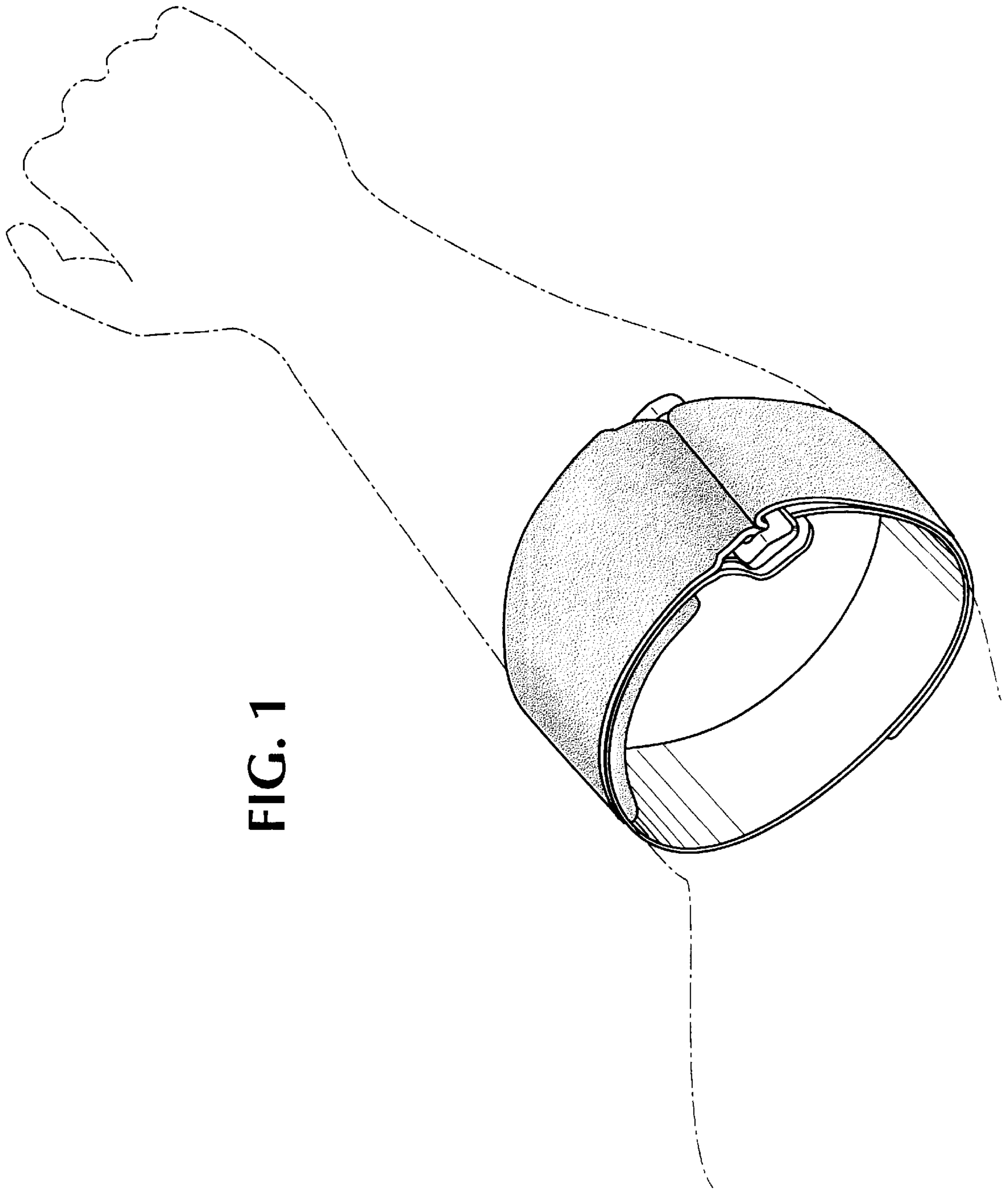


FIG. 1

FIG. 2




FIG. 3






FIG. 4

FIG. 5




FIG. 6

