



US00D455198S

(12) **United States Design Patent**  
**Hundley**

(10) **Patent No.:** **US D455,198 S**

(45) **Date of Patent:** **\*\* Apr. 2, 2002**

(54) **HANDLE**

(75) Inventor: **Jill E. Hundley**, Sheboygan, WI (US)

(73) Assignee: **Kohler Co.**, Kohler, WI (US)

(\*\*) Term: **14 Years**

(21) Appl. No.: **29/135,563**

(22) Filed: **Jan. 12, 2001**

(51) **LOC (7) Cl.** ..... **23-01**

(52) **U.S. Cl.** ..... **D23/252**

(58) **Field of Search** ..... D23/238-243,  
D23/250-257; D8/300-308; 16/110 R,  
118, 121, 125; 4/675-678; 137/801

(56) **References Cited**

**U.S. PATENT DOCUMENTS**

D221,431 S	*	8/1971	Petterson	.....	D23/252
D327,119 S	*	6/1992	Kohler	.....	D23/252
D354,798 S	*	1/1995	Mark	.....	D23/252
D388,506 S	*	12/1997	Donahue et al.	.....	D23/252
D403,411 S	*	12/1998	Kloada	.....	D23/252

**OTHER PUBLICATIONS**

1997 Kohler catalog ads, pp. 3.5 and 3.6, showing "Coralais" lever handles.

1997 Kohler catalog ads, p. 4.9, showing "Coralais" lever handles.

Undated Harden catalog ad, p. 20, showing a "Model 40-C2-2" lever handle.

1997 Kohler catalog ad, p. 3.3, showing "Provence" lever handle.

\* cited by examiner

*Primary Examiner*—Louis S. Zarfaz

*Assistant Examiner*—Gregory Andoll

(74) *Attorney, Agent, or Firm*—Quarles & Brady LLP

(57) **CLAIM**

The ornamental design for a handle, as shown and described.

**DESCRIPTION**

In a preferred embodiment, the nature of this product is as a plumbing handle primarily useful for controlling a valve stem.

FIG. 1 is a top, left, rear perspective view of a handle embodying my new design;

FIG. 2 is a left side elevational view thereof, the right side elevational view being a mirror image of the left side shown;

FIG. 3 is a front elevational view thereof;

FIG. 4 is a rear elevational view thereof;

FIG. 5 is a top plan view thereof; and,

FIG. 6 is a bottom plan view thereof.

The broken line representations of holes in FIGS. 1 and 4-6, and of mounting structure in FIGS. 4 and 6, are for the purpose of illustration only, and form no part of the claimed design.

**1 Claim, 2 Drawing Sheets**

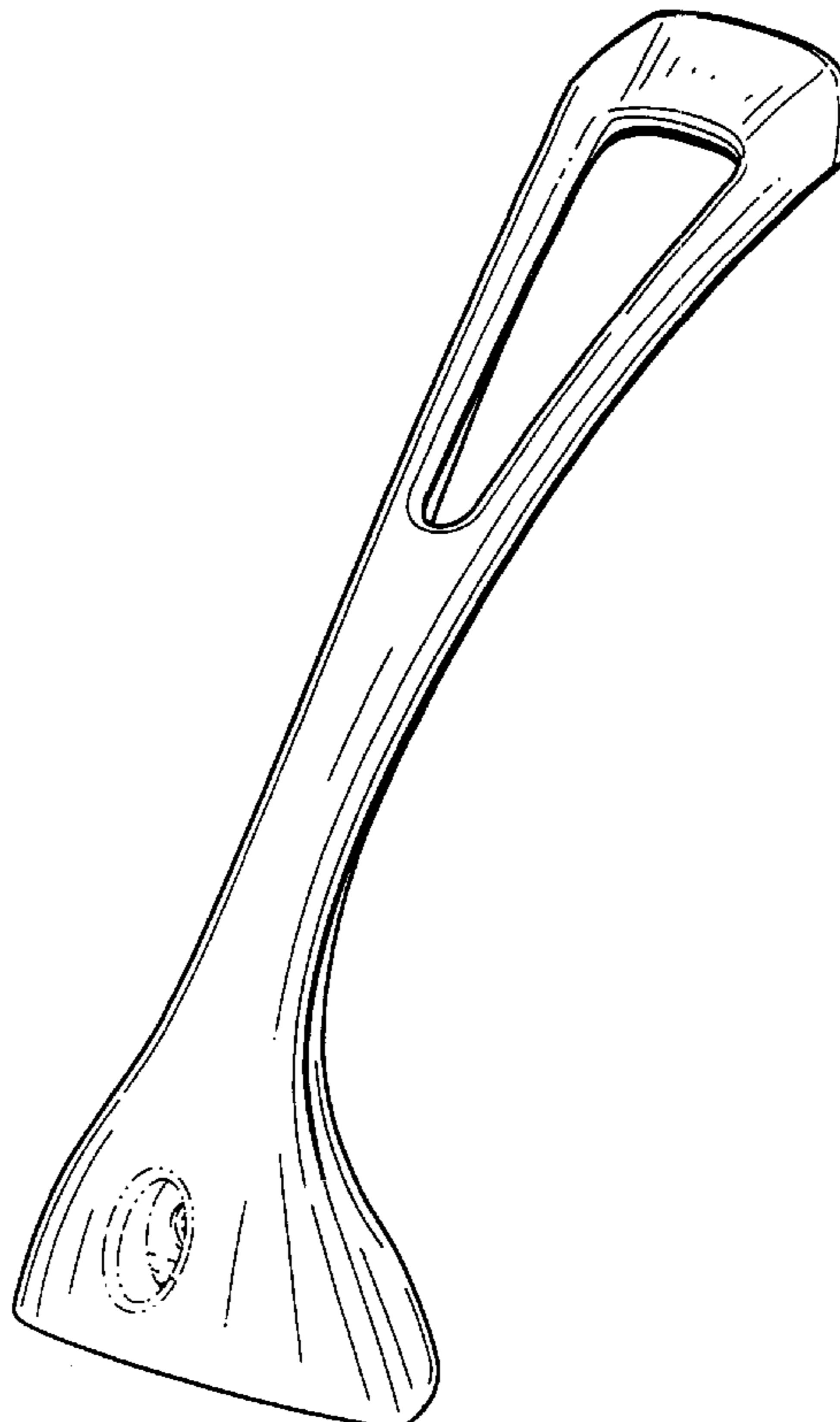


FIG. 1

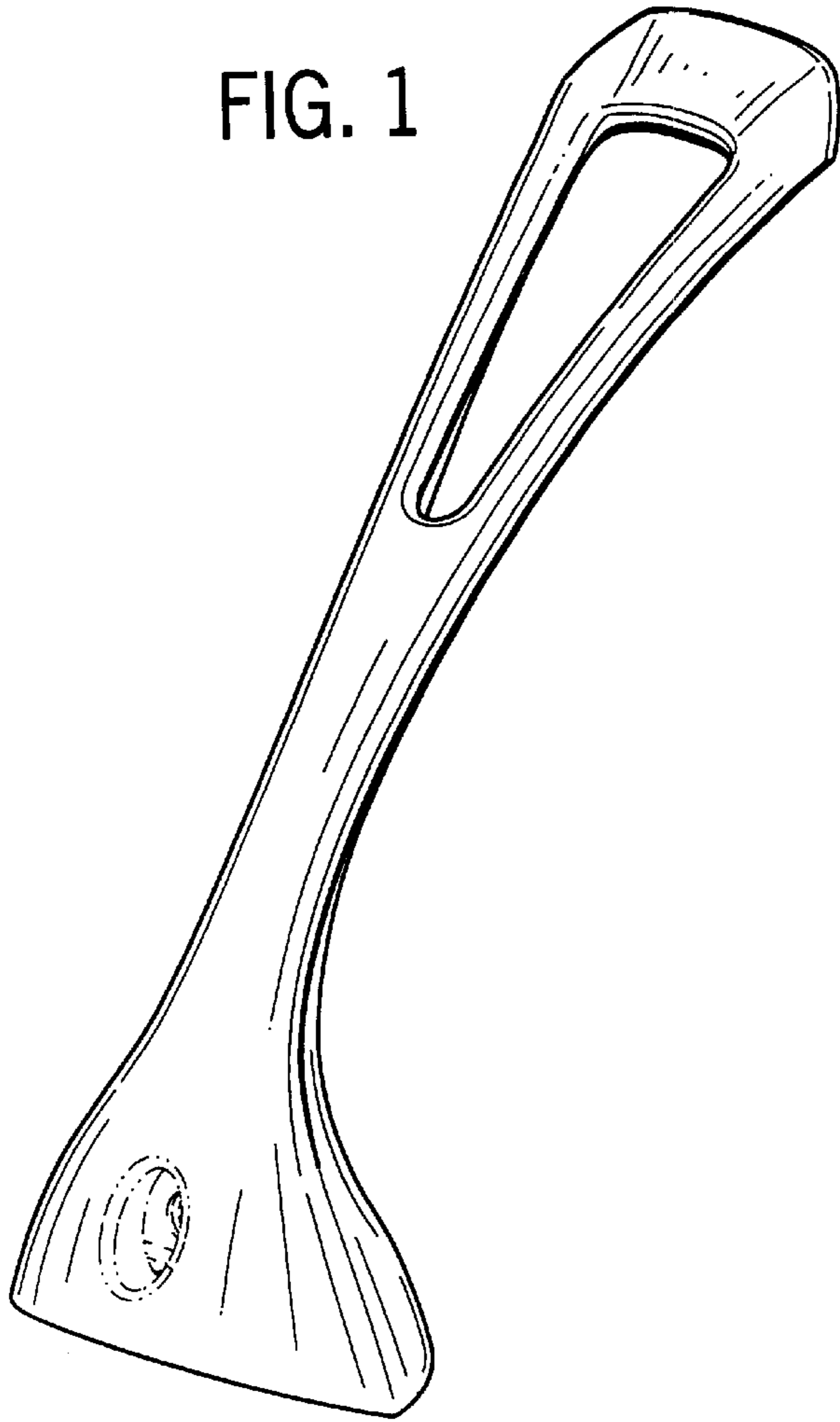
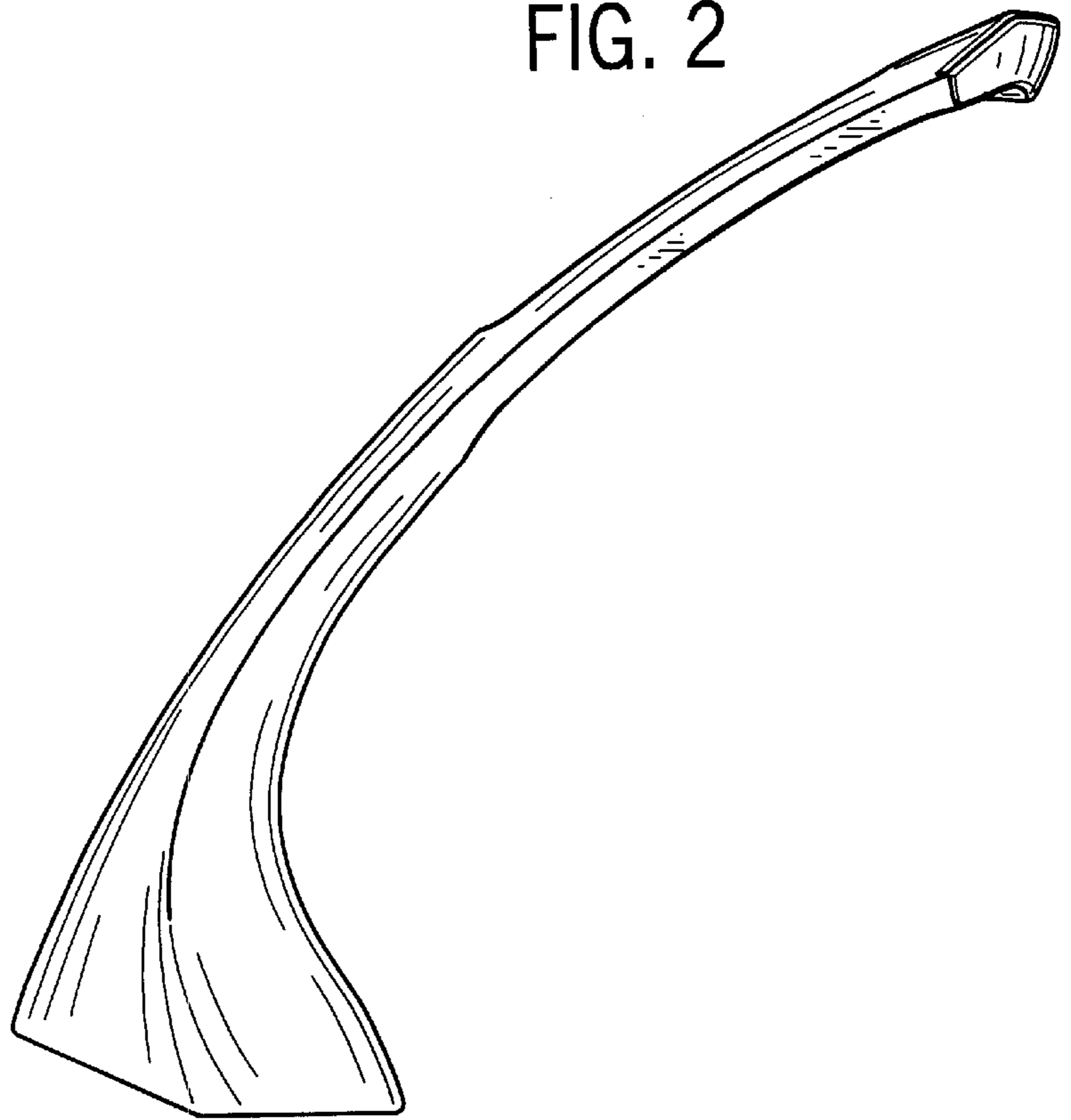


FIG. 2



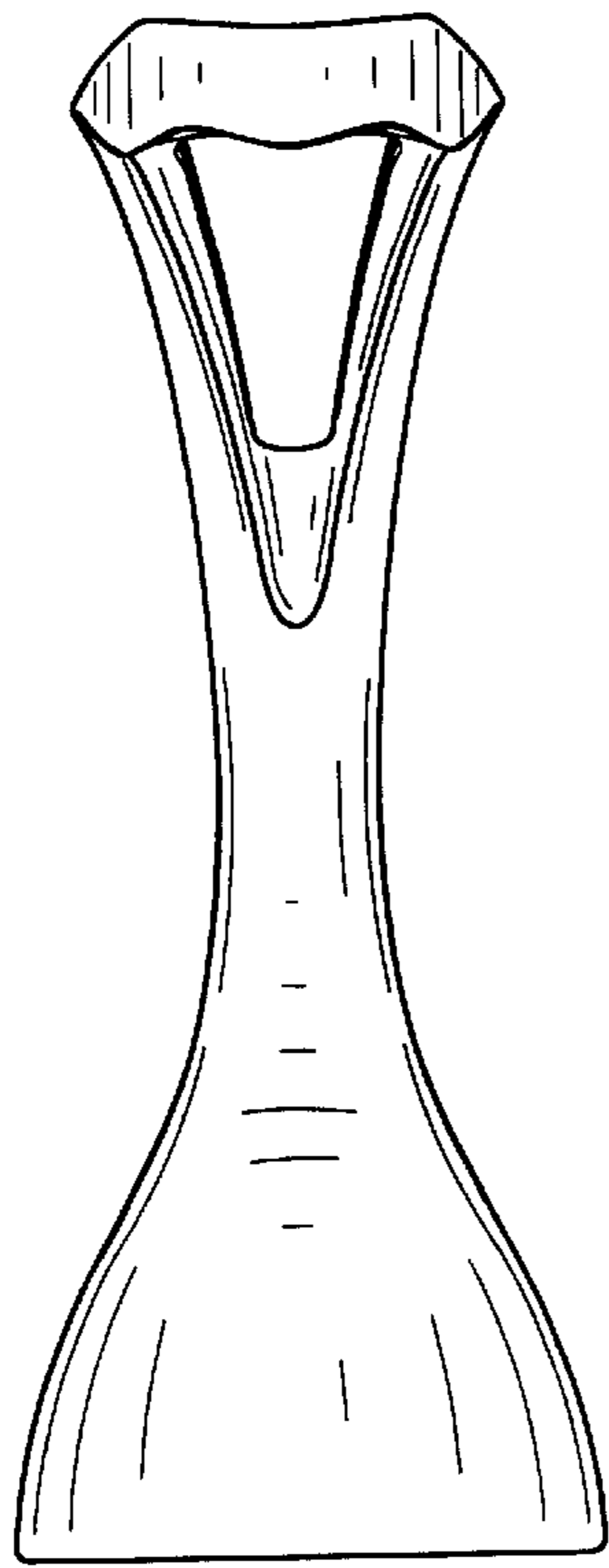


FIG. 3

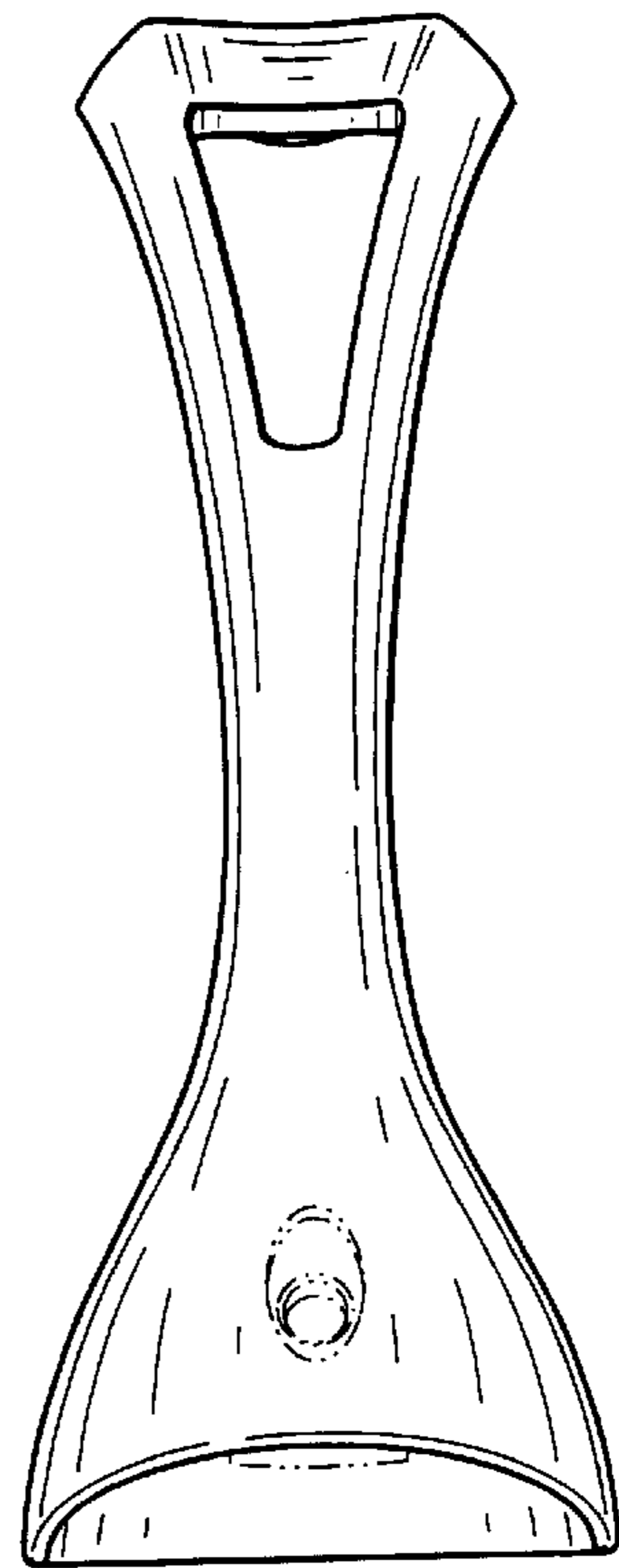


FIG. 4

FIG. 5

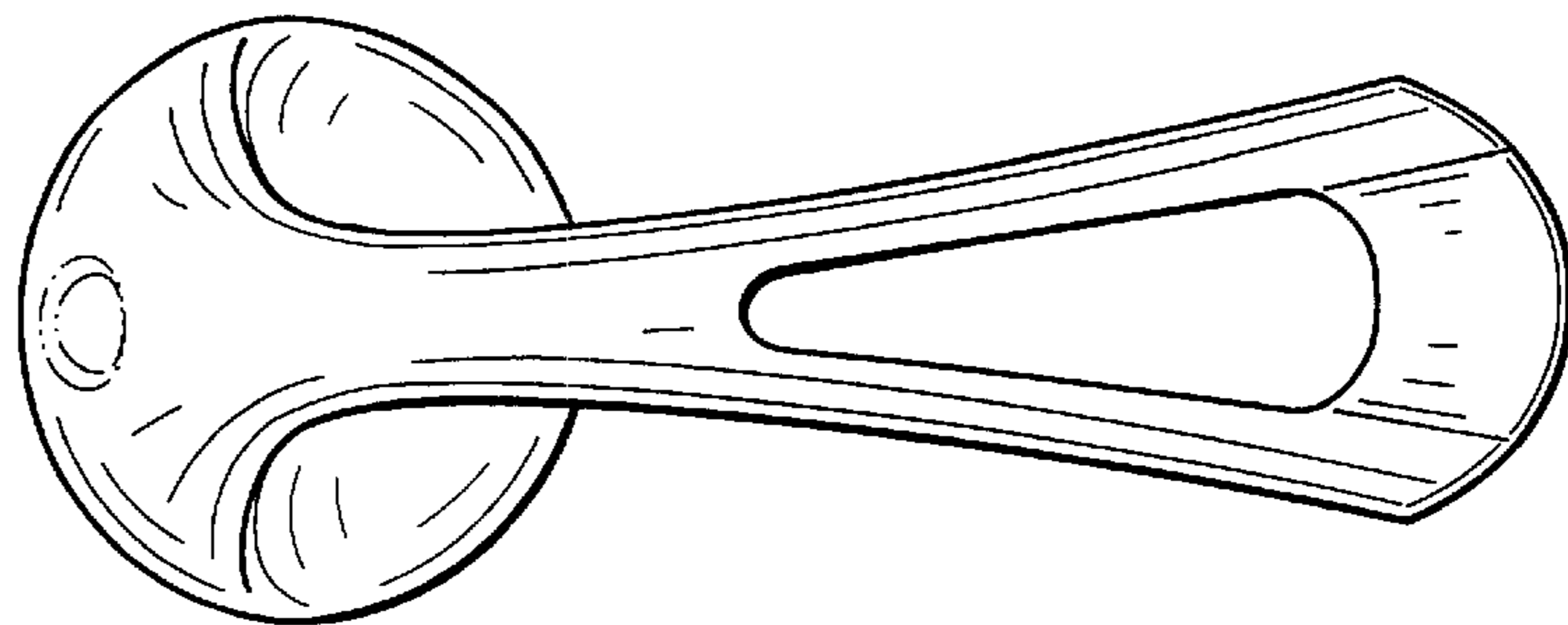


FIG. 6

