



US00D455190S

(12) **United States Design Patent**
Mantooth

(10) **Patent No.:** **US D455,190 S**

(45) **Date of Patent:** **** Apr. 2, 2002**

(54) **CURVED CLIMBER**

(75) Inventor: **Charles Alan Mantooth**, Stevenson, AL (US)

(73) Assignee: **Playcore, Inc.**, Janesville, WI (US)

(**) Term: **14 Years**

(21) Appl. No.: **29/130,973**

(22) Filed: **Oct. 12, 2000**

(51) **LOC (7) Cl.** **21-03**

(52) **U.S. Cl.** **D21/826**

(58) **Field of Search** D21/811, 814,
D21/818-826; 482/35, 36

(56) **References Cited**

U.S. PATENT DOCUMENTS

D235,792 S	*	7/1975	Wormser	D21/826
D252,166 S	*	6/1979	Dieter et al.	D21/826
D253,362 S	*	11/1979	Dieter et al.	D21/822

* cited by examiner

Primary Examiner—Mitchell Siegel
(74) *Attorney, Agent, or Firm*—Welsh & Katz, Ltd.

(57) **CLAIM**

The ornamental design for a curved climber, substantially as shown.

DESCRIPTION

FIG. 1 is a perspective view of the curved climber design; FIG. 2 is a top plan view thereof; FIG. 3 is a bottom plan view thereof; FIG. 4 is a left side elevational view thereof, the right side being substantially a mirror image; FIG. 5 is a front elevational view thereof, the rear view being substantially a mirror image; and, FIG. 6 is a perspective view of a second embodiment of the curved climber design; a third embodiment is substantially the mirror image.

The phantom line showing of environment is for illustrative purposes only and forms no part of the claimed design.

1 Claim, 1 Drawing Sheet




FIG. 1

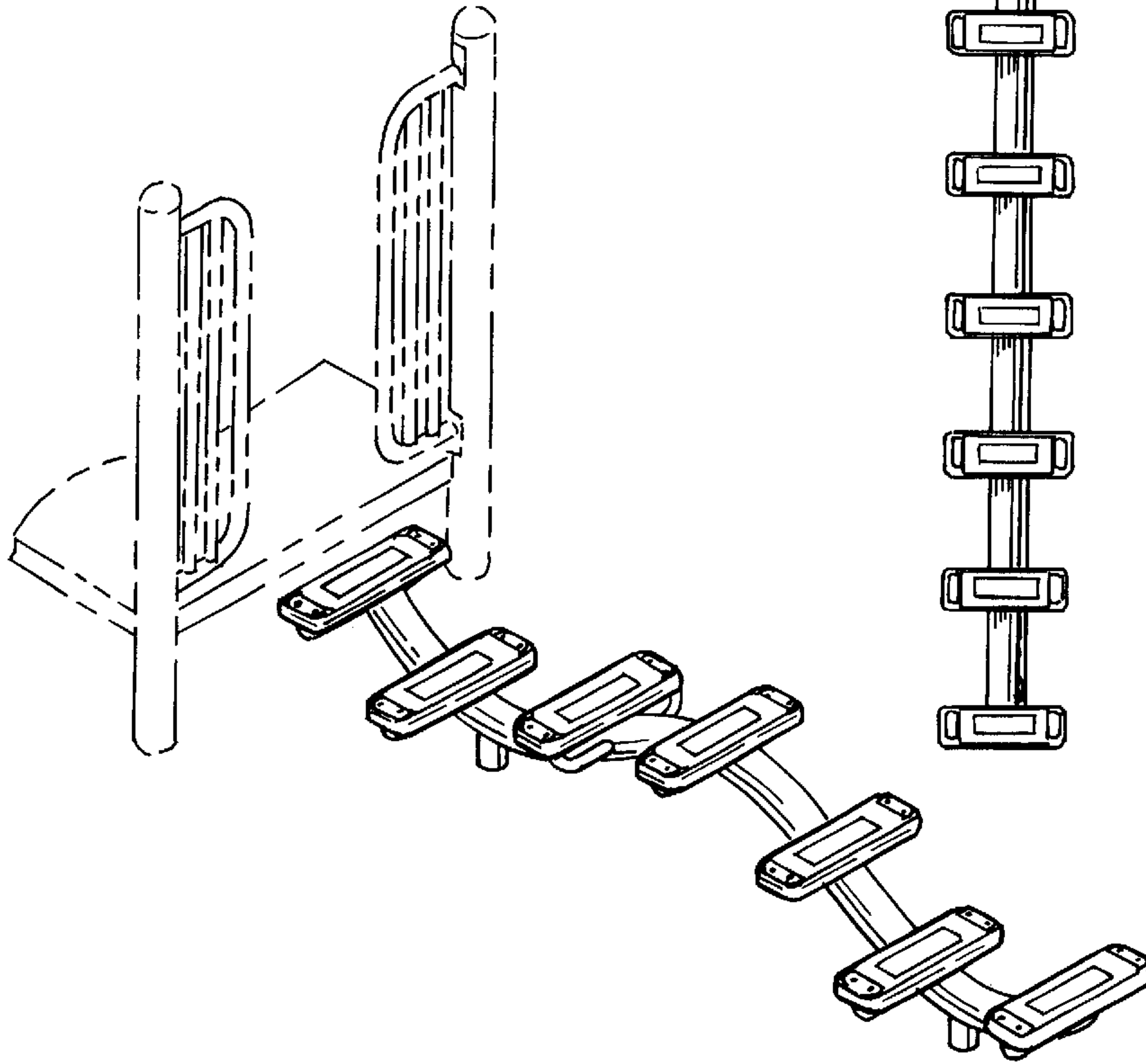


FIG. 2

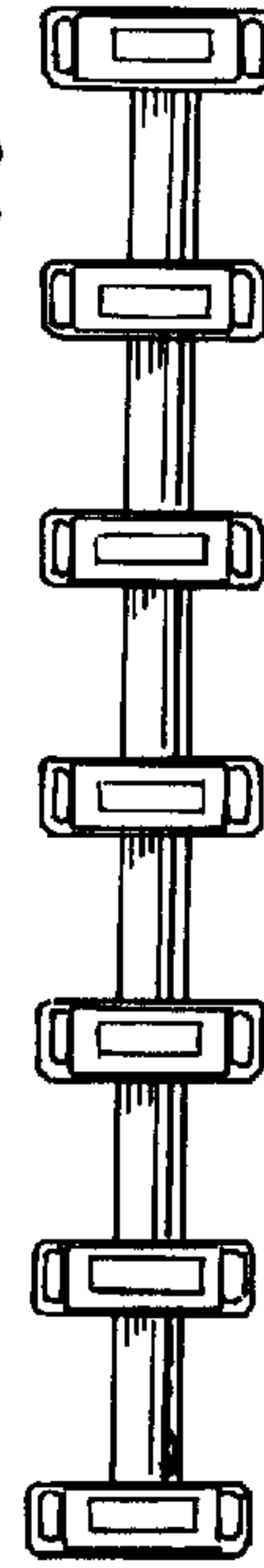


FIG. 3

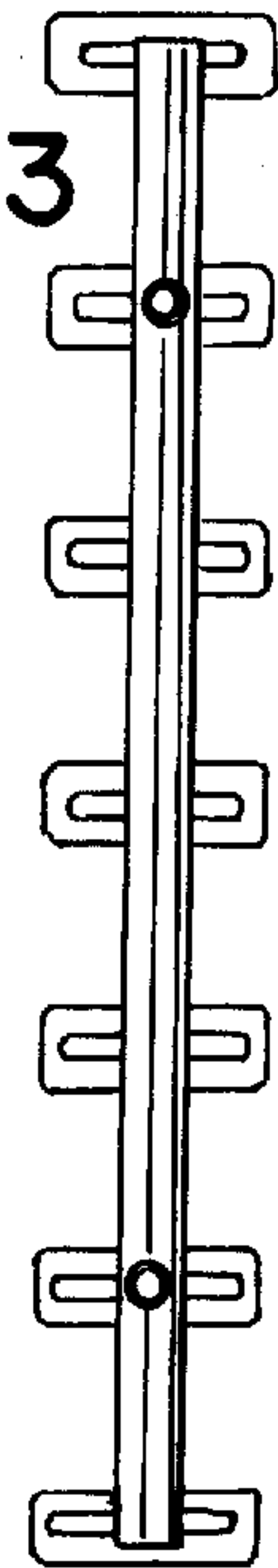


FIG. 4

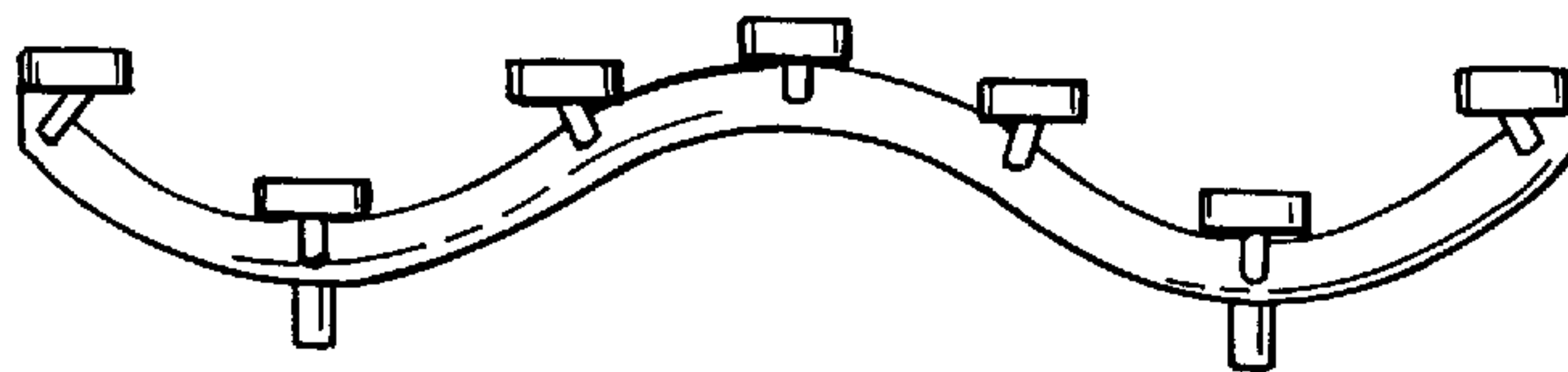


FIG. 5

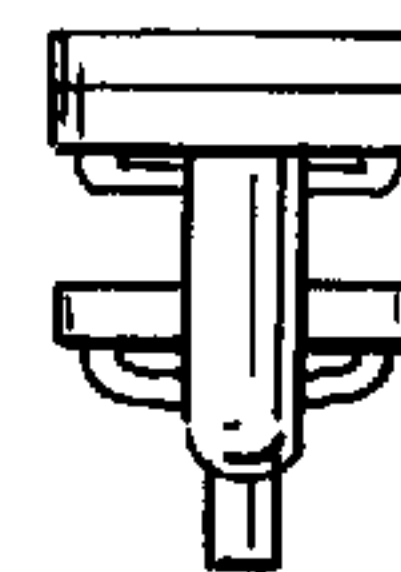


FIG. 6

