



US00D455179S

(12) **United States Design Patent**
Oka

(10) **Patent No.:** **US D455,179 S**

(45) **Date of Patent:** **** Apr. 2, 2002**

(54) **CLIP FOR A WRITING INSTRUMENT**

(75) Inventor: **Shigeo Oka**, Tokyo (JP)

(73) Assignee: **Pentel Kabushiki Kaisha** (JP)

(**) Term: **14 Years**

(21) Appl. No.: **29/140,078**

(22) Filed: **Apr. 11, 2001**

(30) **Foreign Application Priority Data**

Oct. 24, 2000 (JP) 2000-030255

(51) **LOC (7) Cl.** **19-06**

(52) **U.S. Cl.** **D19/56; D19/54**

(58) **Field of Search** D19/35, 36, 41-51,
D19/53-56, 57, 58, 81-85; 401/98, 202,
213, 243-247, 262, 99, 104-106; 24/10 R,
11 R, 11 PP, 11 CC, 11 S, 11 F, 11 P

(56) **References Cited**

U.S. PATENT DOCUMENTS

- D258,219 S * 2/1981 Oka D19/49
- D312,837 S * 12/1990 Oka D19/51
- D334,407 S * 3/1993 Petterson D19/49

- D339,822 S * 9/1993 Mock et al. D19/48
- D345,577 S * 3/1994 Hohner D19/48
- D374,893 S * 10/1996 Yazawa D19/51
- D407,114 S * 3/1999 Sakuno D19/48
- D425,559 S * 5/2000 Beneyto D19/51
- D443,896 S * 6/2001 Briggl et al. D19/49

* cited by examiner

Primary Examiner—Martie K. Holtje

(74) *Attorney, Agent, or Firm*—Adams & Wilks

(57) **CLAIM**

The ornamental design for a clip for a writing instrument, as shown and described.

DESCRIPTION

FIG. 1 is a perspective view of a clip for a writing instrument showing my new design;
 FIG. 2 is a front elevational view thereof;
 FIG. 3 is a rear elevational view thereof;
 FIG. 4 is a top plan view thereof;
 FIG. 5 is a bottom plan view thereof; and,
 FIG. 6 is a right side elevational view thereof, the left side being the mirror image thereof.

1 Claim, 1 Drawing Sheet

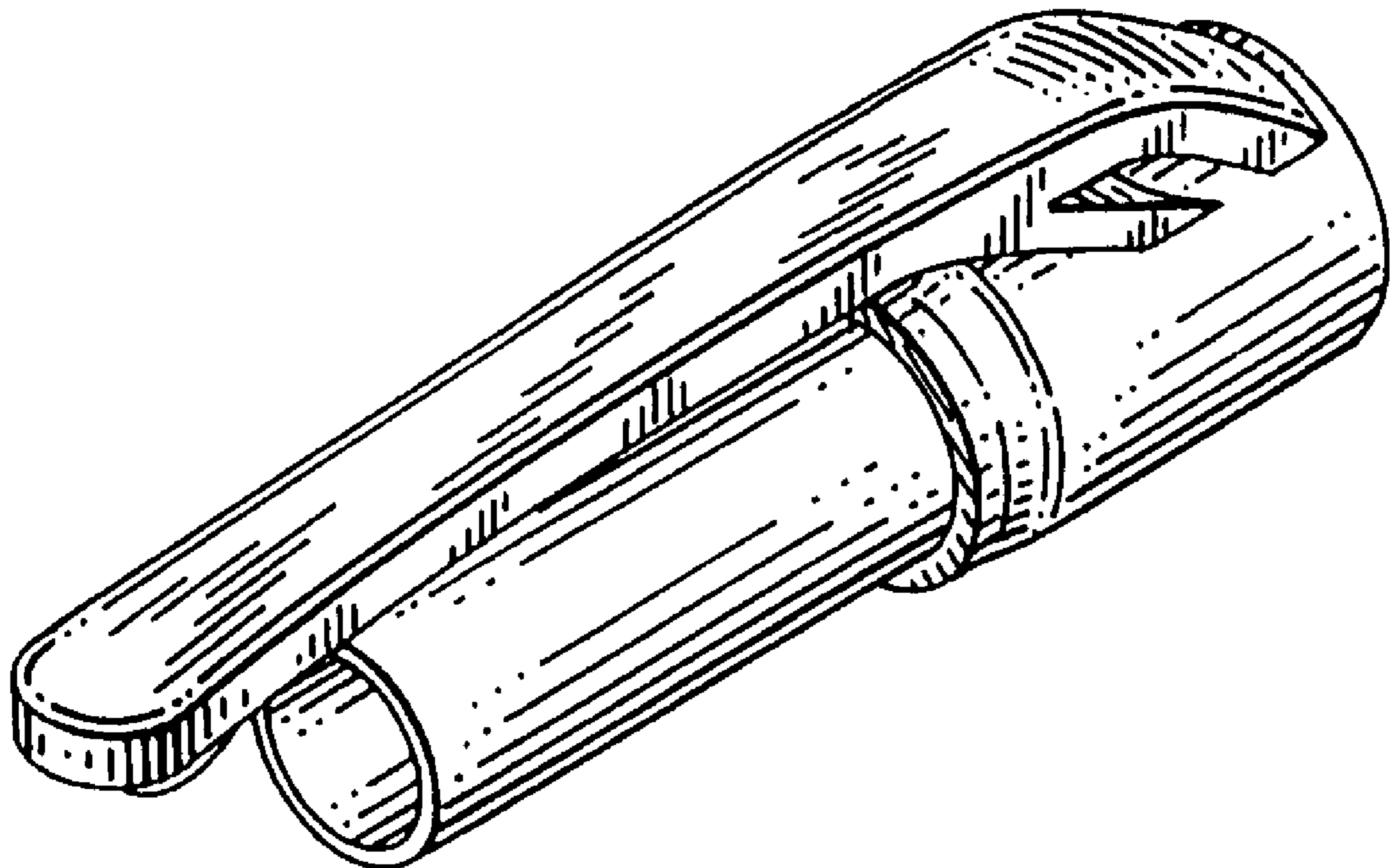


FIG. 1

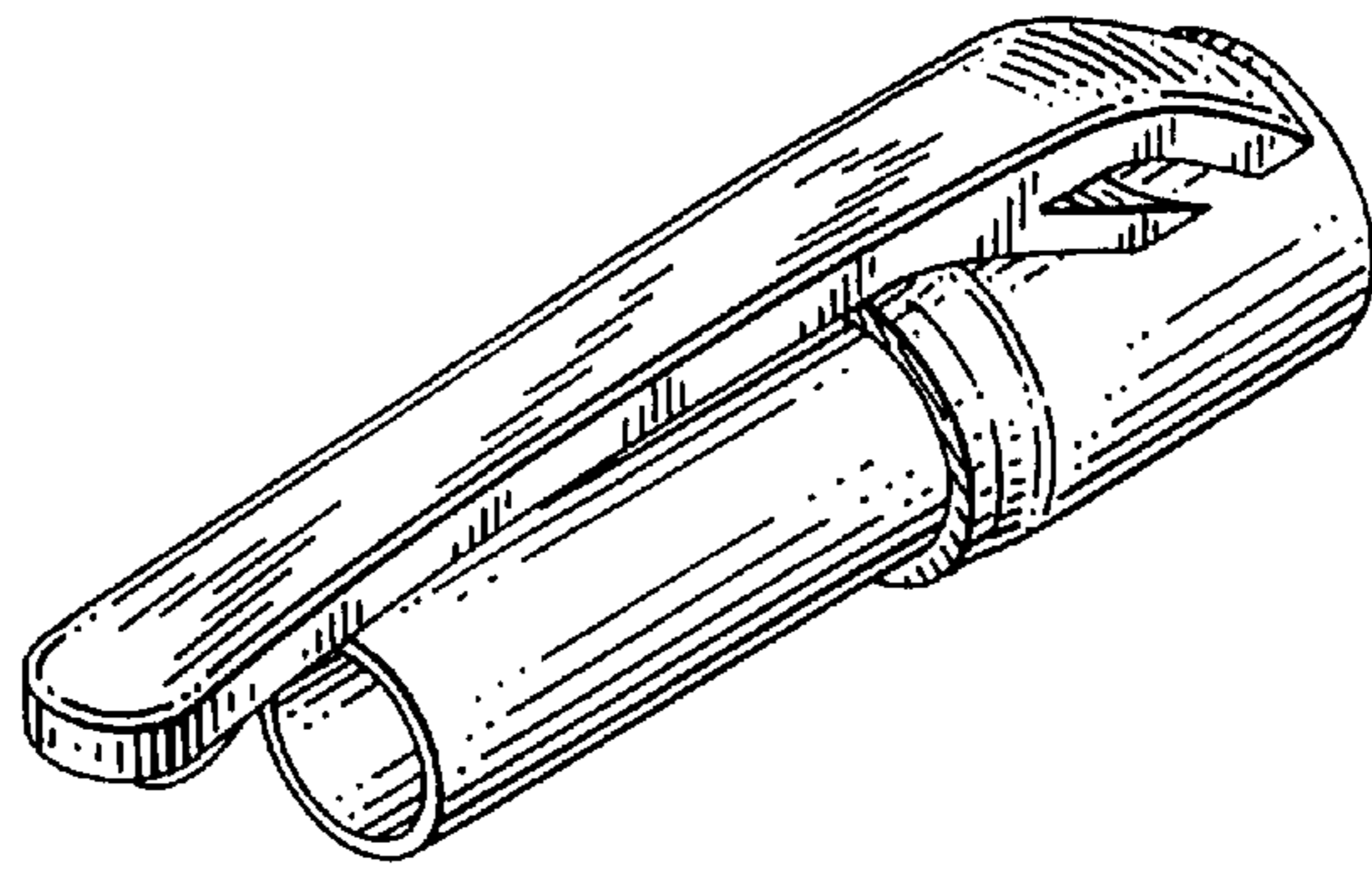


FIG. 2




FIG. 4

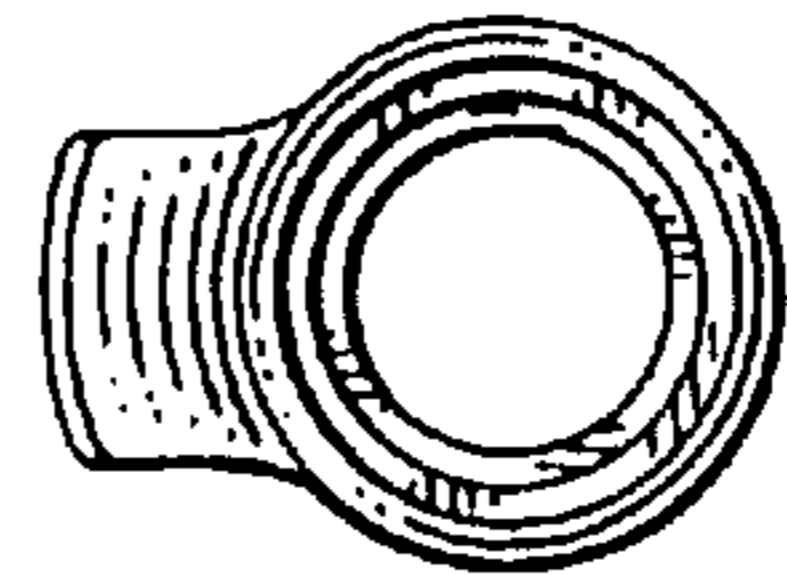


FIG. 3




FIG. 5

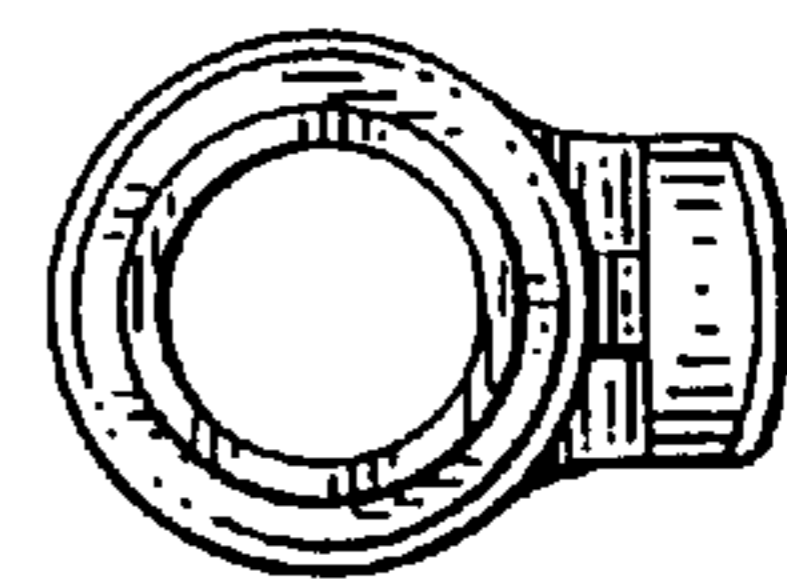


FIG. 6

