



US00D455175S

(12) **United States Design Patent**
Hu

(10) **Patent No.:** **US D455,175 S**

(45) **Date of Patent:** **** Apr. 2, 2002**

(54) **HIGHLIGHTER**

(75) Inventor: **Cho-Kai Hu, Shin-Tien (TW)**

(73) Assignee: **Pro Eton Corporation, Shin-Tien (TW)**

(**) Term: **14 Years**

(21) Appl. No.: **29/146,330**

(22) Filed: **Aug. 9, 2001**

(51) **LOC (7) Cl.** **19-06**

(52) **U.S. Cl.** **D19/43; D19/51; D19/47; D19/56**

(58) **Field of Search** D19/35, 36, 41-51, D19/53-58, 81-85; 401/202, 213, 243, 244, 245, 246, 247, 262, 292

(56) **References Cited**

U.S. PATENT DOCUMENTS

- 3,345,674 A * 10/1967 De Groft 401/198
- 3,424,539 A * 1/1969 Jenkins 401/292
- D270,843 S * 10/1983 Itoh D19/51

- D332,283 S * 1/1993 Voorhees D19/51
- D358,167 S * 5/1995 Herbst et al. D19/48
- D378,761 S * 4/1997 Sekine D19/48
- D401,278 S * 11/1998 Hu D19/43 X
- D423,576 S * 4/2000 Stevens et al. D19/43

* cited by examiner

Primary Examiner—Martie K. Holtje

(74) *Attorney, Agent, or Firm*—Bacon & Thomas, PLLC

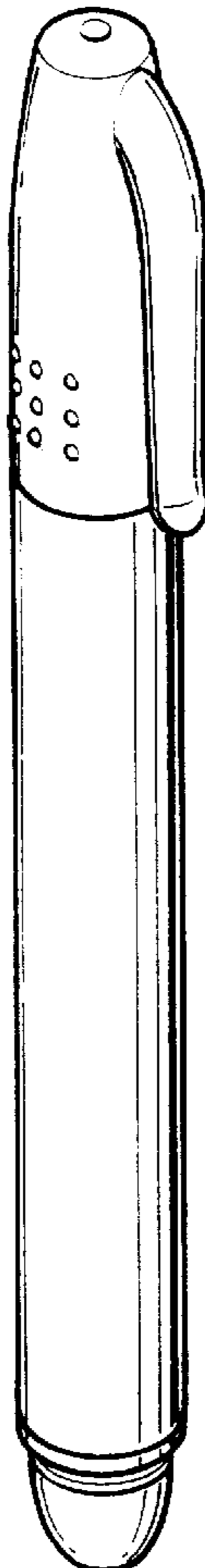
(57) **CLAIM**

The ornamental design for a highlighter, as shown and described.

DESCRIPTION

FIG. 1 is a left side perspective view of a highlighter etc. showing my new design;
 FIG. 2 is a front view thereof;
 FIG. 3 is a rear view thereof;
 FIG. 4 is a left side view thereof;
 FIG. 5 is a right side view thereof;
 FIG. 6 is a top view thereof; and,
 FIG. 7 is a bottom view thereof.

1 Claim, 4 Drawing Sheets






FIG. 1




FIG. 2




FIG. 3




FIG. 4




FIG. 5




FIG. 6



FIG. 7