



US00D455174S

(12) **United States Design Patent**
Traut et al.

(10) **Patent No.:** **US D455,174 S**

(45) **Date of Patent:** **** Apr. 2, 2002**

(54) **CAPPED TWO PIECE PEN**

D446,813 S * 8/2001 Yoon D19/43
D448,047 S * 9/2001 Lewis, Jr. D19/47

(75) Inventors: **Conrad Stanley Traut**, Orange;
Charles Richard Lewis, Jr., Palo Alto;
John Smith, San Francisco, all of CA
(US)

* cited by examiner

Primary Examiner—Martie K. Holtje

(74) *Attorney, Agent, or Firm*—Oppenheimer Wolff &
Donnelly, LLP

(73) Assignee: **Avery Dennison Corporation**,
Pasadena, CA (US)

(57) **CLAIM**

(**) Term: **14 Years**

The ornamental design for a capped two piece pen, as shown
and described.

(21) Appl. No.: **29/145,581**

DESCRIPTION

(22) Filed: **Jul. 25, 2001**

(51) **LOC (7) Cl.** **19-06**

(52) **U.S. Cl.** **D19/43; D19/47; D19/55;**
D19/56; D19/57

(58) **Field of Search** D19/35, 36, 41–51,
D19/53–58, 81–85; 401/98, 202, 209, 213,
234, 243–247, 262, 6, 7, 88, 107

FIG. 1 is a front elevational view of our design;
FIG. 2 is a right elevational view of our design, with the left
elevational view being a mirror image thereof;
FIG. 3 is a rear elevational view of our design;
FIG. 4 is a bottom view of our design;
FIG. 5 is a top view of our design;
FIG. 6 is a right side elevational view in an exploded
condition, the left side being a mirror image thereof;
FIG. 7 is a bottom view of the cap member shown separately
for ease of illustration; and,
FIG. 8 is a bottom view of the pen body portion shown with
the cap member removed for ease of illustration.
The writing tip depicted by means of broken lines in FIGS.
6 and 8 has been shown for illustrative purposes only and
forms no part of the claimed design.

(56) **References Cited**

U.S. PATENT DOCUMENTS

- 2,479,414 A * 8/1949 Sanbonmatsu 401/234 X
- D397,150 S * 8/1998 Izushima D19/51
- D407,436 S * 3/1999 Chevalier et al. D19/43
- D425,124 S * 5/2000 Chen D19/57
- D426,572 S * 6/2000 Salemme et al. D19/47
- D430,212 S * 8/2000 Keda D19/57

1 Claim, 2 Drawing Sheets




FIG. 1

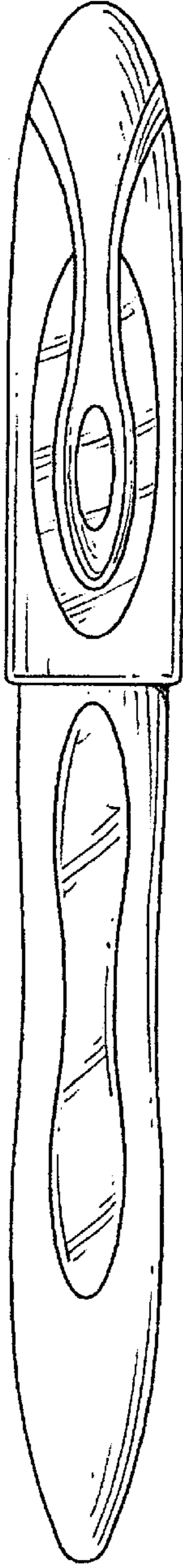


FIG. 4

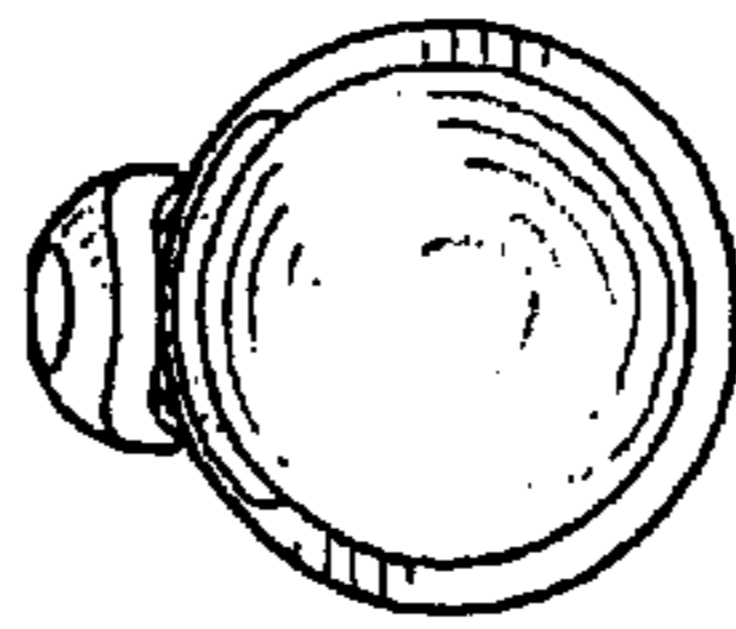


FIG. 2




FIG. 5

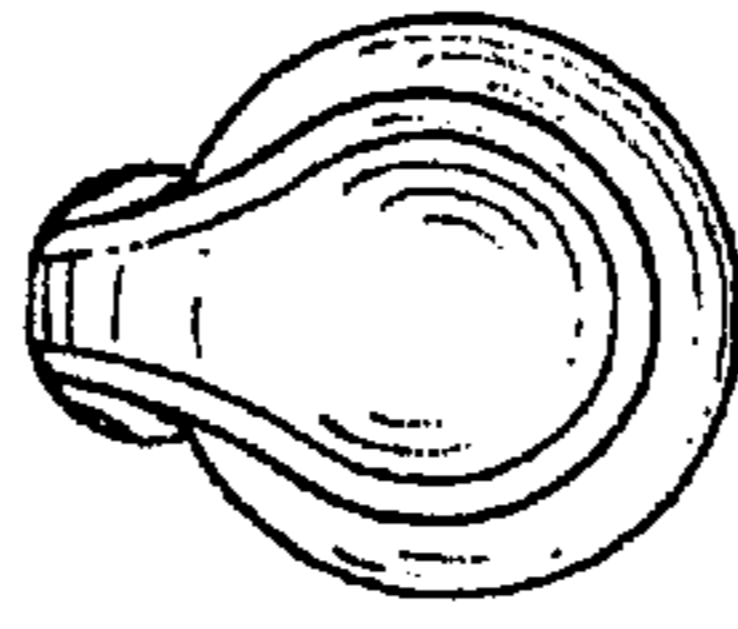


FIG. 3

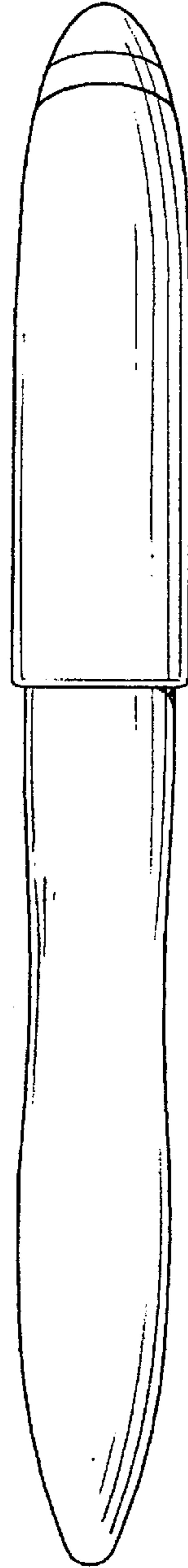


FIG. 6

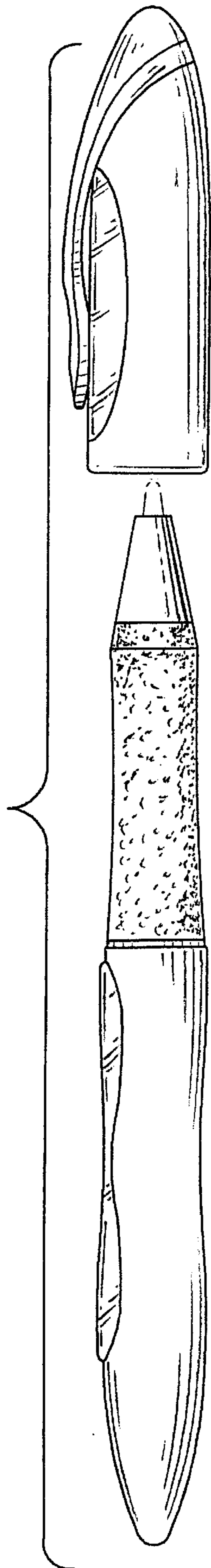


FIG. 7

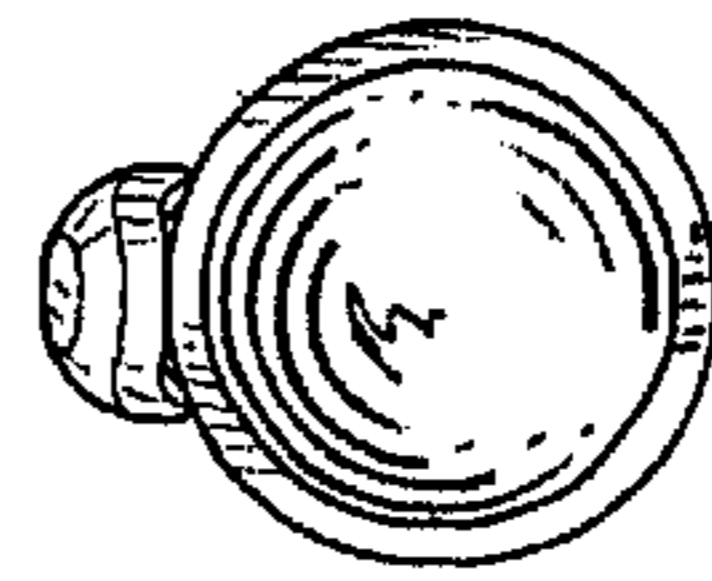


FIG. 8

