



US00D455153S

(12) **United States Design Patent**
Gant et al.

(10) **Patent No.:** **US D455,153 S**

(45) **Date of Patent:** **** Apr. 2, 2002**

(54) **FRONT PANEL FOR AN ELECTRICAL APPLIANCE**

D333,134 S * 2/1993 Aderman D14/445

* cited by examiner

(75) Inventors: **Scott R. Gant; Ty S. Rarick**, both of Houston; **Keith J. Kuehn**, Spring, all of TX (US)

Primary Examiner—Freda Nunn

(74) *Attorney, Agent, or Firm*—Fletcher, Yoder & Van Someren

(73) Assignee: **Compaq Computer Corporation**, Houston, TX (US)

(57) **CLAIM**

(**) Term: **14 Years**

The ornamental design for a front panel for an electrical appliance, as shown and described.

(21) Appl. No.: **29/134,619**

DESCRIPTION

(22) Filed: **Dec. 22, 2000**

FIG. 1 is a front perspective view of a front panel for an electrical appliance in accordance with our design;

(51) **LOC (7) Cl.** **14-02**

FIG. 2 is a front elevational view thereof;

(52) **U.S. Cl.** **D14/445**

FIG. 3 is a top view thereof, the bottom view being a mirror image of the top view;

(58) **Field of Search** D14/441-446, D14/257, 258; D13/162, 184, 199; 312/223.1-223.3; 361/686

FIG. 4 is a left side view thereof; and,

FIG. 5 is a right side view.

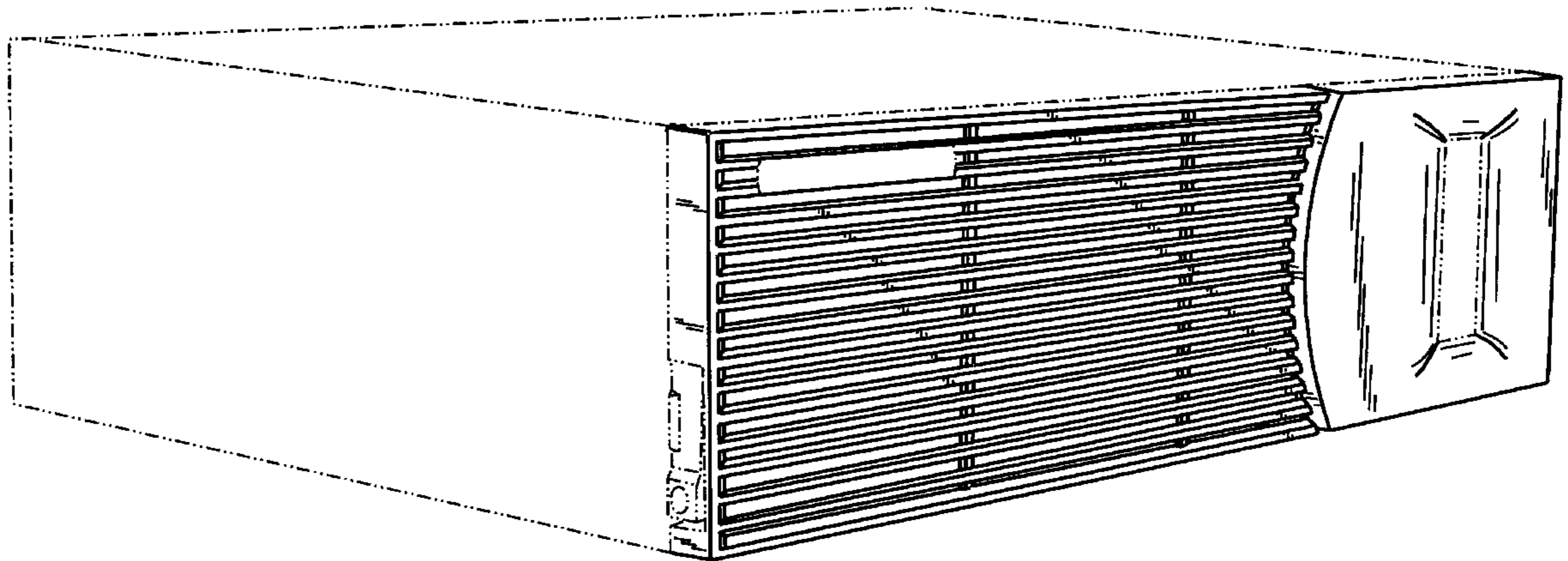
(56) **References Cited**

The broken lines provided in the above views are used to indicate environmental structure and form no part of the design.

U.S. PATENT DOCUMENTS

D314,568 S * 2/1991 Martin D14/445

1 Claim, 2 Drawing Sheets



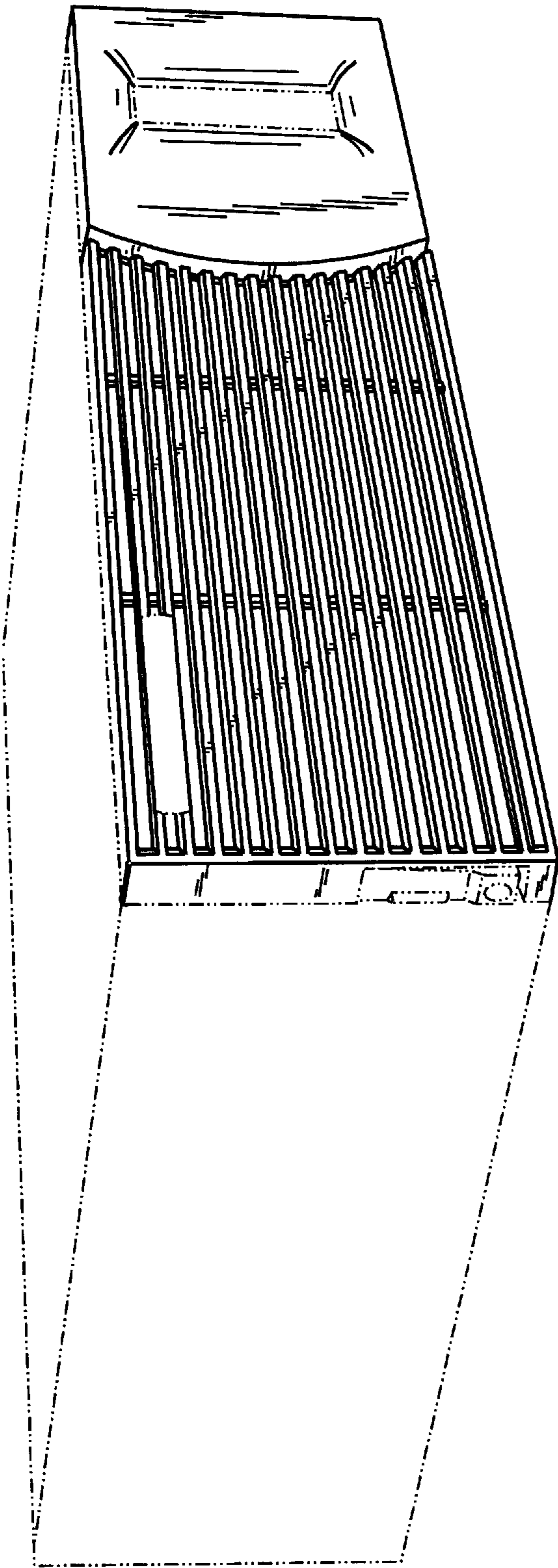


FIG. 1

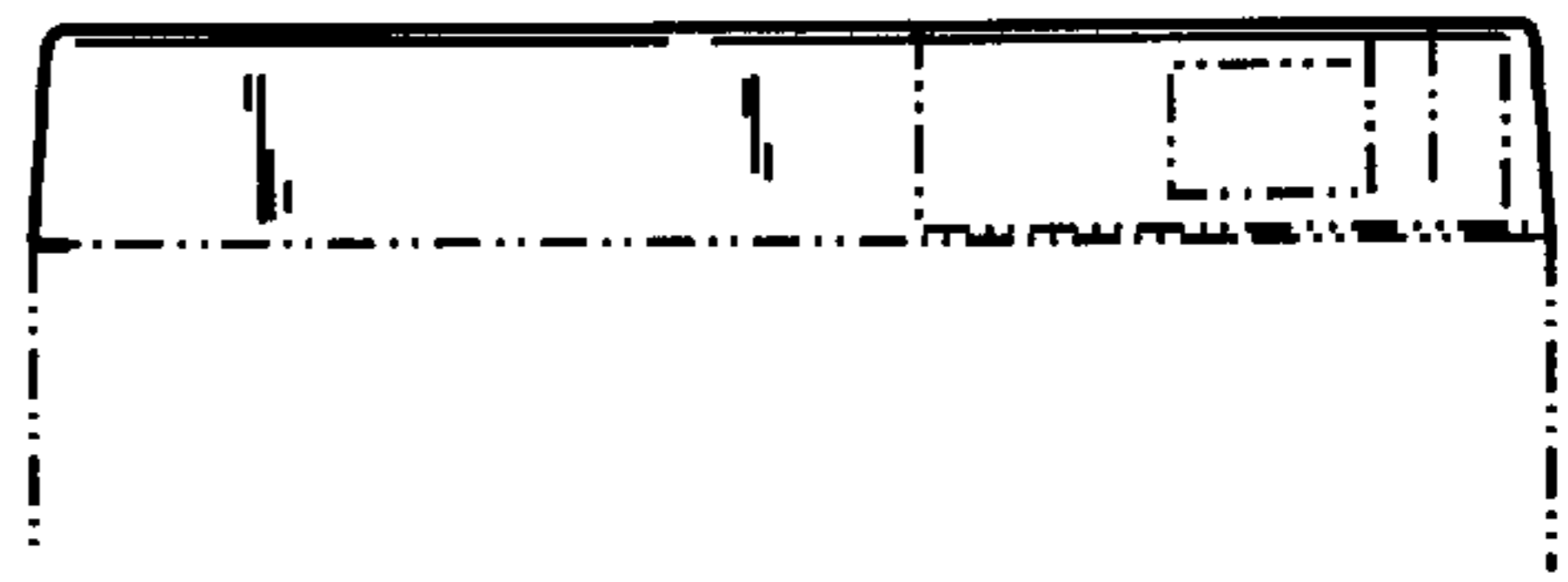


FIG. 4




FIG. 5

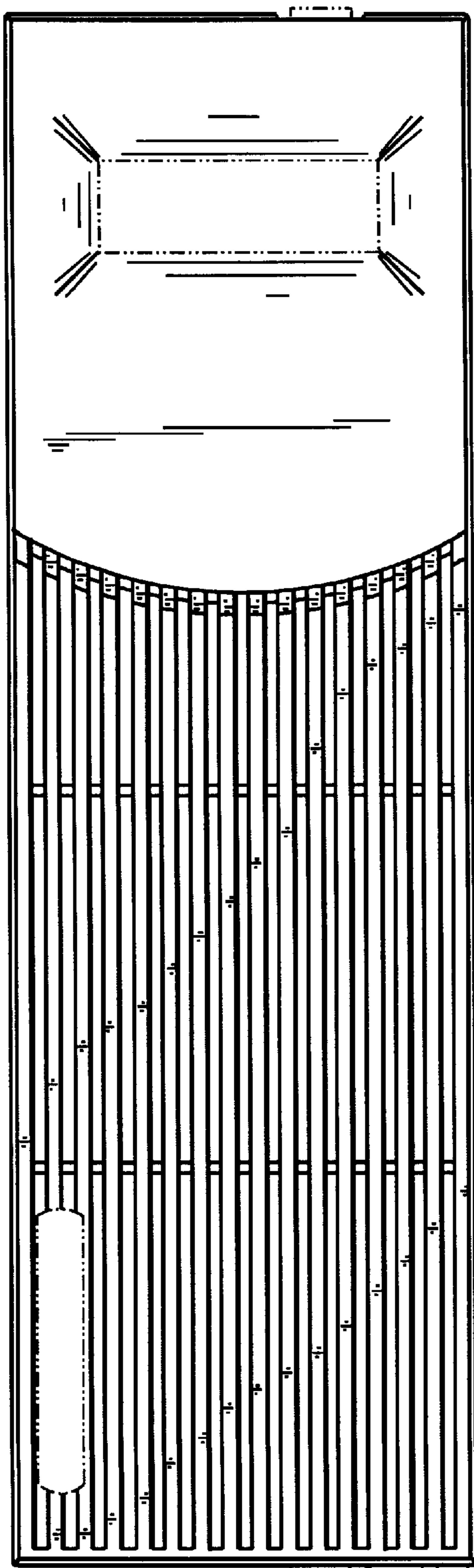


FIG. 2




FIG. 3