



US00D455137S

(12) **United States Design Patent**  
**Wang**

(10) **Patent No.:** **US D455,137 S**

(45) **Date of Patent:** **\*\* Apr. 2, 2002**

(54) **MOBILE PHONE**

(75) **Inventor:** **Herr Wang, Kunsan (CN)**

(73) **Assignee:** **Hon Hai Precision Ind. Co., Ltd.,  
Taipei Hsien (TW)**

(\*\*) **Term:** **14 Years**

(21) **Appl. No.:** **29/145,370**

(22) **Filed:** **Jul. 20, 2001**

(30) **Foreign Application Priority Data**

Jun. 13, 2001 (TW) ..... 090303932

(51) **LOC (7) Cl. .... 14-03**

(52) **U.S. Cl. .... D14/138**

(58) **Field of Search** ..... D14/137, 138,  
D14/218, 147-148, 247-248, 144, 341-347;  
379/433.01-433.13, 419, 434, 428.01-428.04,  
420.01-420.04, 440; 445/550-575, 90

(56) **References Cited**

**U.S. PATENT DOCUMENTS**

D275,754 S	*	10/1984	Matsuda et al. ....	D14/218
D313,413 S	*	1/1991	Langton .....	D14/138
5,151,946 A	*	9/1992	Martensson .....	455/550
D363,483 S	*	10/1995	Tanaka .....	D14/138
D373,765 S	*	9/1996	Pellicoli .....	D14/138
D381,020 S	*	7/1997	Harden et al. ....	D14/138

D385,554 S	*	10/1997	Nuovo et al. ....	D14/138
D390,555 S	*	2/1998	Finke-Anlauff .....	D14/138
D407,399 S	*	3/1999	Frye et al. ....	D14/138
D408,813 S	*	4/1999	Prior .....	D14/138
D410,000 S	*	5/1999	Nuovo .....	D14/138
5,956,625 A	*	9/1999	Hansen et al. ....	455/90
D430,128 S	*	8/2000	Hino et al. ....	D14/138
D435,248 S	*	12/2000	Su .....	D14/138
D436,102 S	*	1/2001	Wu .....	D14/248
6,208,874 B1	*	3/2001	Rudisill et al. ....	455/550
D445,409 S	*	7/2001	Segers .....	D14/138
2001/0009847 A1	*	7/2001	Klm et al. ....	455/90

\* cited by examiner

*Primary Examiner*—Jeffrey Asch

(74) *Attorney, Agent, or Firm*—Wei Te Chung

(57) **CLAIM**

The ornamental design for a mobile phone, as shown.

**DESCRIPTION**

FIG. 1 is a perspective view of a phone showing my new design;

FIG. 2 is a front elevational view thereof;

FIG. 3 is a rear elevational view thereof;

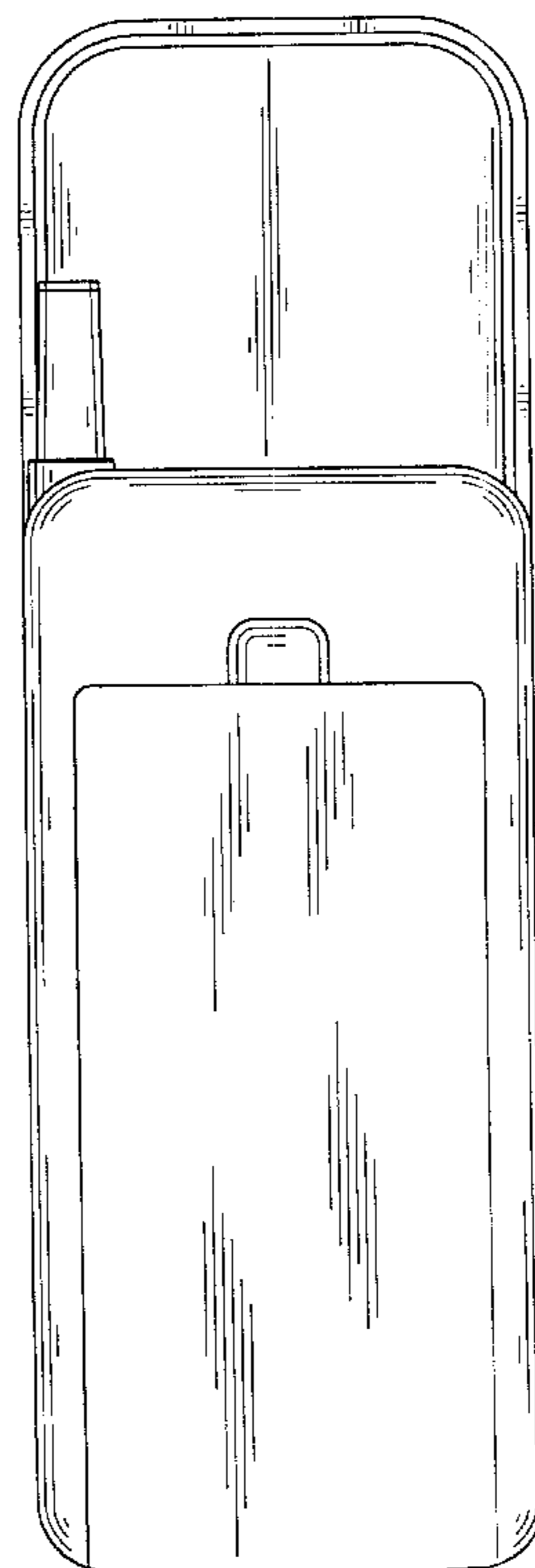
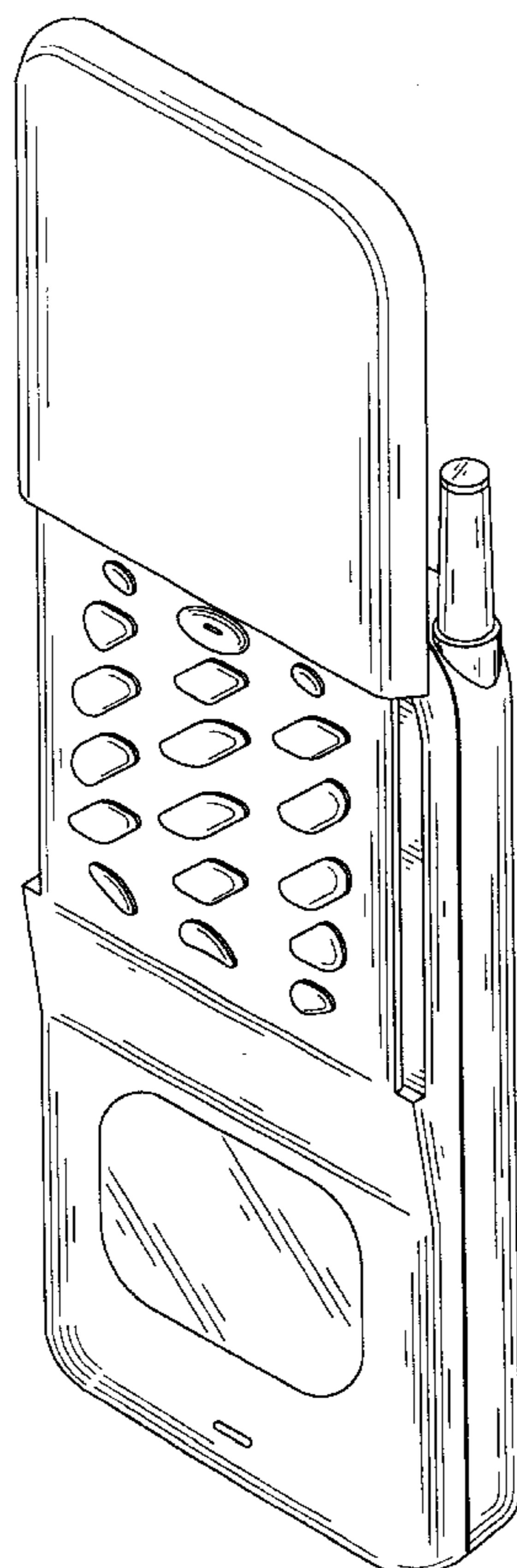
FIG. 4 is a left side elevational view thereof;

FIG. 5 is a right side elevational view thereof;

FIG. 6 is a top plan view thereof; and,

FIG. 7 is a bottom plan view thereof.

**1 Claim, 5 Drawing Sheets**



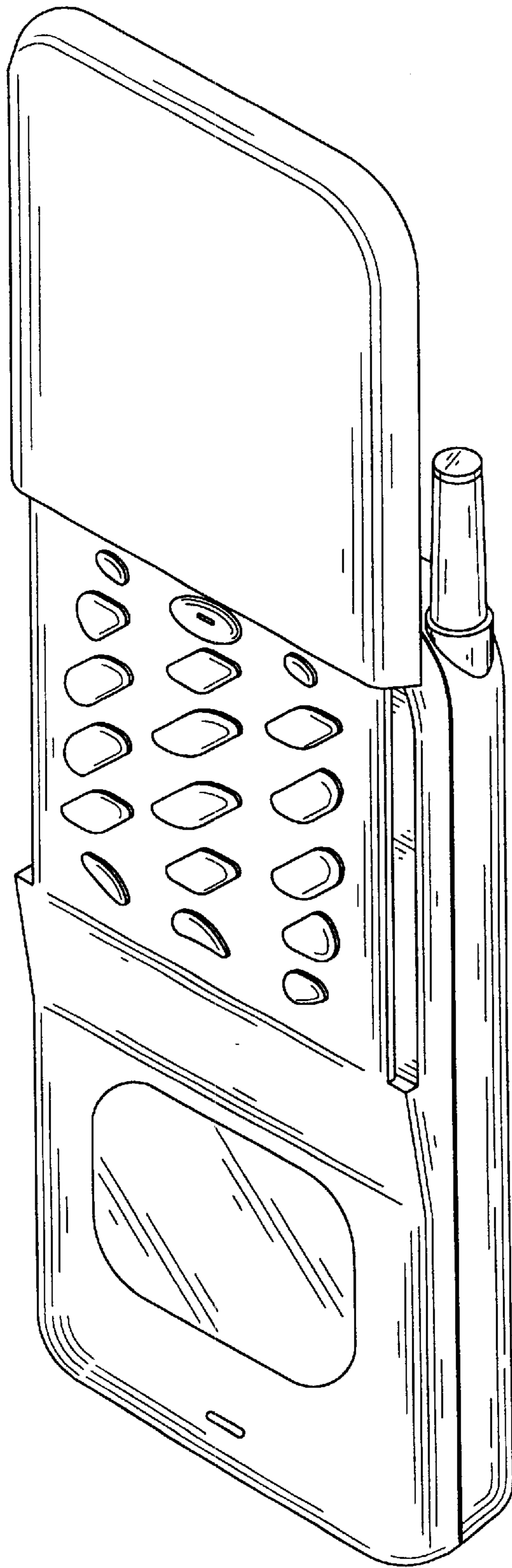


FIG. 1

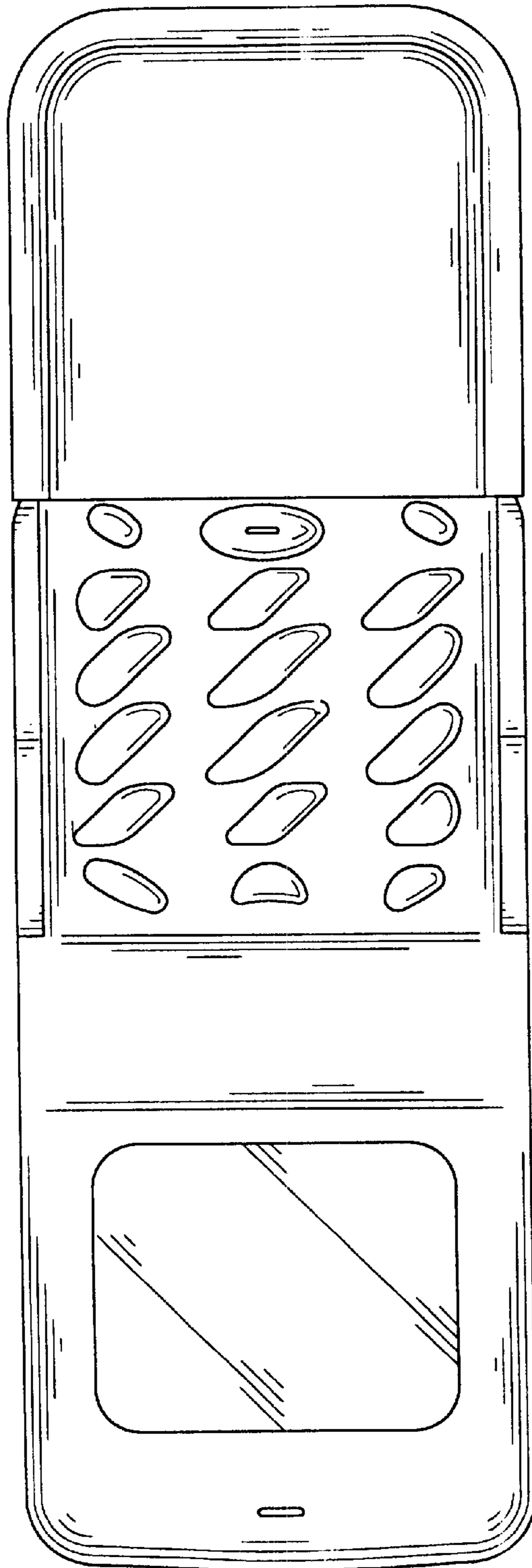


FIG. 2

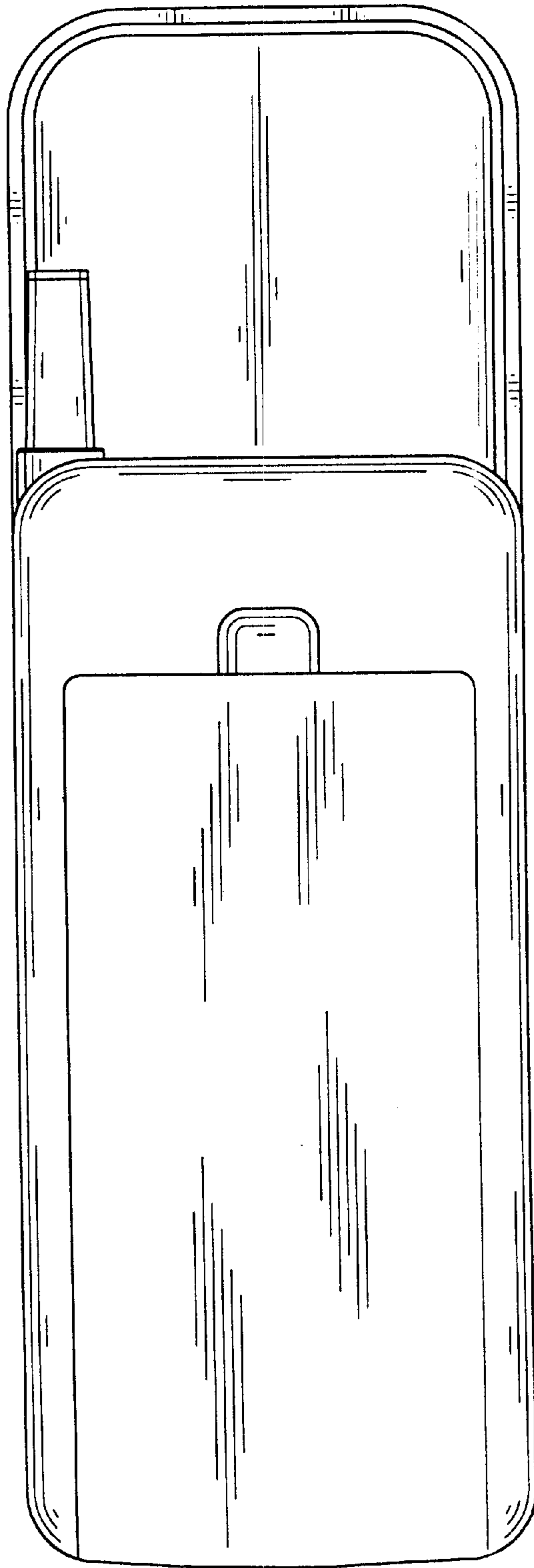


FIG. 3

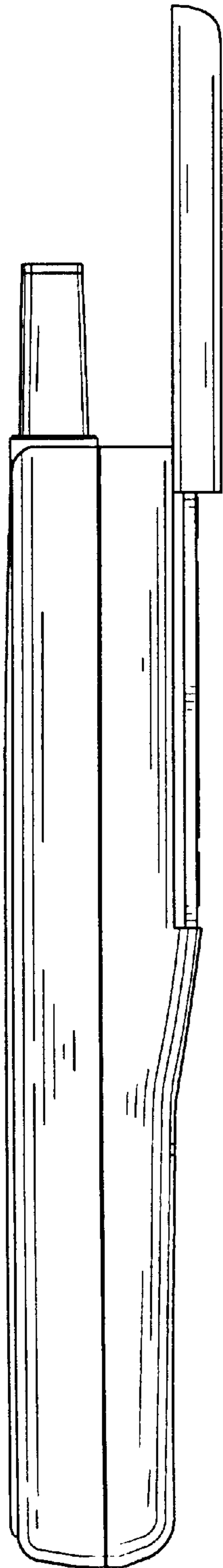


FIG. 4

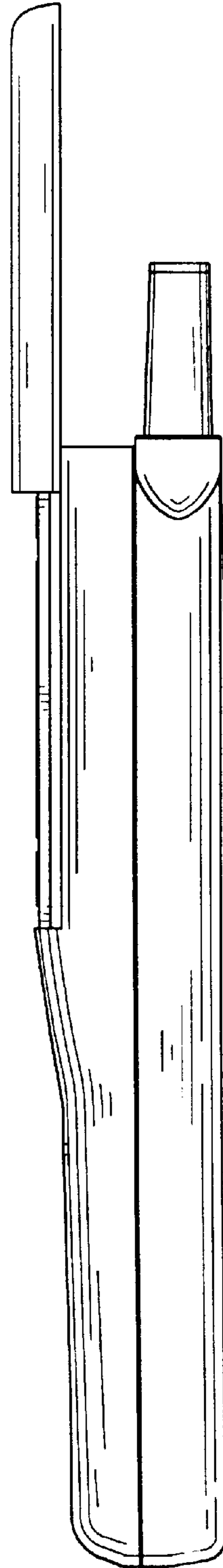


FIG. 5




FIG. 6




FIG. 7