



US00D455130S

(12) **United States Design Patent**
Skaff et al.

(10) **Patent No.:** **US D455,130 S**

(45) **Date of Patent:** **** Apr. 2, 2002**

(54) **INTERIOR ROOF MOUNTED VIDEO SYSTEM**

(75) Inventors: **Robert Skaff**, Exeter; **Steven Carmichael**, Raymond; **Stephen Drelick**, Plaistow, all of NH (US)

(73) Assignee: **Decatur Electronics, Inc.**, Decatur, IL (US)

(**) Term: **14 Years**

(21) Appl. No.: **29/143,893**

(22) Filed: **Jun. 21, 2001**

(51) **LOC (7) Cl.** **14-03**

(52) **U.S. Cl.** **D14/126; D14/129**

(58) **Field of Search** **D14/125-136, D14/239; D12/415, 418, 345; 296/37.1, 37.7, 37.8, 70; 224/311, 539; 180/90; 312/7.2; 340/995; 345/504, 905**

(56) **References Cited**

U.S. PATENT DOCUMENTS

- D260,507 S * 9/1981 Kosugi et al. D12/418
- D282,733 S * 2/1986 Giavazzi D12/418
- D295,042 S * 4/1988 Steventon et al. D12/345
- 4,787,040 A * 11/1988 Ames 345/504

- 4,843,477 A * 6/1989 Mizutani 312/7.2
- 4,983,951 A * 1/1991 Igarashi et al. 340/995
- 5,362,144 A * 11/1994 Shioya 312/7.2
- 5,469,298 A * 11/1995 Suman 296/37.7
- D413,856 S * 9/1999 Scribner D14/132

* cited by examiner

Primary Examiner—Raphael Barkai

(74) *Attorney, Agent, or Firm*—Knechtel, Demeur & Samlan

(57) **CLAIM**

We claim the ornamental design for an interior roof mounted video system, as shown and described.

DESCRIPTION

FIG. 1 is a perspective view for an interior roof mounted video system showing our new design thereof; FIG. 2 is a front end view thereof; FIG. 3 is a rear end view thereof; FIG. 4 is a left side elevational view thereof; FIG. 5 is a right side elevational view thereof; and, FIG. 6 is a bottom view thereof.

The broken line showing the interior roof design of a vehicle and other design on the interior roof of the vehicle is for illustrative purposes only and forms no part of the claimed design.

1 Claim, 2 Drawing Sheets

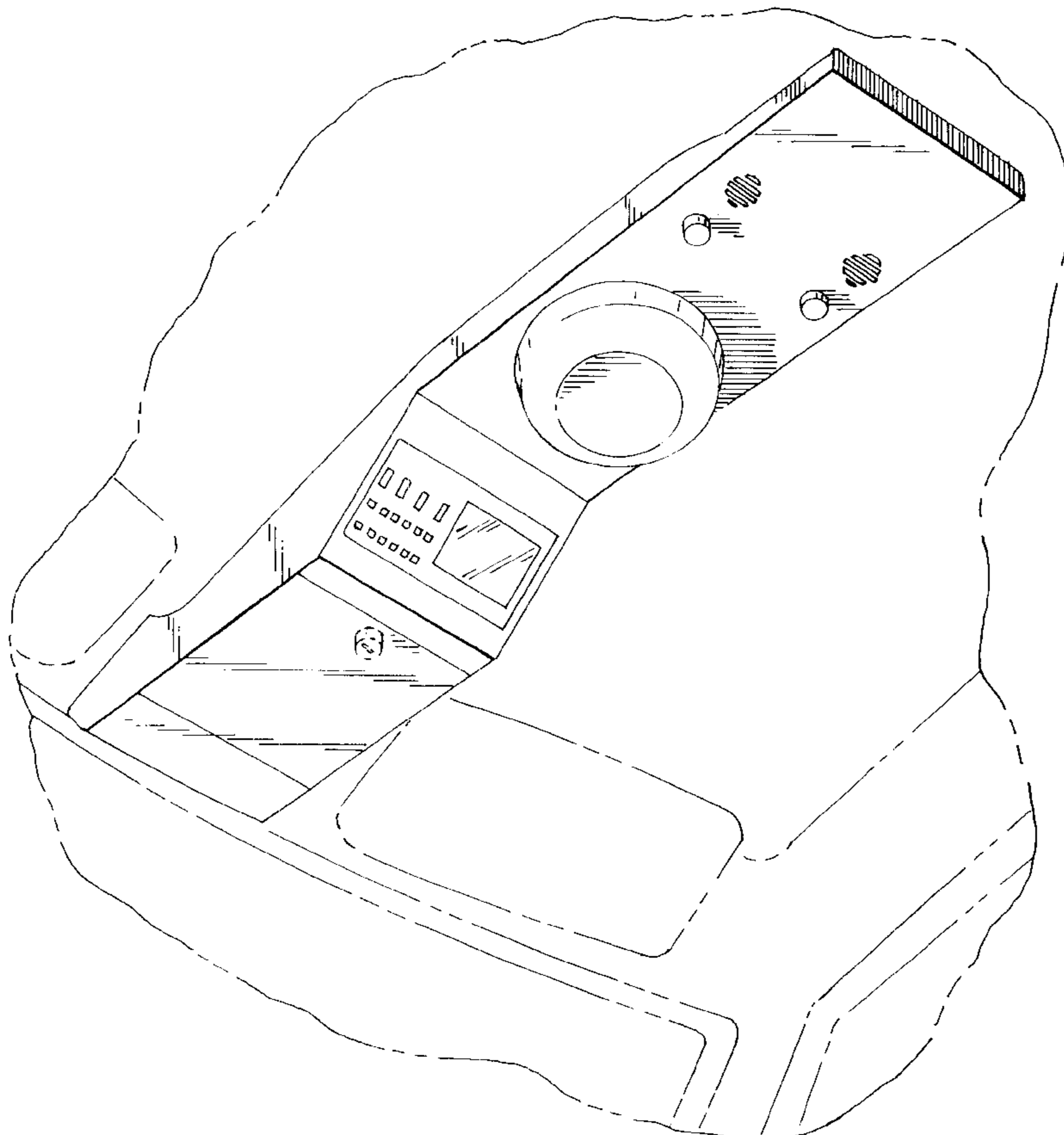


FIG. 1

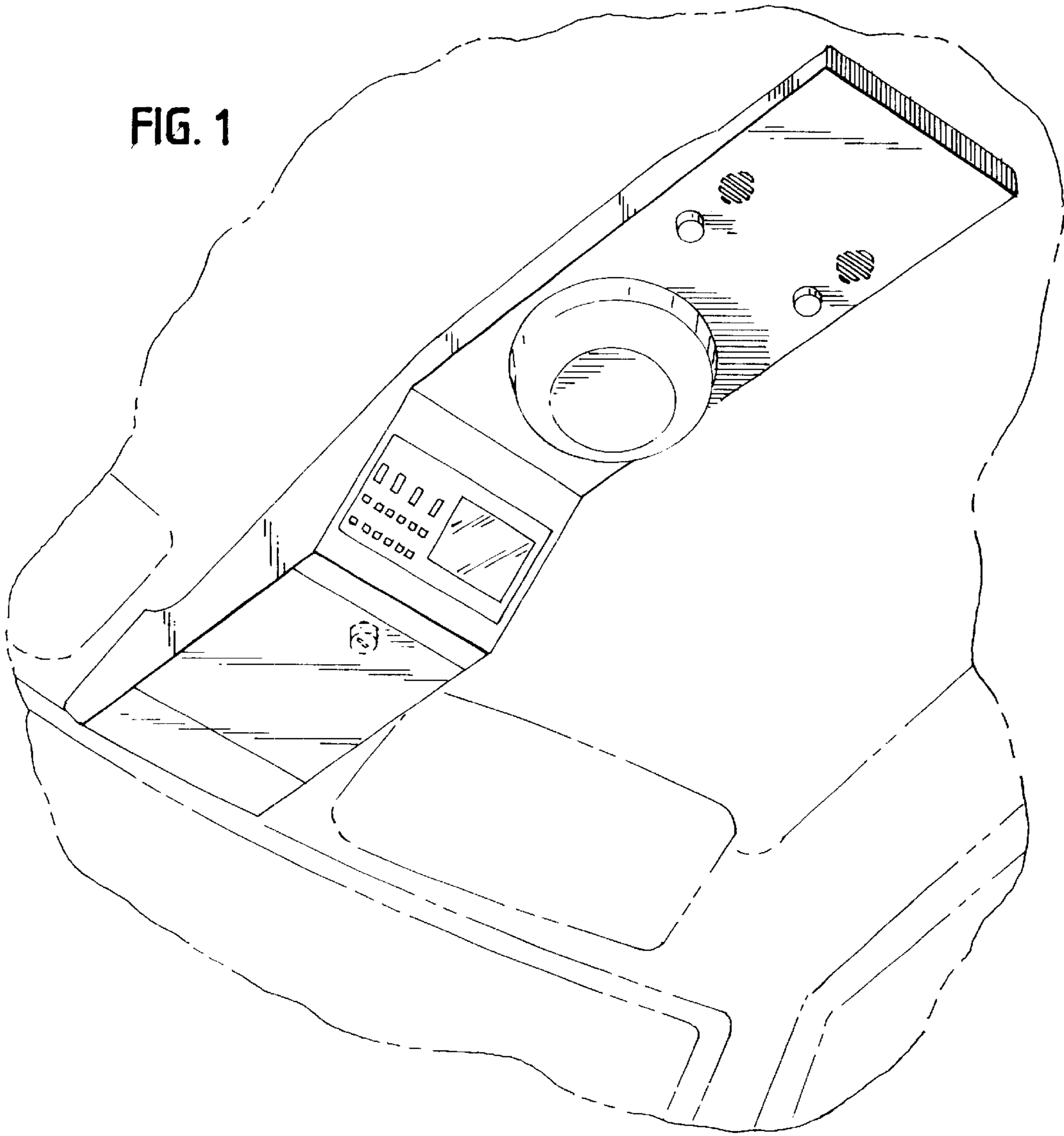


FIG. 2

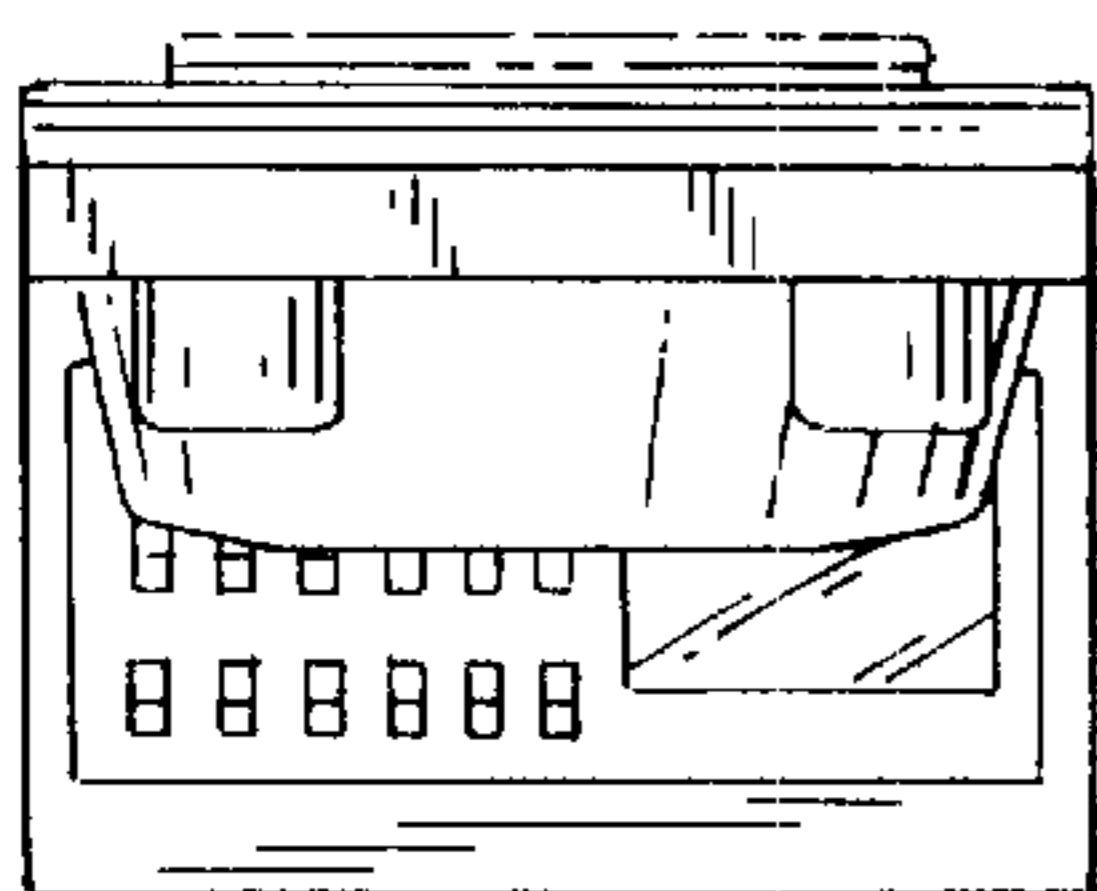


FIG. 3

