



US00D455118S

(12) **United States Design Patent**  
**Oliver**

(10) **Patent No.:** **US D455,118 S**

(45) **Date of Patent:** **\*\* Apr. 2, 2002**

(54) **TIRE TREAD**

(75) Inventor: **Jane Kathleen Oliver**, Pelzer, SC (US)

(73) Assignee: **Michelin Recherche et Technique S.A.**  
(CH)

(\*\*) Term: **14 Years**

(21) Appl. No.: **29/142,421**

(22) Filed: **May 24, 2001**

(51) **LOC (7) Cl.** ..... **12-15**

(52) **U.S. Cl.** ..... **D12/580**

(58) **Field of Search** ..... D12/580, 586,  
D12/587, 590, 592, 593, 594, 595, 596,  
597, 598, 600, 601, 602, 603; 152/209.1,  
209.9, 209.13, 209.18, 209.19, 209.27

(56) **References Cited**

**U.S. PATENT DOCUMENTS**

D312,231 S	*	11/1990	Guspodin	.....	D12/586
D347,413 S		5/1994	Manestar	.....	D12/147
D348,423 S		7/1994	Himuro et al.	.....	D12/146
D371,096 S		6/1996	Manestar	.....	D12/146
D381,945 S		8/1997	Manestar	.....	D12/147
D388,372 S	*	12/1997	Brown et al.	.....	D12/586
D399,799 S		10/1998	Dunlap et al.	.....	D12/147

**FOREIGN PATENT DOCUMENTS**

DE M 93 09 350 \* 4/1994

**OTHER PUBLICATIONS**

Cooper Trendsetter A/W Tire, 2000 Tread Design Guide, Jan. 2000, p. 22. 2/2.\*

Cordovan PR812 Tire, 2000 Tread Design Guide, Jan. 2000, p. 23. 3/2.\*

Firestone Wilderness at Tire, 2000 Tread Design Guide, Jan. 2000, p. 31. 2/2.\*

National Chaparral A/T Tire, 2000 Tread Design Guide, Jan. 2000, p. 105. 4/5.\*

Tread Design Guide, 1991, pp. 137, Stratton All Season King Stl. Rad.

Tread Design Guide, 1991, pp. 49, Multi-Mile Classic IV.

Tread Design Guide, 1997, pp. 68, Sigma PR812.

Tread Design Guide, 2000, pp. 79, BFGoodrich Trail T/A.

Tread Design Guide, 2000, pp. 85, Dean Trailcat A/S P-Metric.

Tread Design Guide, 2000, pp. 95, Hood All Season King.

\* cited by examiner

*Primary Examiner*—Robert M. Spear

(74) *Attorney, Agent, or Firm*—Martin Farrell; Robert R. Reed; Alan A. Csontos

(57) **CLAIM**

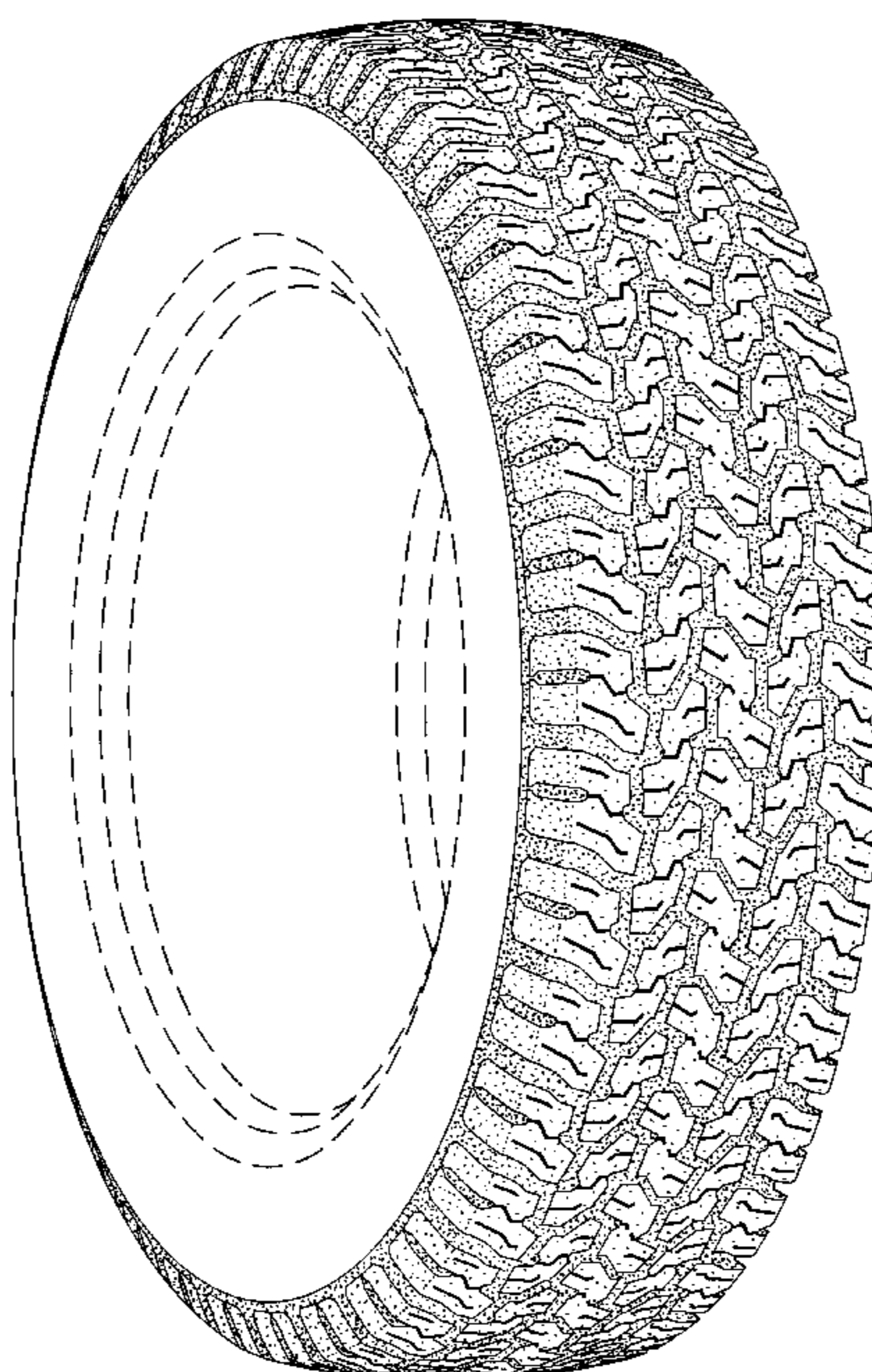
The ornamental design for a tire tread, as shown and described.

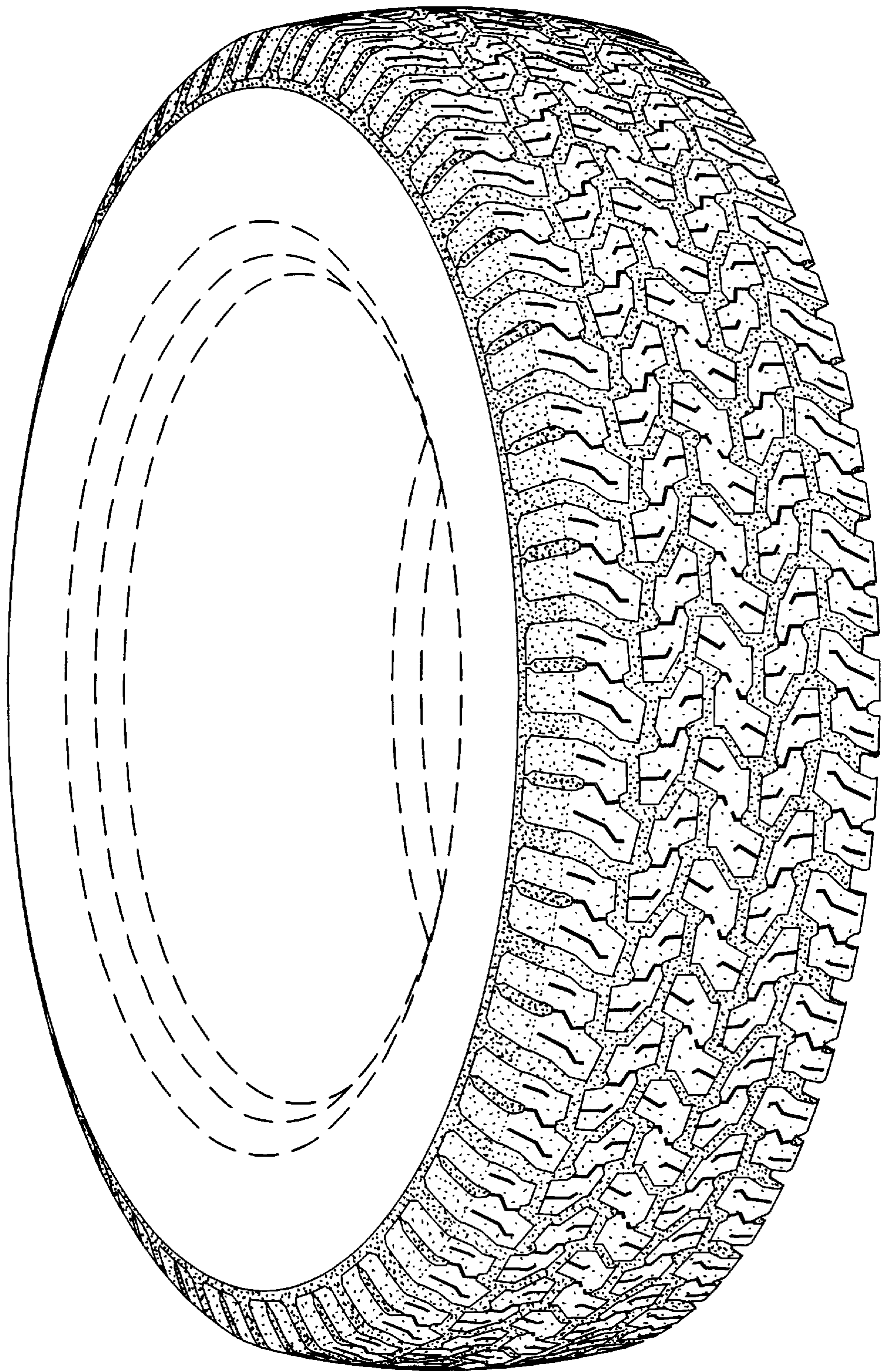
**DESCRIPTION**

FIG. 1 is a perspective view of a tire tread showing my new design, it being understood that a tread pattern is repeated over the outer circumference and should of a tire, the opposite site perspective view being identical thereto; and, FIG. 2 is a enlarged fragmentary front elevation view of the tread pattern of FIG. 1 thereof.

In the drawings, the dark stippled surface shading represents the recessed portion of the tread grooves, having a depth as best shown along the right edge of FIG. 1. The broken line showing of a tire sidewall and inner bead is for illustrative purposes and forms no part of the claimed design.

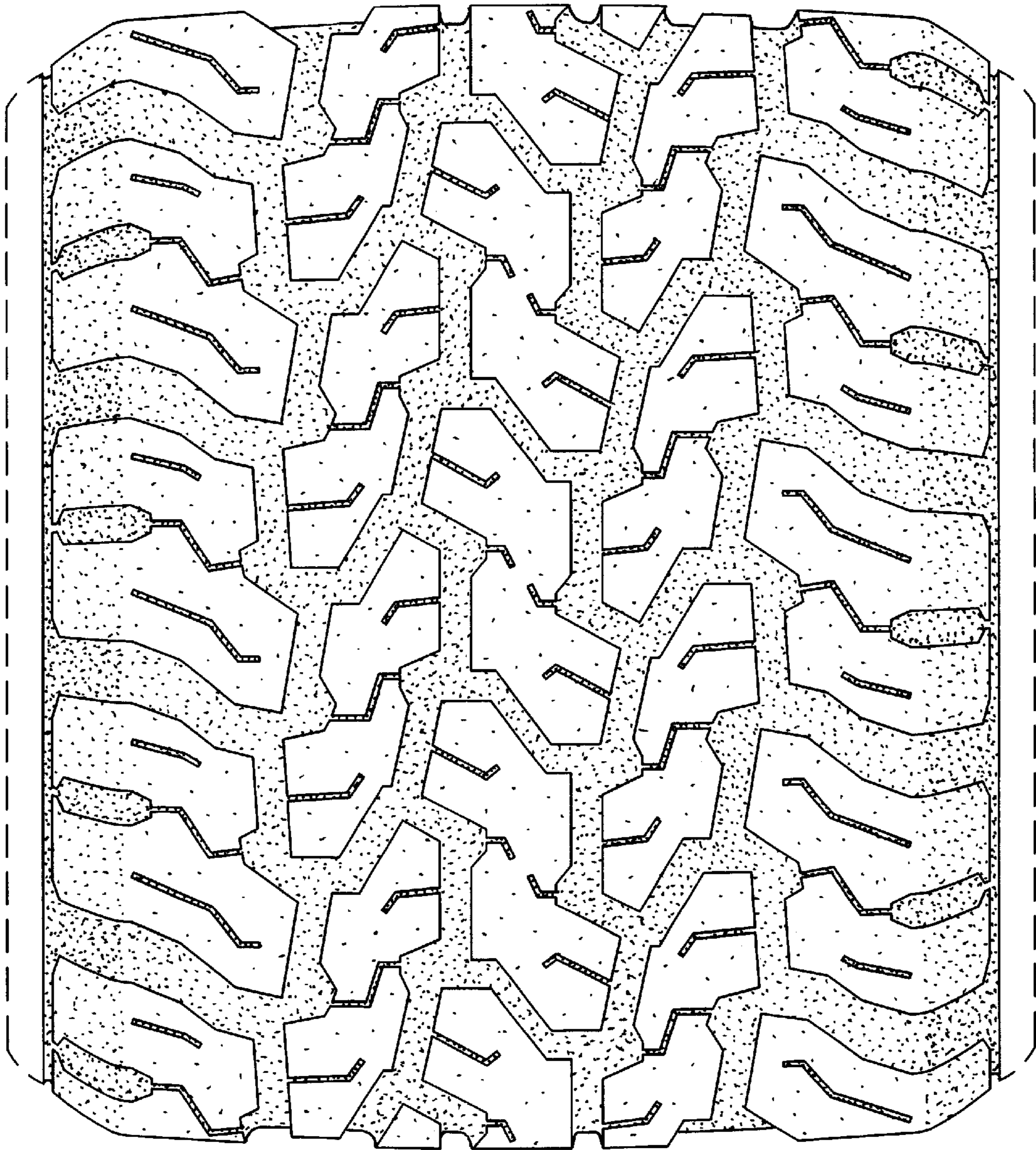
**1 Claim, 2 Drawing Sheets**





*Fig. 1*





*Fig. 2*