



US00D455111S

(12) **United States Design Patent**
McBride

(10) **Patent No.:** **US D455,111 S**

(45) **Date of Patent:** **** Apr. 2, 2002**

(54) **ANCHOR TIE FOR BOATS**

5,445,482 A * 8/1995 Davis 114/218 X

(76) Inventor: **John McBride**, Rte. 3 Bix 33330,
Winnsboro, TX (US) 75494

* cited by examiner

(**) Term: **14 Years**

Primary Examiner—Kay H. Chin

(74) *Attorney, Agent, or Firm*—Goldstein Law Offices, P.C.

(21) Appl. No.: **29/127,649**

(57) **CLAIM**

(22) Filed: **Aug. 9, 2000**

The ornamental design for an anchor tie for boats, as shown and described.

(51) **LOC (7) Cl.** **12-06**

DESCRIPTION

(52) **U.S. Cl.** **D12/317; D8/356**

FIG. 1 is a front elevational view of an anchor tie for boats, the rear elevational view being a mirror image of the front view.

(58) **Field of Search** D12/300–318,
D12/215; D8/356, 382; 114/218

FIG. 2 is a top plan view thereof.

(56) **References Cited**

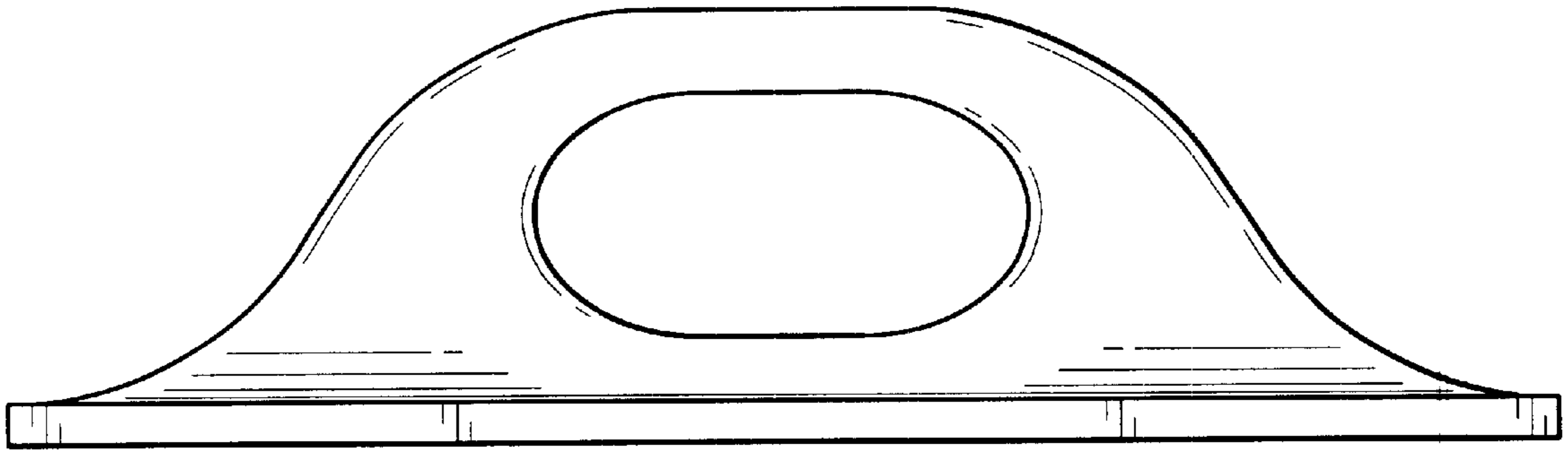
U.S. PATENT DOCUMENTS

- 3,905,322 A * 9/1975 Peterman et al. 114/218
- 4,147,122 A * 4/1979 Merry 114/218
- 4,297,962 A * 11/1981 Johnson, Jr. 114/218
- D300,721 S * 4/1989 Whitley, II D8/356

FIG. 3 is a bottom plan view thereof; and,

FIG. 4 is a left side elevational view thereof, the right side elevational view being a mirror image of the left side view.

1 Claim, 1 Drawing Sheet



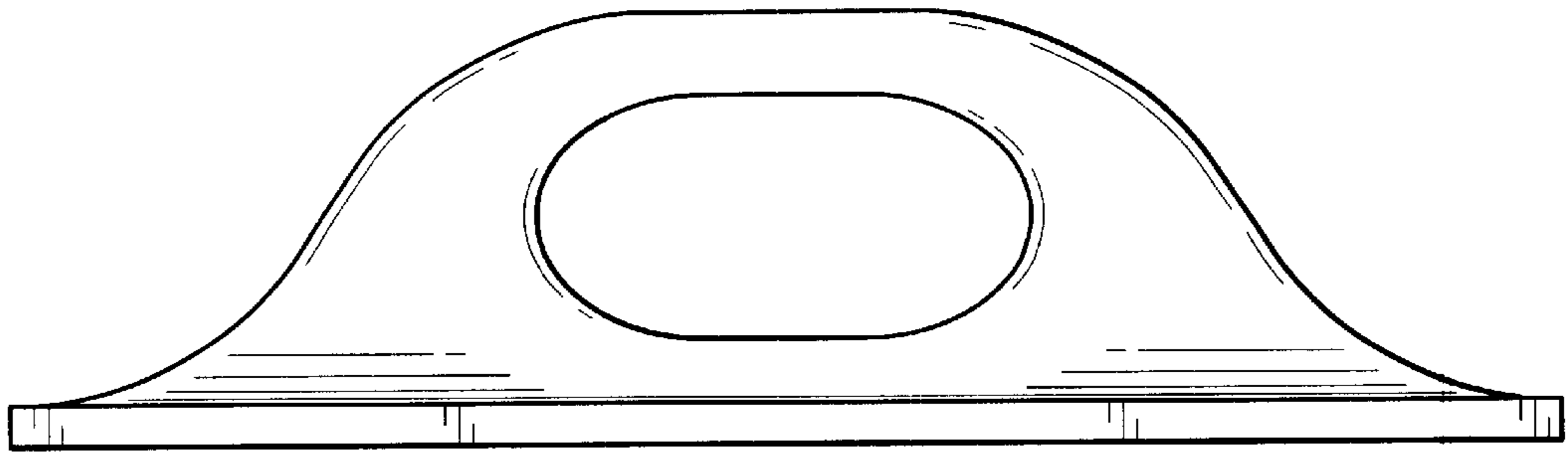


Fig. 1

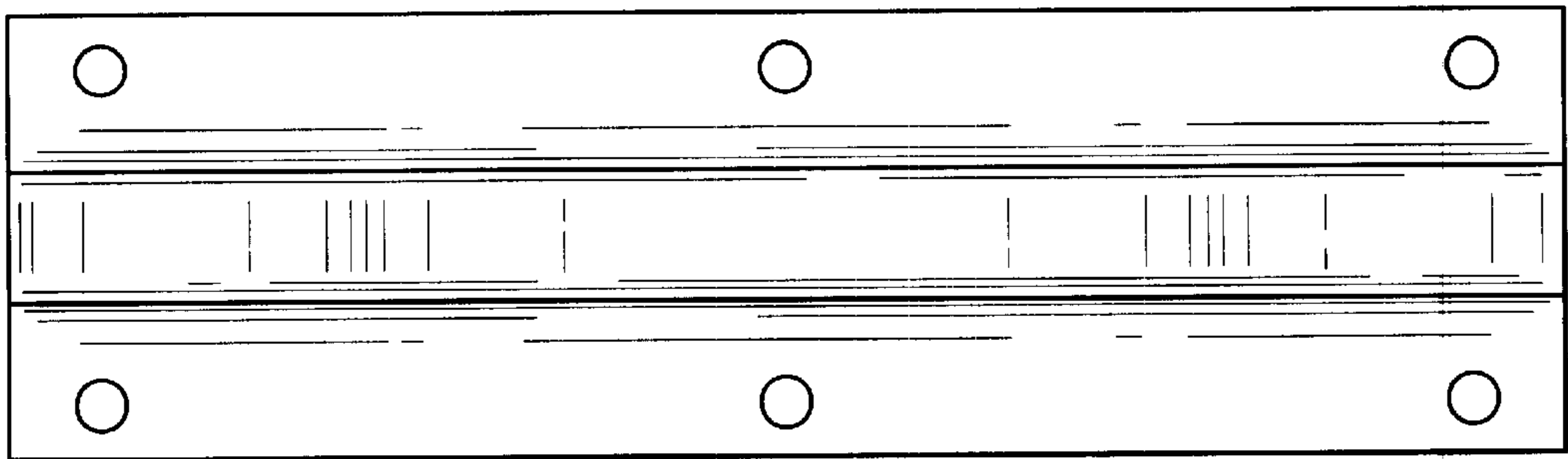


Fig. 2

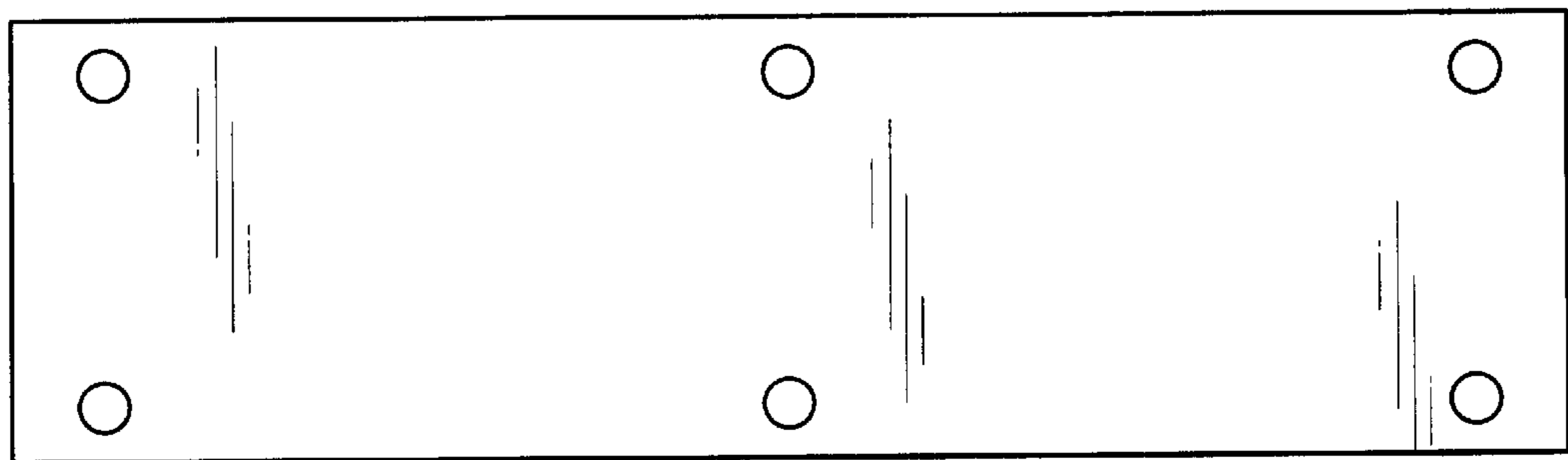


Fig. 3

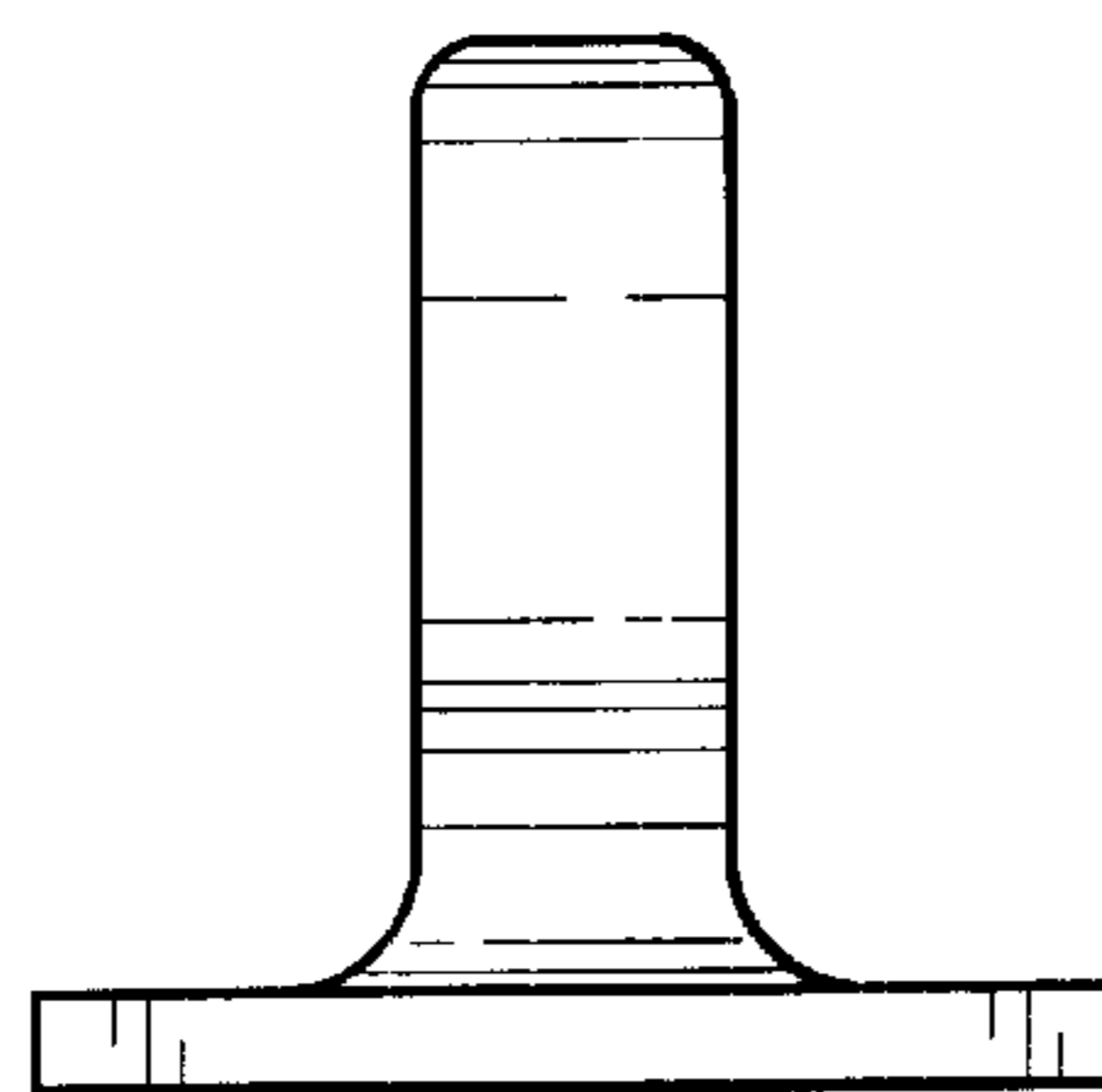


Fig. 4