



US00D455108S

(12) **United States Design Patent**
Kaucher

(10) **Patent No.:** **US D455,108 S**

(45) **Date of Patent:** **** Apr. 2, 2002**

(54) **WHEEL**

(75) **Inventor:** **Keith Martin Kaucher**, Santa Monica,
CA (US)

(73) **Assignee:** **Ultra Wheel Co.**, Buena Park, CA (US)

(**) **Term:** **14 Years**

(21) **Appl. No.:** **29/136,428**

(22) **Filed:** **Jan. 30, 2001**

(51) **LOC (7) Cl.** **12-16**

(52) **U.S. Cl.** **D12/209**

(58) **Field of Search** D12/204-211;
301/37.1, 64.1, 65

(56) **References Cited**

U.S. PATENT DOCUMENTS

D423,442 S	*	4/2000	Hussaini et al.	D12/209
D425,472 S	*	5/2000	Donikoglu	D12/209
D431,516 S	*	10/2000	Kaucher	D12/209
D433,371 S	*	11/2000	Doniloglu	D12/209

D435,006 S	*	12/2000	Brown	D12/209
D438,158 S	*	2/2001	Fitzgerald	D12/209
D438,159 S	*	2/2001	Kaucher	D12/209
D445,390 S	*	7/2001	Wartono	D12/209

* cited by examiner

Primary Examiner—Stacia Cadmus

(74) *Attorney, Agent, or Firm*—Christie, Parker & Hale,
LLP

(57) **CLAIM**

The ornamental design for a wheel, as shown and described.

DESCRIPTION

FIG. 1 is a perspective view of a wheel showing my new design;

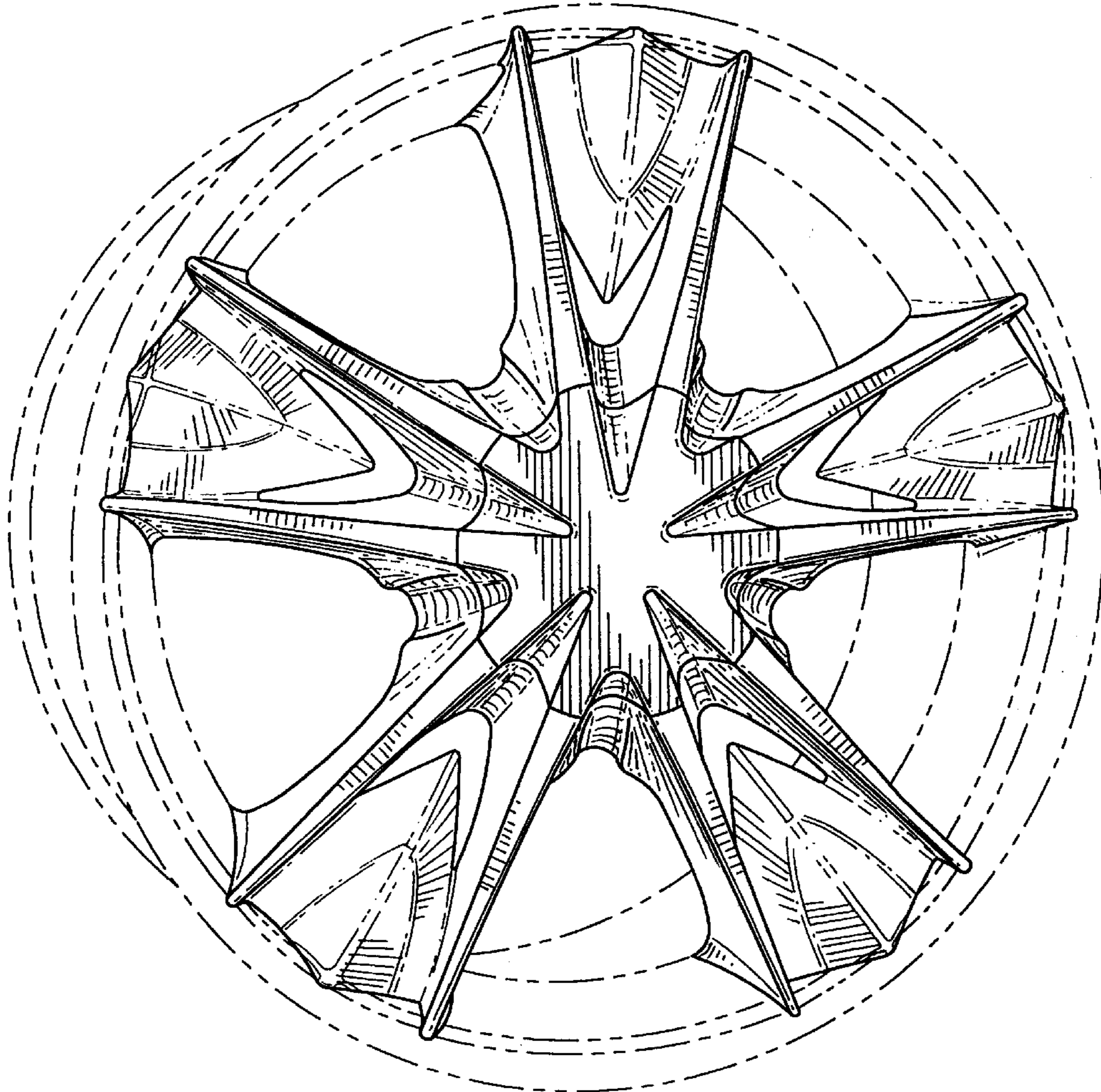
FIG. 2 is a front elevational view thereof; and,

FIG. 3 is a cross-sectional view thereof taken along the line 3—3 in FIG. 2.

The broken line disclosure in FIGS. 1-3 is for illustrative purposes only and forms no part of the claimed design.

The rear of the wheel forms no part of the claimed design.

1 Claim, 2 Drawing Sheets



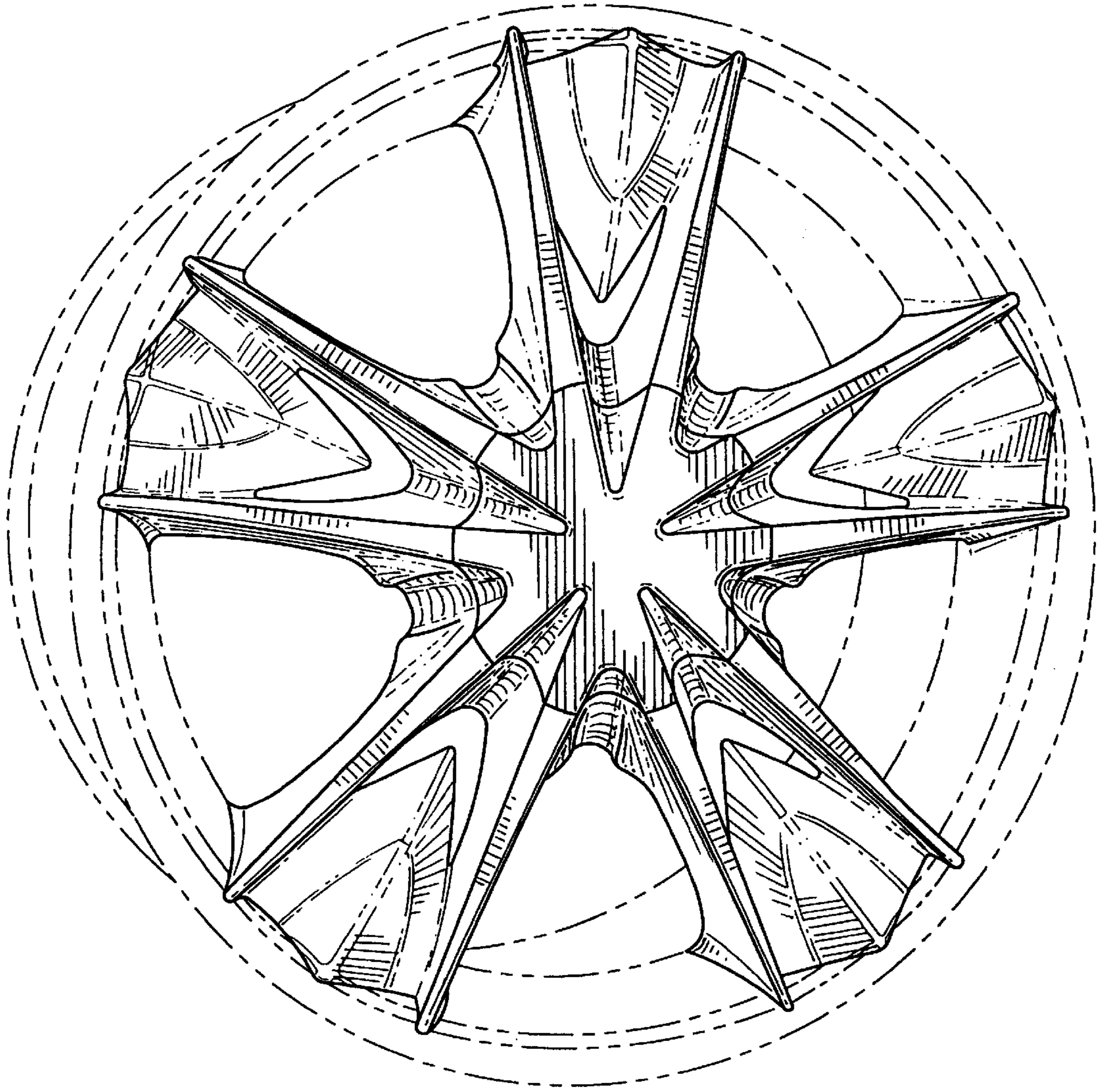


FIG. 1

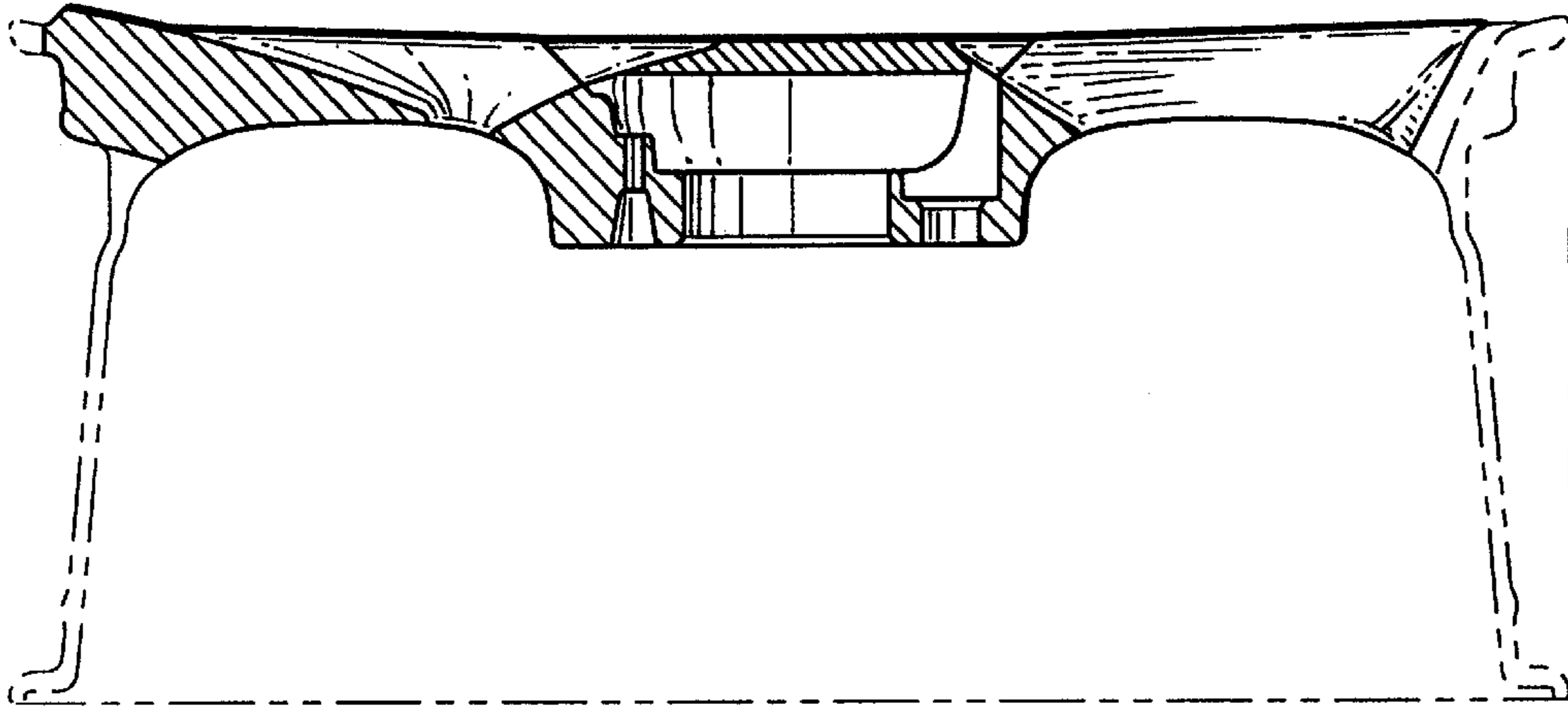


FIG. 3

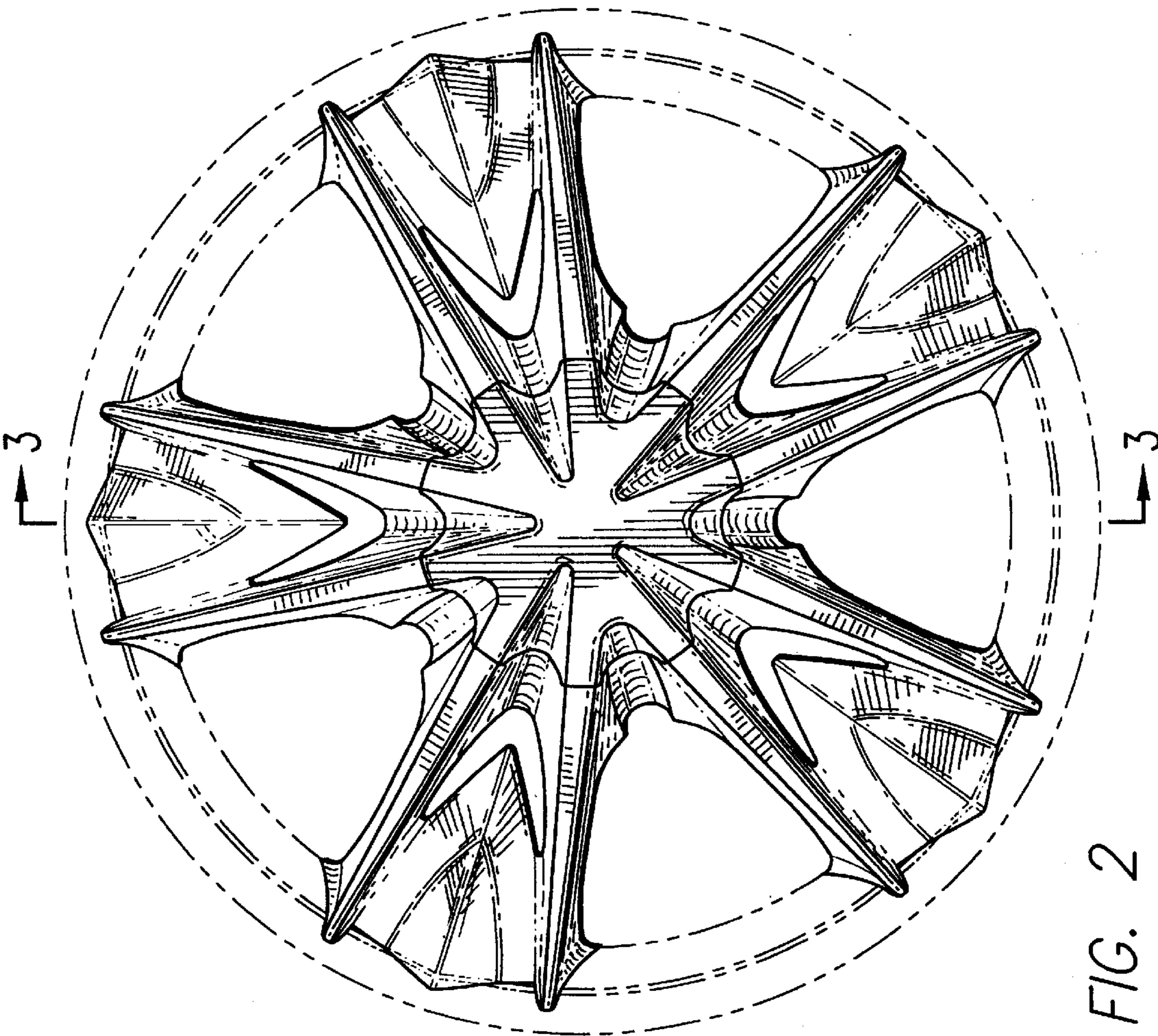


FIG. 2