



US00D455084S

(12) **United States Design Patent**  
**Mauboussin**

(10) **Patent No.:** **US D455,084 S**

(45) **Date of Patent:** **\*\* Apr. 2, 2002**

(54) **WRIST WATCH**

(75) **Inventor:** **Patrick Goulet Mauboussin, Paris (FR)**

(73) **Assignee:** **Mauboussin SA, Paris (FR)**

(\*\*) **Term:** **14 Years**

(21) **Appl. No.:** **29/129,580**

(22) **Filed:** **Sep. 18, 2000**

(30) **Foreign Application Priority Data**

Mar. 17, 2000 (CH) ..... 126852

(51) **LOC (7) Cl.** ..... **10-02**

(52) **U.S. Cl.** ..... **D10/39**

(58) **Field of Search** ..... D10/1-40, 122-132;  
368/280-282, 276-277, 285

(56) **References Cited**

**U.S. PATENT DOCUMENTS**

D294,010 S \* 2/1988 Bouchet ..... D10/30

D341,092 S \* 11/1993 Wild ..... D10/32

**OTHER PUBLICATIONS**

European Jeweler (G.Z.)—Apr. 1990—p. 82—rectangular watch at lower left.\*

\* cited by examiner

*Primary Examiner*—Nelson C. Holtje

(74) *Attorney, Agent, or Firm*—Milde, Hoffberg & Macklin, LLP

(57) **CLAIM**

The ornamental design for a wrist watch, as shown and described.

**DESCRIPTION**

FIG. 1 is a perspective view of the wrist watch according to my design.

FIG. 2 is an end view of one end of the wrist watch of FIG. 1.

FIG. 3 is a top view of the wrist watch of FIG. 1.

FIG. 4 is an end view of the opposite end of the wrist watch of FIG. 1.

FIG. 5 is a left side view of the wrist watch of FIG. 1.

FIG. 6 is a bottom view of the wrist watch of FIG. 1; and,

FIG. 7 is a right side view of the wrist watch of FIG. 1.

**1 Claim, 3 Drawing Sheets**




FIG. 1




FIG.2




FIG.3


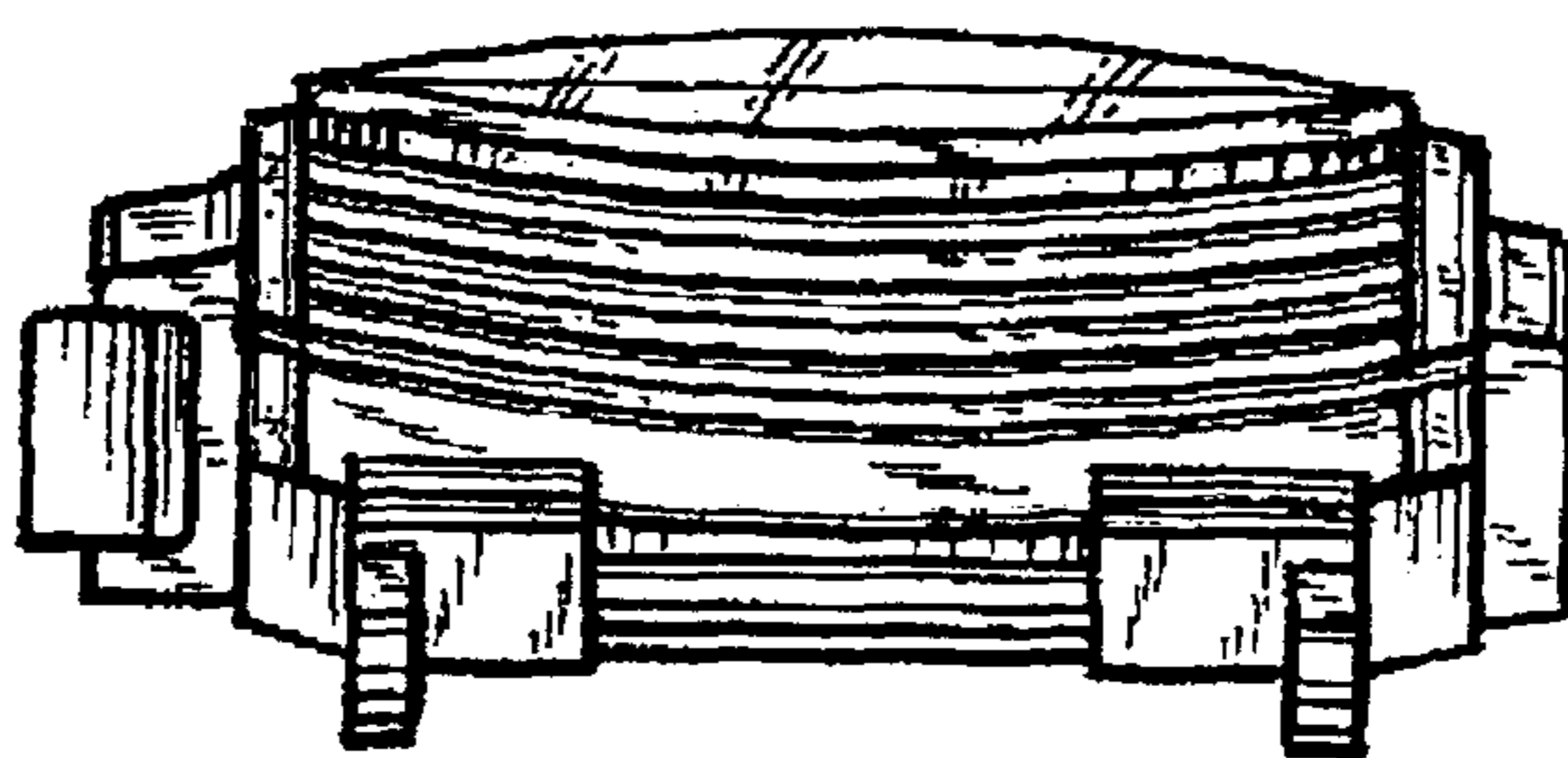


FIG.4






FIG. 5

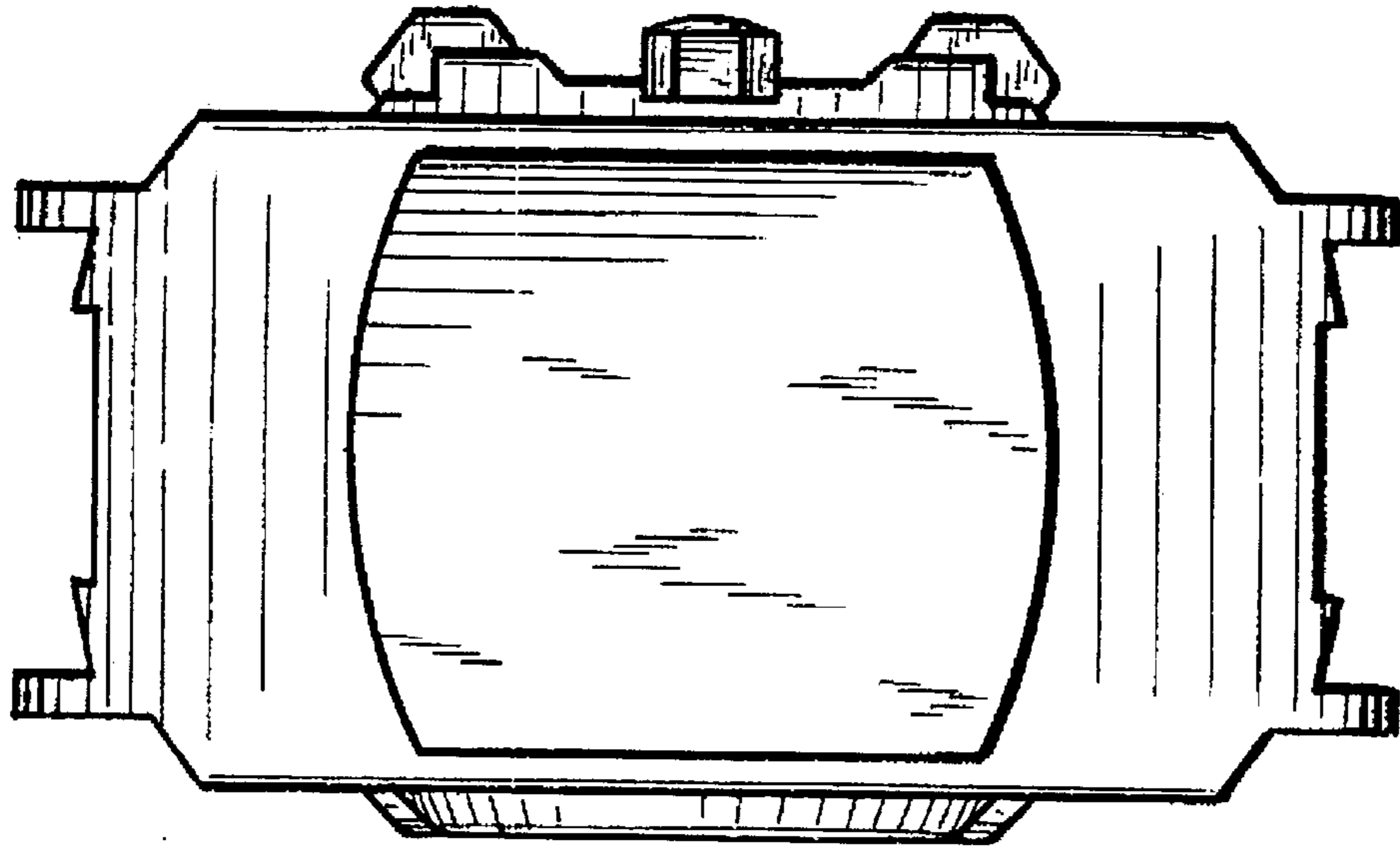


FIG. 6

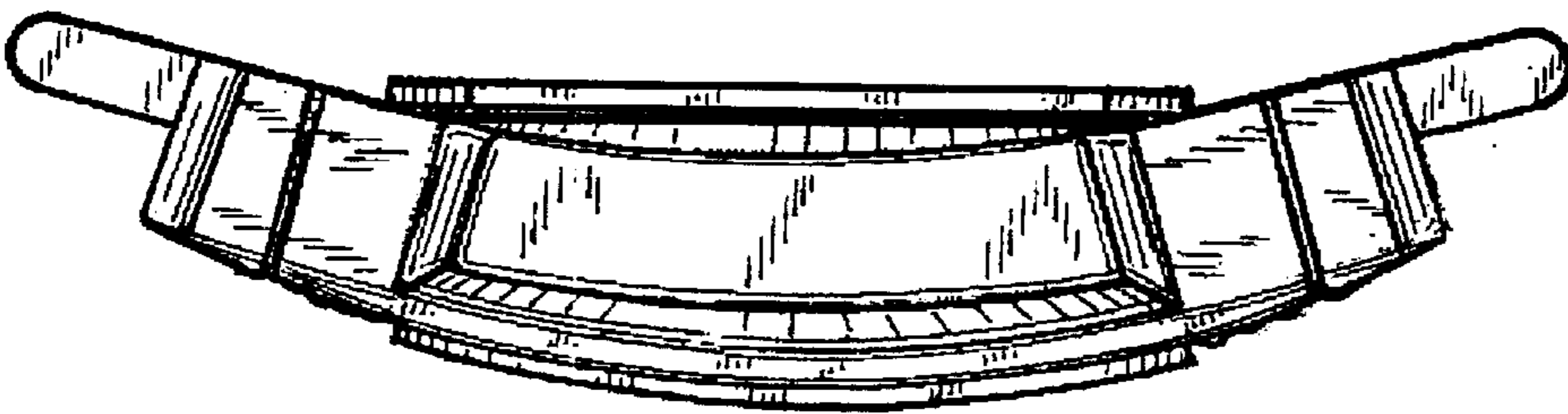


FIG. 7