



US00D455083S

(12) **United States Design Patent**
Wieck

(10) **Patent No.:** **US D455,083 S**

(45) **Date of Patent:** **** Apr. 2, 2002**

(54) **JEWELLED WATCH AND BAND**

Primary Examiner—Nelson C. Holtje

(74) *Attorney, Agent, or Firm*—William G. Lane

(75) **Inventor:** **Victoria L. Wieck**, Woodland Hills, CA (US)

(57) **CLAIM**

(73) **Assignee:** **Opal Pacific, LLC**, Woodland Hills, CA (US)

I claim the ornamental design for the jeweled watch and band, as shown and described.

(**) **Term:** **14 Years**

DESCRIPTION

(21) **Appl. No.:** **29/140,194**

The links of the jeweled band of the jeweled watch and band have clear transparent windows on the top side (see FIG. 1) and the bottom side (see FIG. 2) which together with the link frame form a chamber. Free-floating jeweled stones (three) are in each chamber. The free-floating jeweled stones move within the chambers as the jeweled watch and band are moved.

(22) **Filed:** **Apr. 12, 2001**

(51) **LOC (7) Cl.** **10-02**

(52) **U.S. Cl.** **D10/32; D10/33**

(58) **Field of Search** D10/1-39, 122-132;
368/276-277, 285, 281-282; D11/3-25;
63/1-11

FIG. 1 is a top view of the jeweled watch and band of the present invention;

FIG. 2 is a bottom view of the jeweled watch and band of FIG. 1;

(56) **References Cited**

U.S. PATENT DOCUMENTS

D86,478 S	*	3/1932	Ritter	D11/12
2,210,422 A	*	8/1940	Mercer	33/484
D259,476 S	*	6/1981	Feingold et al.	D10/71
D340,879 S	*	11/1993	French	D11/6
D360,591 S	*	7/1995	Karan	D10/32
D376,334 S	*	12/1996	Mougenot	D11/25
D381,585 S	*	7/1997	Gogniat	D10/32
D382,504 S	*	8/1997	Strasser	D11/12
D430,871 S	*	9/2000	Chu et al.	D14/345
D431,784 S	*	10/2000	Vananty	D10/32

FIG. 3 is an end view from the top end of the jeweled watch and band of FIG. 1;

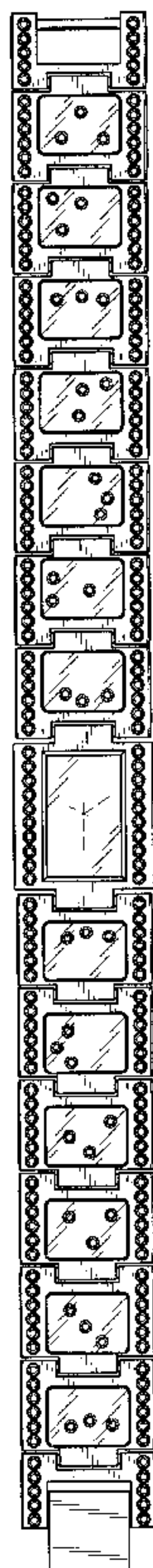
FIG. 4 is an end view from the bottom end of the jeweled watch and band of FIG. 1;

FIG. 5 is a side view from the right side of the jeweled watch and band of FIG. 1; and,

FIG. 6 is a side view from the left side of the jeweled watch and band of FIG. 1.

* cited by examiner

1 Claim, 2 Drawing Sheets



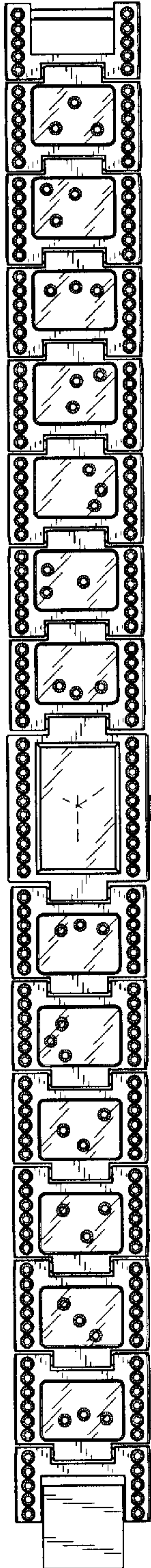


Fig. 1



Fig. 3




Fig. 4

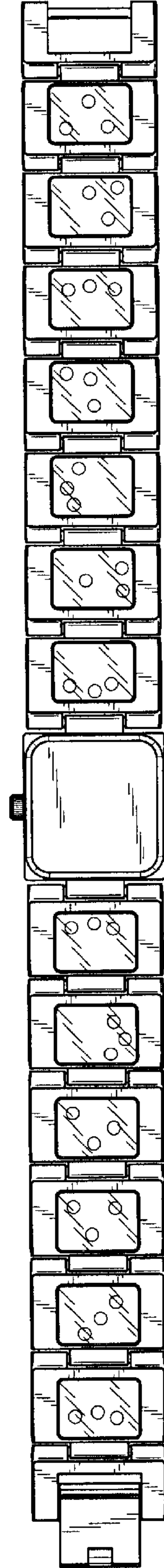


Fig. 2

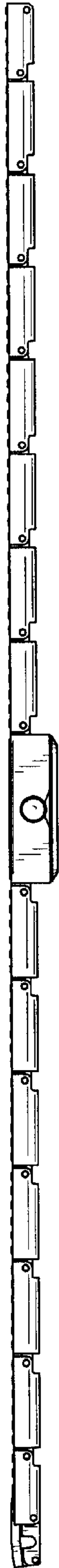


Fig. 5



Fig. 6