



US00D455065S

(12) **United States Design Patent**  
**Berg**

(10) **Patent No.:** **US D455,065 S**

(45) **Date of Patent:** **\*\* Apr. 2, 2002**

(54) **HOOK FOR A STRING SHELF**

(75) Inventor: **Mariette Berg**, Vastervik (SE)

(73) Assignee: **Elfa International AB**, Vastervik (SE)

(\*\*) Term: **14 Years**

(21) Appl. No.: **29/138,702**

(22) Filed: **Mar. 20, 2001**

(30) **Foreign Application Priority Data**

Sep. 29, 2000 (SE) ..... 00-1786

(51) **LOC (7) Cl.** ..... **08-05**

(52) **U.S. Cl.** ..... **D8/371**

(58) **Field of Search** ..... D8/367, 369-372,  
D8/352; D6/323, 324, 320, 566, 567, 547,  
580; D19/20; 160/349.1, 349.2, 348, 388,  
384; 248/339, 301, 304, 215; 428/100;  
24/165

(56) **References Cited**

**U.S. PATENT DOCUMENTS**

5,478,039 A \* 12/1995 Wright ..... 248/341  
D377,896 S \* 2/1997 Mesma et al. .... D8/367  
5,910,351 A \* 6/1999 Davis et al. .... 428/100

\* cited by examiner

*Primary Examiner*—Pamela Burgess

(74) *Attorney, Agent, or Firm*—Larson & Taylor PLC

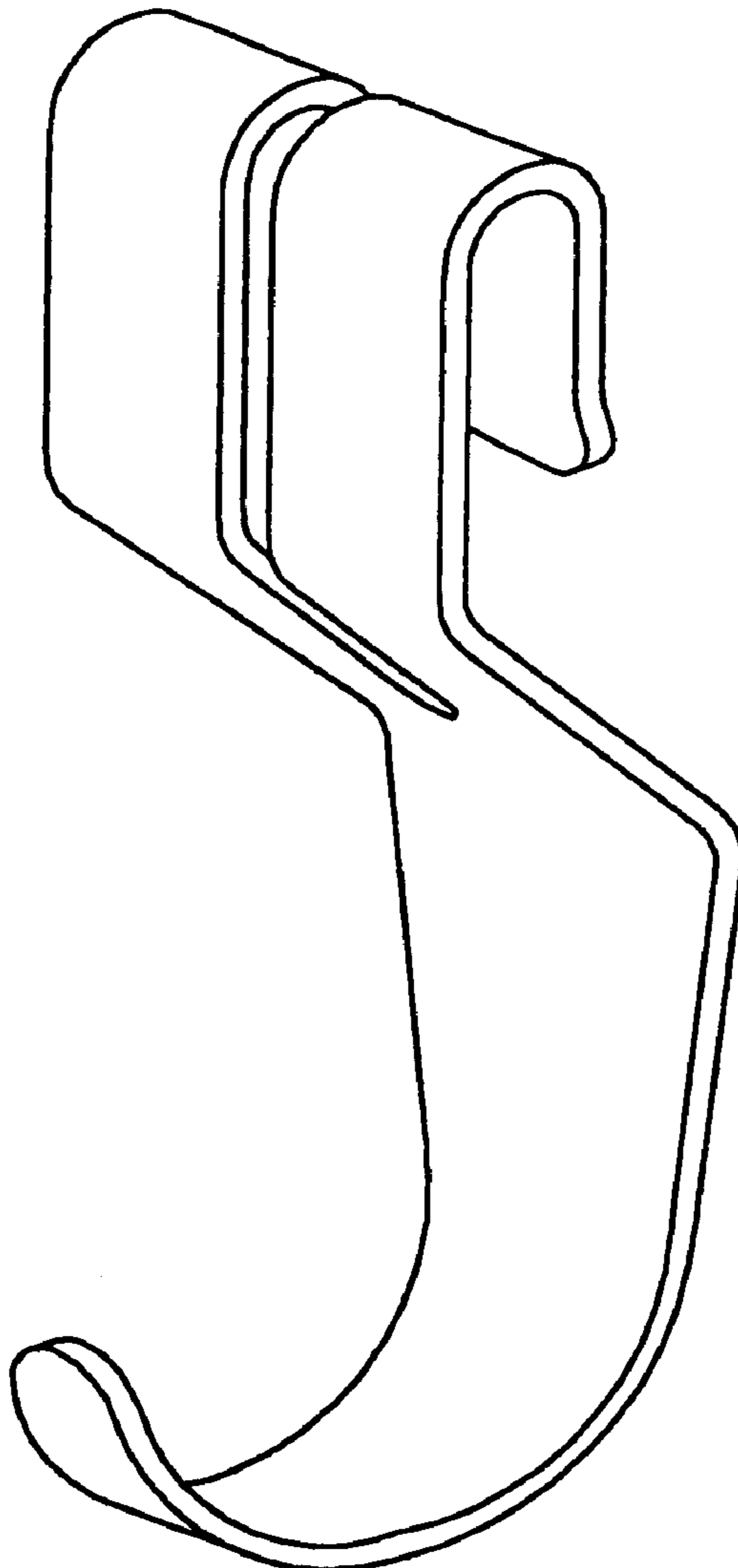
(57) **CLAIM**

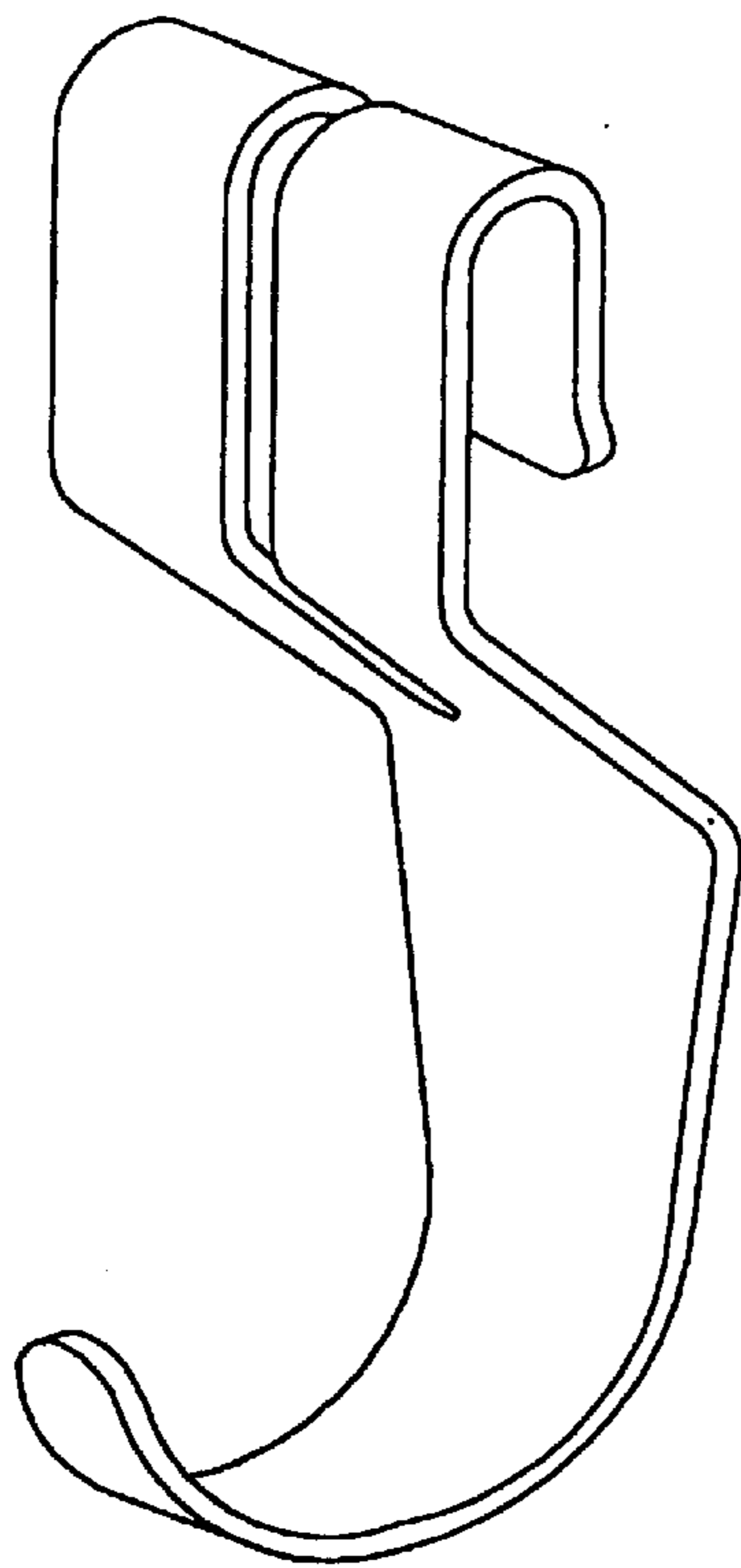
The ornamental design for a hook for a string shelf, as shown and described.

**DESCRIPTION**

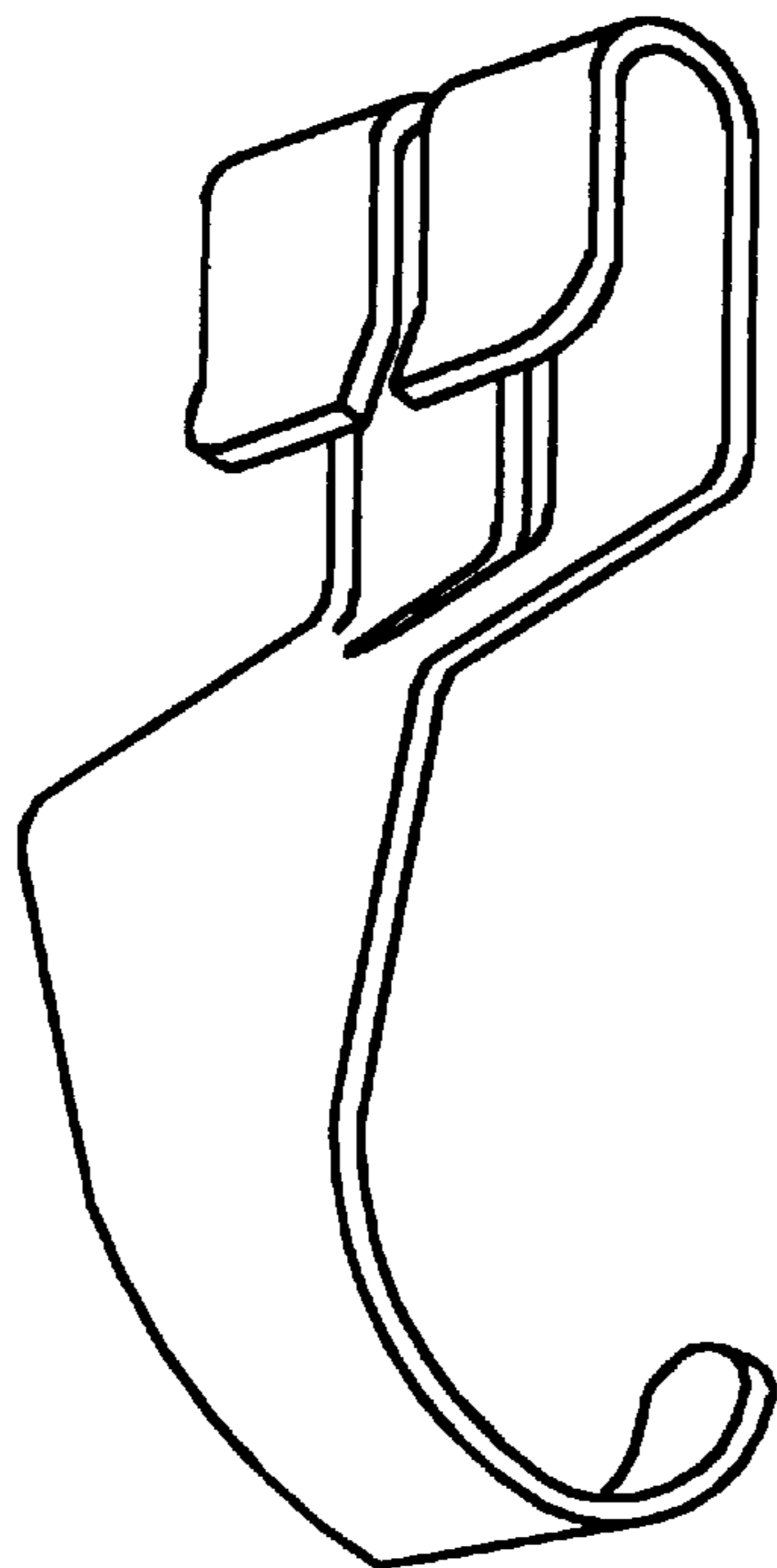
FIG. 1 is a top perspective view of the hook for a string shelf according to the present invention; and, FIG. 2 is a bottom perspective view of a hook for a string shelf depicted in FIG. 1.

**1 Claim, 1 Drawing Sheet**





*Fig. 1*



*Fig. 2*