



US00D455061S

(12) **United States Design Patent**
Huang

(10) **Patent No.:** **US D455,061 S**

(45) **Date of Patent:** **** Apr. 2, 2002**

(54) **UTILITY KNIFE**

(76) **Inventor:** **Yin Han Huang**, No. 108-24, Chong
Chin Road, Bei Tun Chu, Taichung
(TW), 406

(**) **Term:** **14 Years**

(21) **Appl. No.:** **29/140,461**

(22) **Filed:** **Apr. 17, 2001**

(51) **LOC (7) Cl.** **08-03**

(52) **U.S. Cl.** **D8/98**

(58) **Field of Search** D8/98, 99, 107;
30/162, 329, 330, 331, 332, 125

(56) **References Cited**

U.S. PATENT DOCUMENTS

| | | | | | |
|-------------|---|---------|----------------|-------|--------|
| D296,297 S | * | 6/1988 | Weimann et al. | | D8/99 |
| 5,168,630 A | * | 12/1992 | Weber | | 30/330 |
| D346,730 S | * | 5/1994 | Quiros | | D8/99 |
| D348,383 S | * | 7/1994 | Perkins | | D8/99 |
| D352,882 S | * | 11/1994 | Schmidt | | D8/107 |
| 5,404,645 A | * | 4/1995 | Janser | | 30/125 |

| | | | | | |
|-------------|---|---------|-------------------|-------|--------|
| D360,817 S | * | 8/1995 | Moyer, Jr. et al. | | D8/107 |
| D395,219 S | * | 6/1998 | Ghavami | | D8/99 |
| 5,797,188 A | * | 8/1998 | Gilbert | | 30/330 |
| D401,832 S | * | 12/1998 | Keklak et al. | | D8/99 |
| D434,960 S | * | 12/2000 | Lamond et al. | | D8/98 |

* cited by examiner

Primary Examiner—Philip S. Hyder

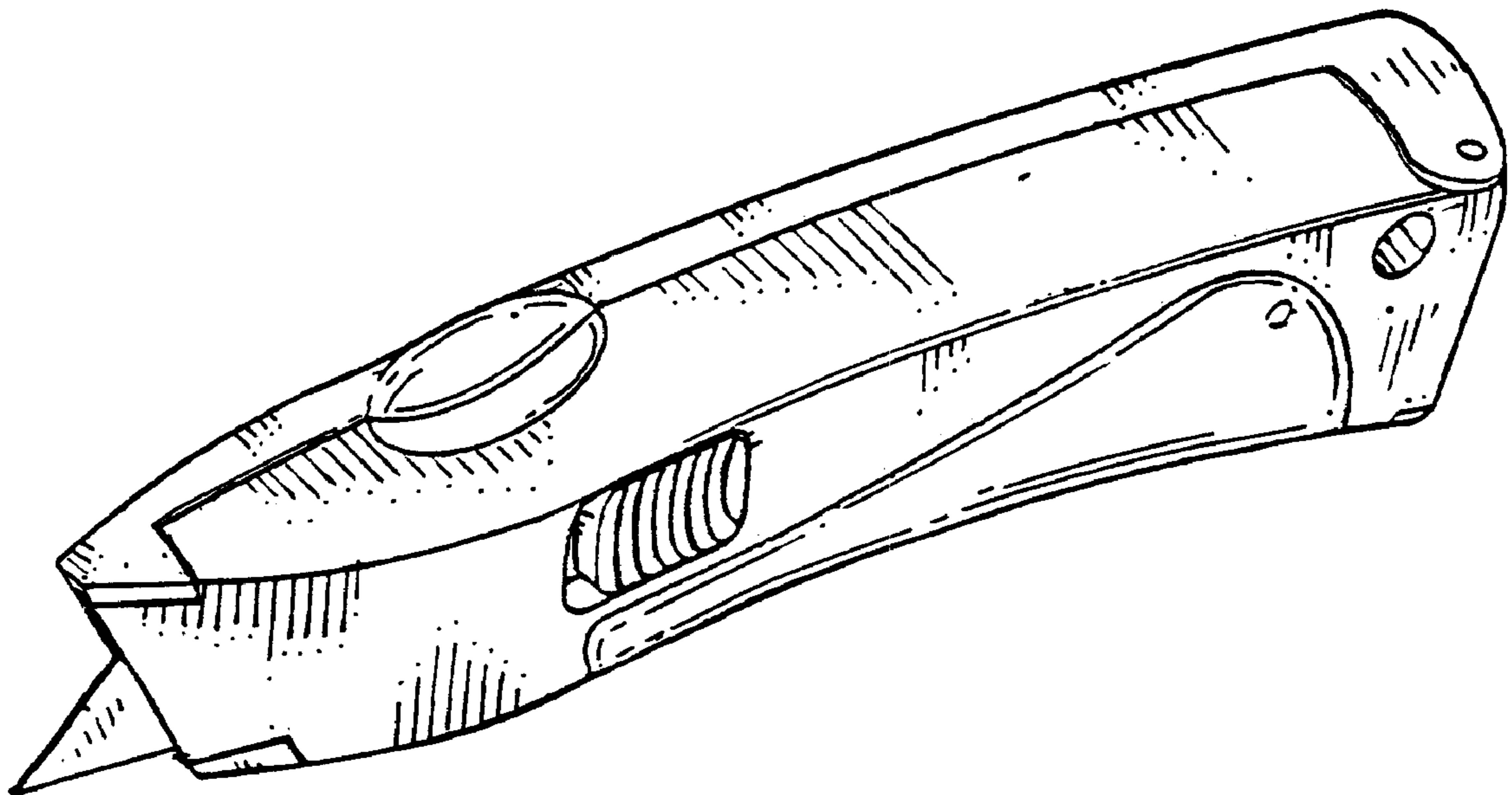
(57) **CLAIM**

The ornamental design for a utility knife, as shown and described.

DESCRIPTION

FIG. 1 is a perspective view of a utility knife showing my new design;
 FIG. 2 is a front elevational view thereof;
 FIG. 3 is a rear elevational view thereof;
 FIG. 4 is a top plan view thereof;
 FIG. 5 is a bottom plan view thereof;
 FIG. 6 is a left side elevational view thereof; and,
 FIG. 7 is a right side elevational view thereof.

1 Claim, 2 Drawing Sheets



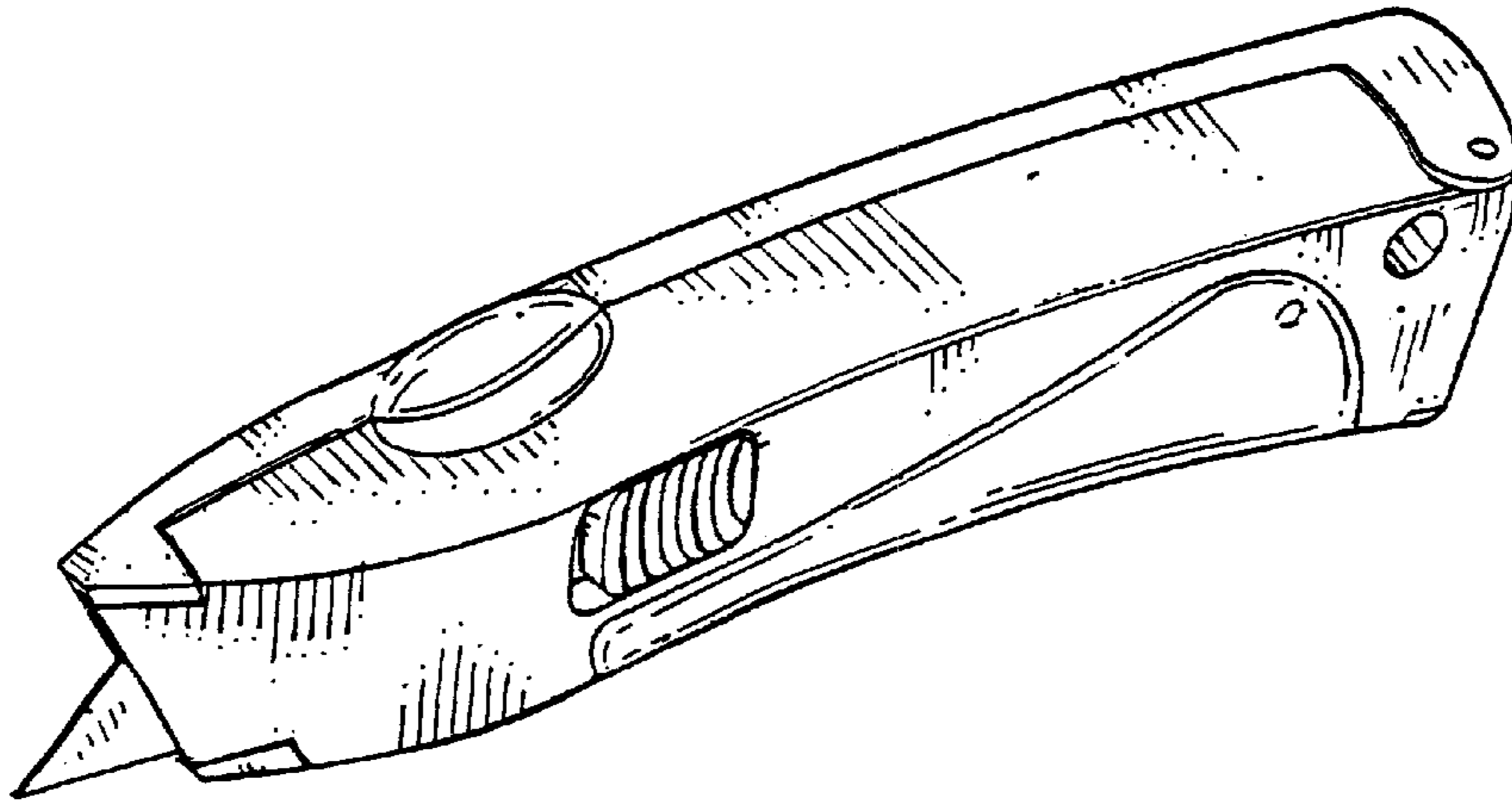


FIG. 1

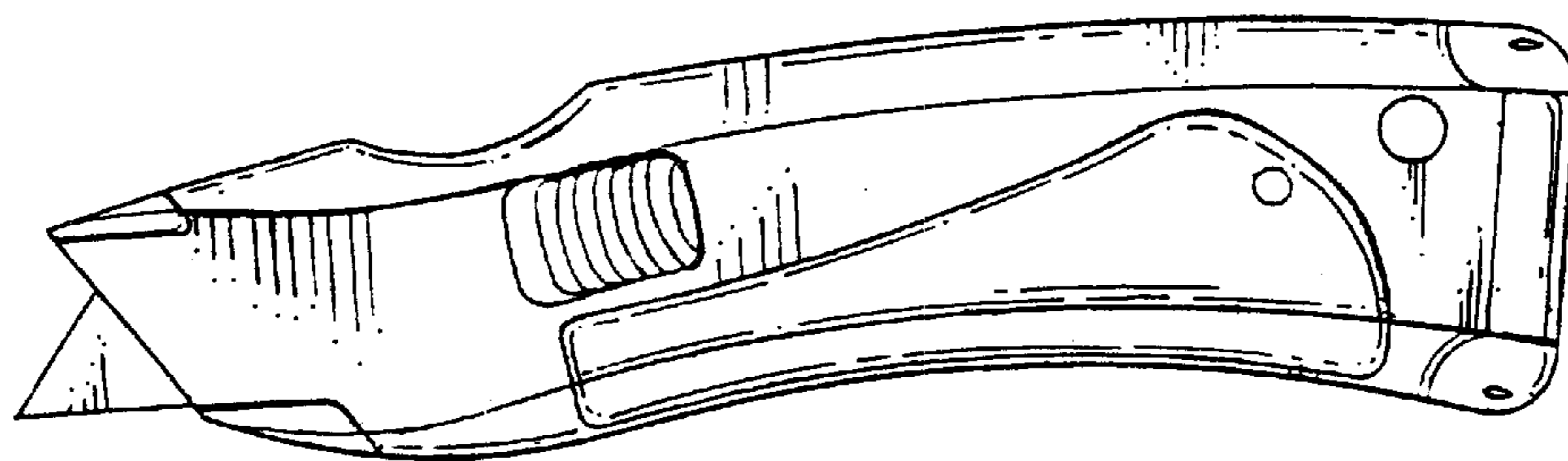


FIG. 2

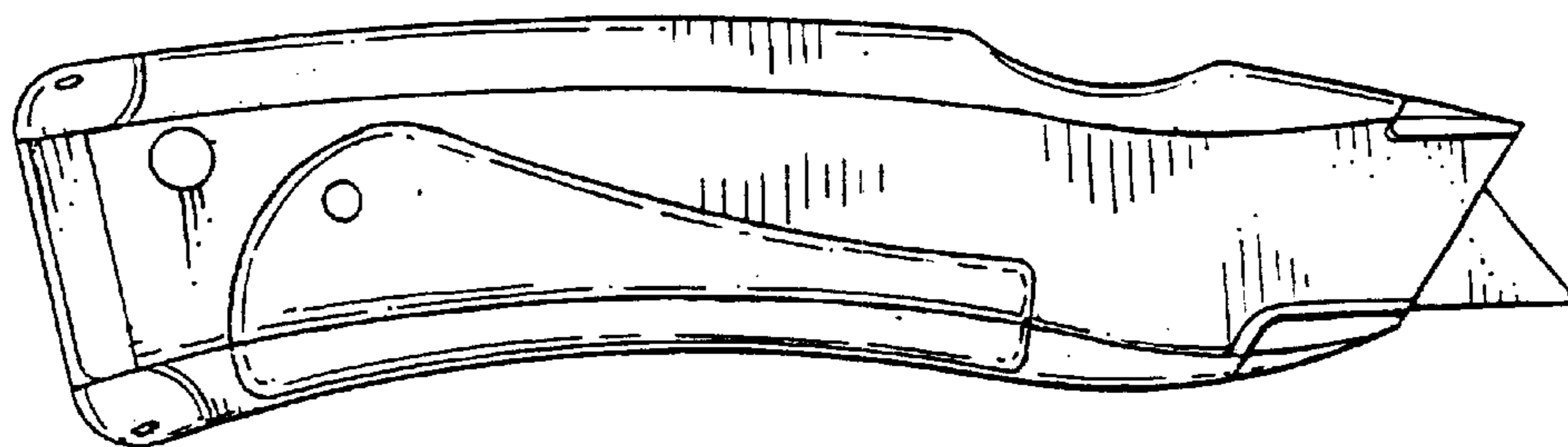


FIG. 3

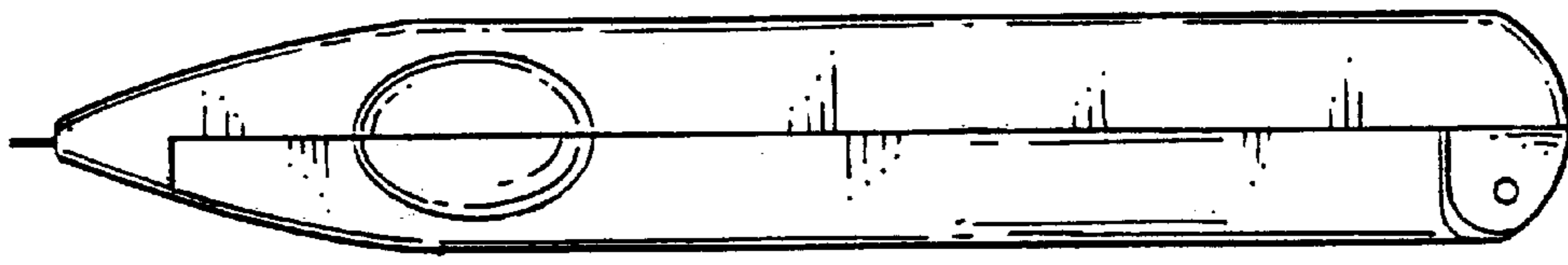


FIG. 4

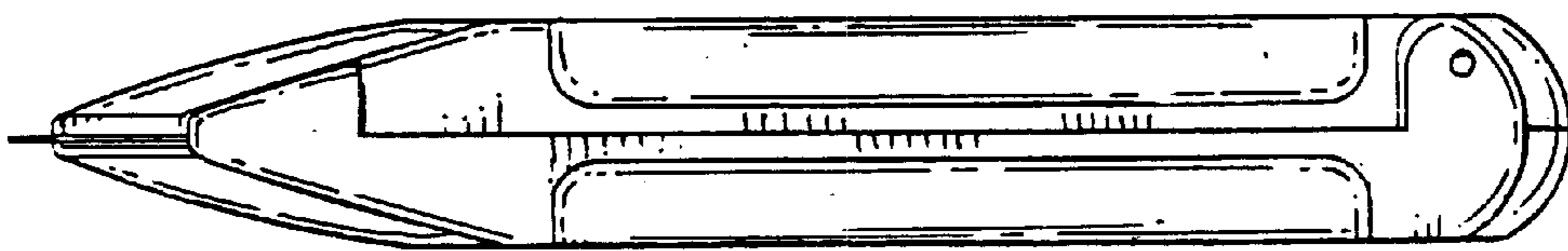


FIG. 5

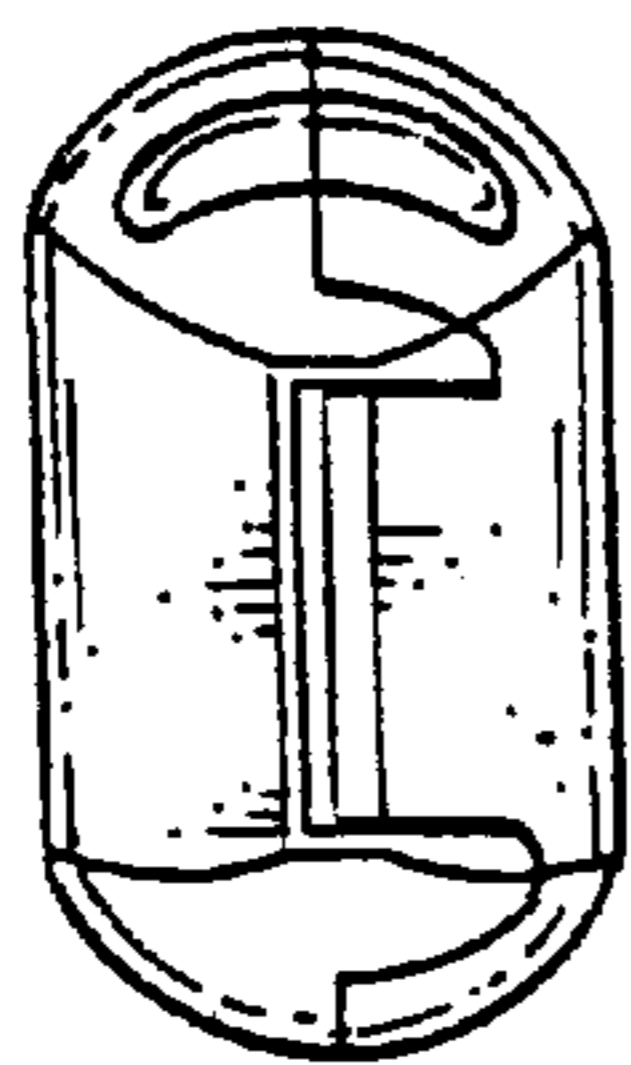


FIG. 6

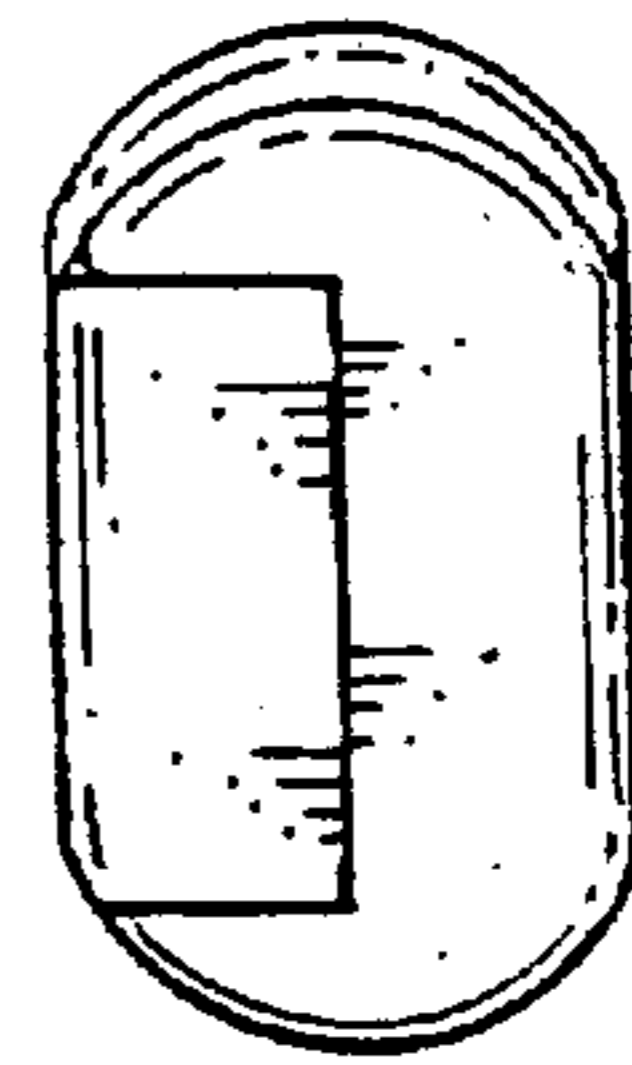


FIG. 7