



US00D455060S

(12) **United States Design Patent**
Aganian

(10) **Patent No.:** **US D455,060 S**

(45) **Date of Patent:** **** Apr. 2, 2002**

(54) **PLIERS HEAD**

D330,495 S * 10/1992 Cripe D8/52

D424,900 S * 5/2000 Budrow et al. D8/55

D427,496 S * 7/2000 Berg D8/52

(75) Inventor: **Areg Aganian**, Santa Clarita, CA (US)

(73) Assignee: **AWI Acquisition Company**, Sylmar,
CA (US)

* cited by examiner

(**) Term: **14 Years**

Primary Examiner—Alan P. Douglas

Assistant Examiner—Clare E. Heflin

(74) *Attorney, Agent, or Firm*—Jack C. Munro

(21) Appl. No.: **29/140,632**

(57) **CLAIM**

(22) Filed: **Apr. 23, 2001**

The ornamental design for a pliers head, as shown and described.

(51) **LOC (7) Cl.** **08-05**

(52) **U.S. Cl.** **D8/52**

(58) **Field of Search** D8/52, 55, 105,
D8/4, 5; 81/418–426.5, 415, 416, 186,
300, 3.6, 363, 367–371; 7/108, 125, 127,
129, 130

DESCRIPTION

FIG. 1 is a top plan view of the pliers head showing my new design;

FIG. 2 is a front elevational view thereof;

FIG. 3 is a left side elevational view thereof with the right side view being identical;

FIG. 4 is a back elevational view thereof; and,

FIG. 5 is a bottom plan view thereof.


(56) **References Cited**

U.S. PATENT DOCUMENTS

1,134,177 A * 4/1915 Bernard 81/415

4,903,558 A * 2/1990 Duc 81/416

1 Claim, 1 Drawing Sheet



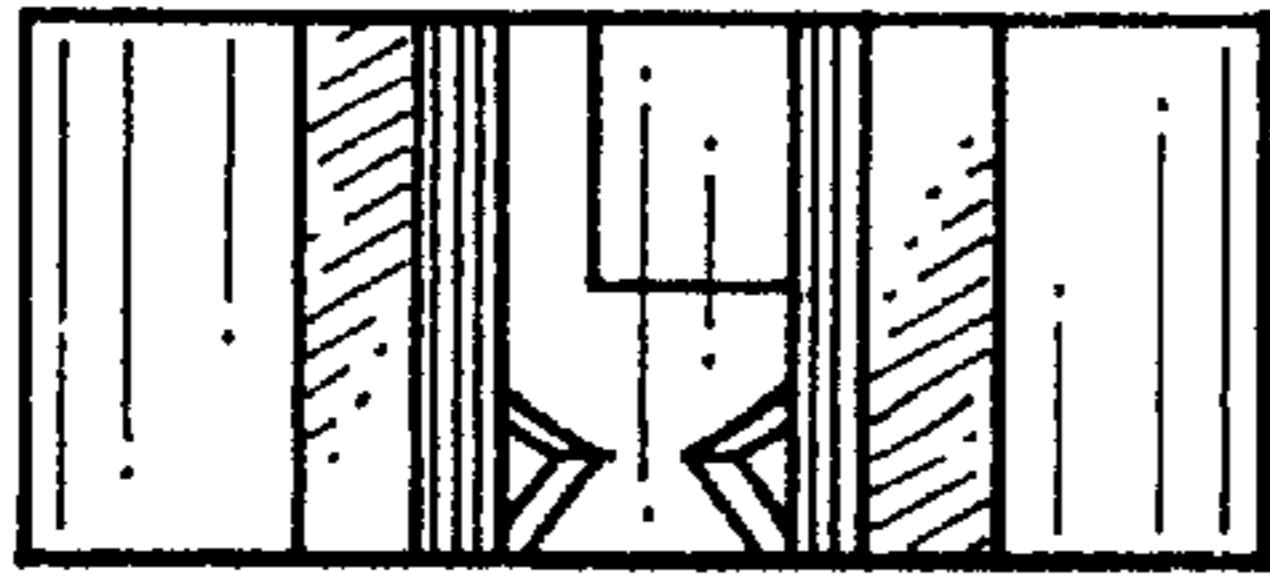


FIG. 1




FIG. 2



FIG. 3

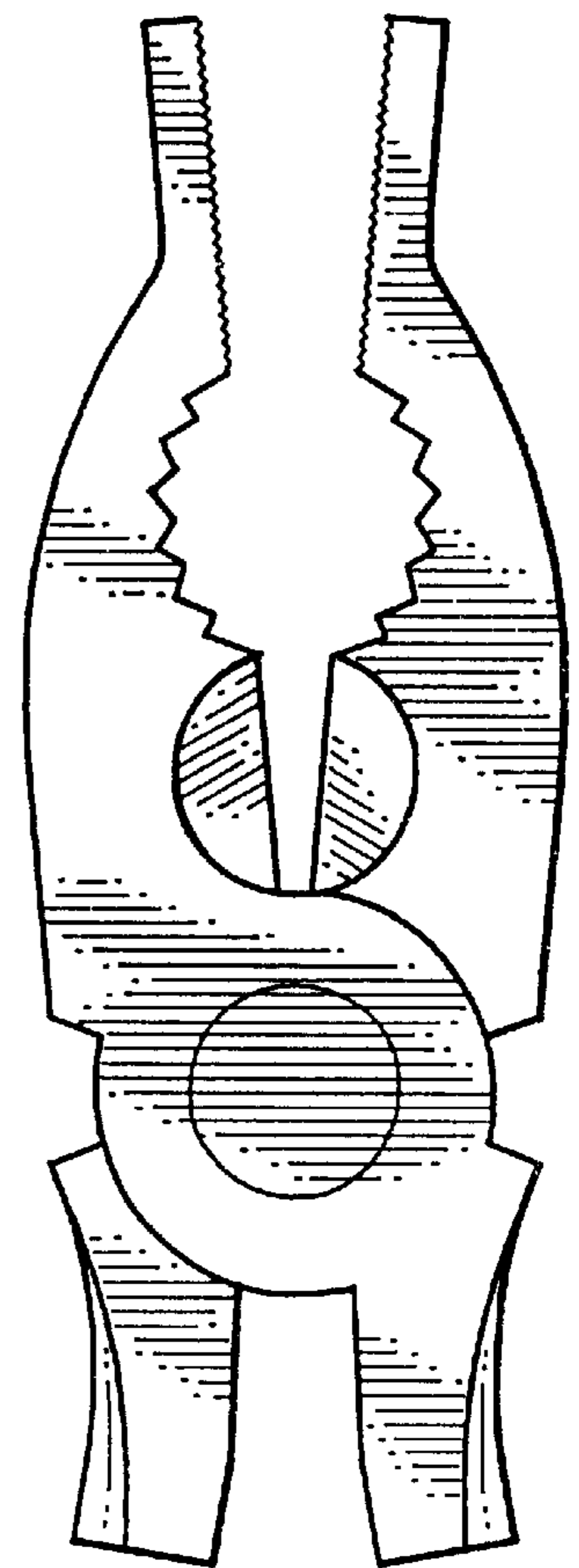


FIG. 4

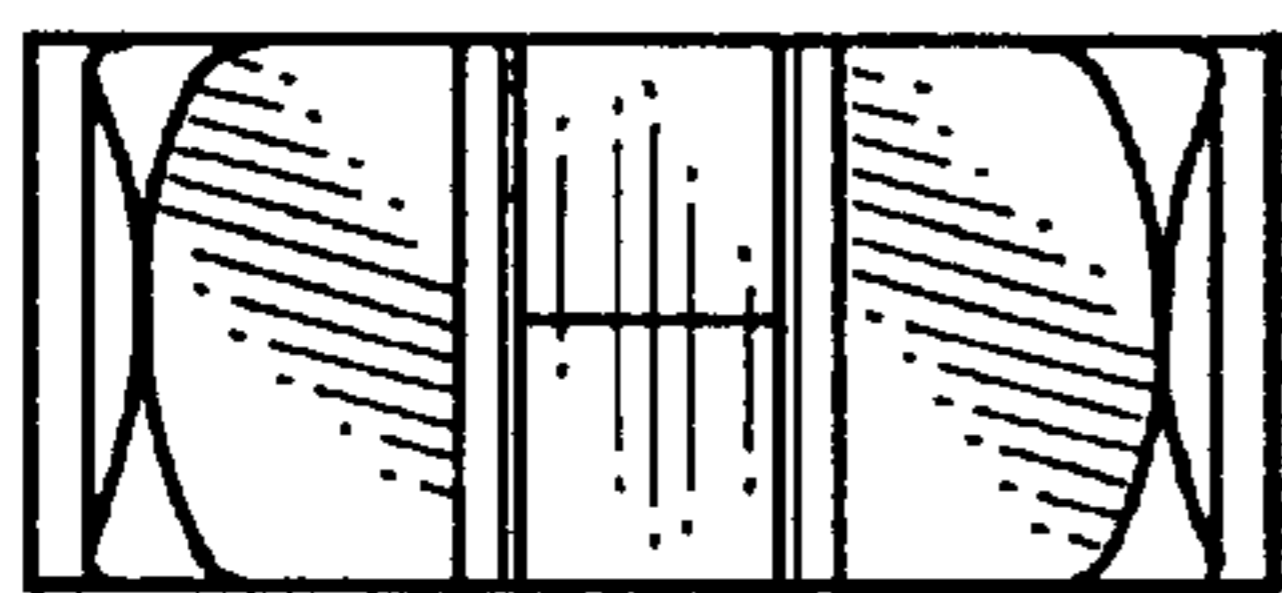


FIG. 5