



US00D455053S

(12) **United States Design Patent**
Frank

(10) **Patent No.:** **US D455,053 S**

(45) **Date of Patent:** **** Apr. 2, 2002**

(54) **STEMWARE ACCESSORY**

Primary Examiner—Terry A. Wallace

(76) Inventor: **Susan Frank**, 7825 Fay Ave., Suite
200, La Jolla, CA (US) 92037

(57) **CLAIM**

(**) Term: **14 Years**

The ornamental design for a stemware accessory, as shown
and described.

(21) Appl. No.: **29/132,939**

DESCRIPTION

(22) Filed: **Nov. 17, 2000**

(51) **LOC (7) Cl.** **07-06**

FIG. 1 is a perspective view of a stemware accessory
showing my new design, the glass is shown in broken lines
for illustrative purposes only and forms no part of the
claimed design;

(52) **U.S. Cl.** **D7/624**

(58) **Field of Search** D7/624, 625, 396.2–396.6;
248/346.11; 215/392–395; 220/737, 739,
902, 903

FIG. 2 is a side view of the stemware accessory of the
present invention;

(56) **References Cited**

U.S. PATENT DOCUMENTS


- 2,360,416 A * 10/1944 Gray D3/26 X
- 2,568,623 A * 9/1951 Hamm 215/394
- D259,910 S * 7/1981 Simmons D7/624

FIG. 3 is top view of the stemware accessory of the present
invention; and,

FIG. 4 is a bottom view of the stemware accessory of the
present invention.

* cited by examiner

1 Claim, 2 Drawing Sheets



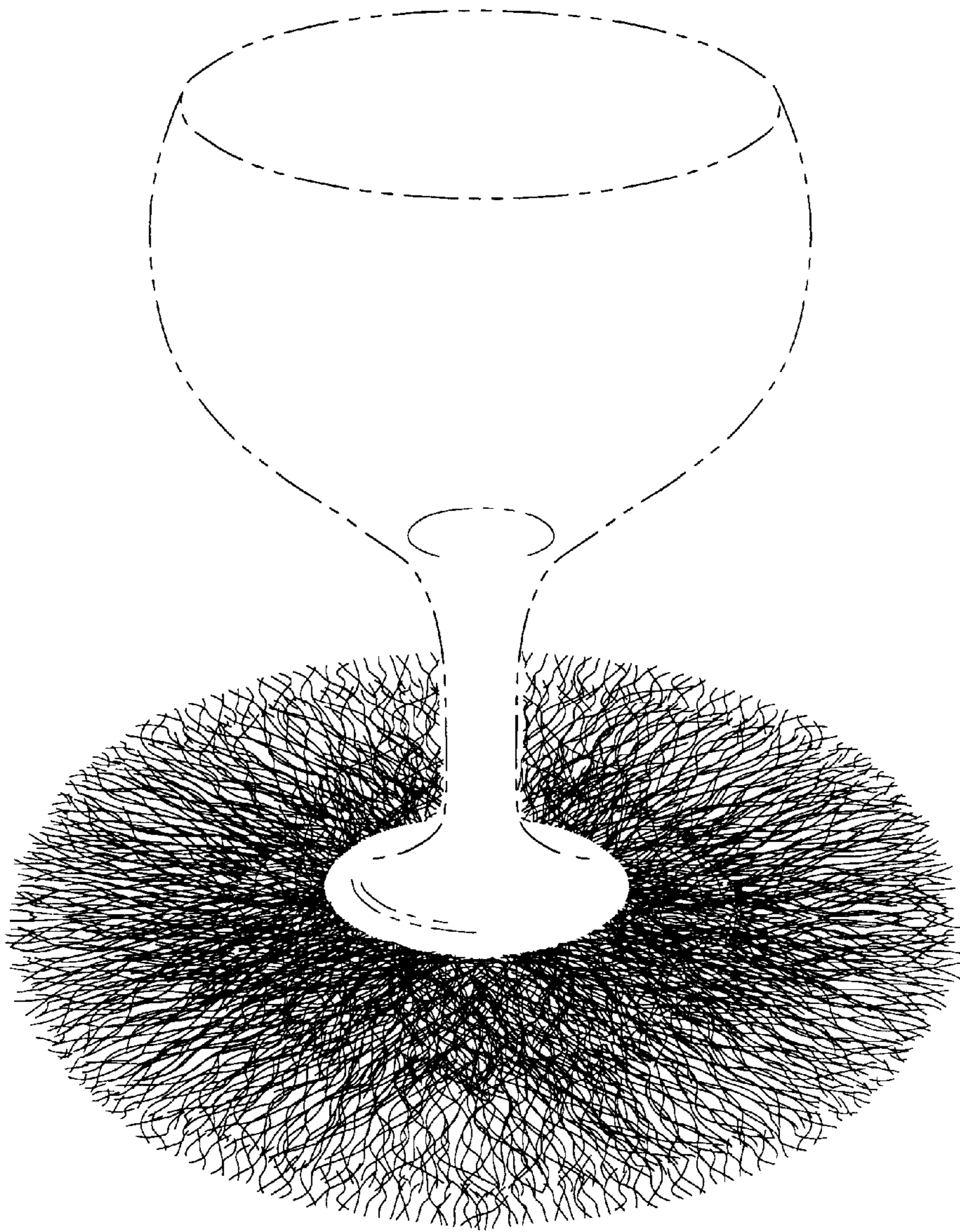


FIG. 1



FIG. 2




FIG. 3

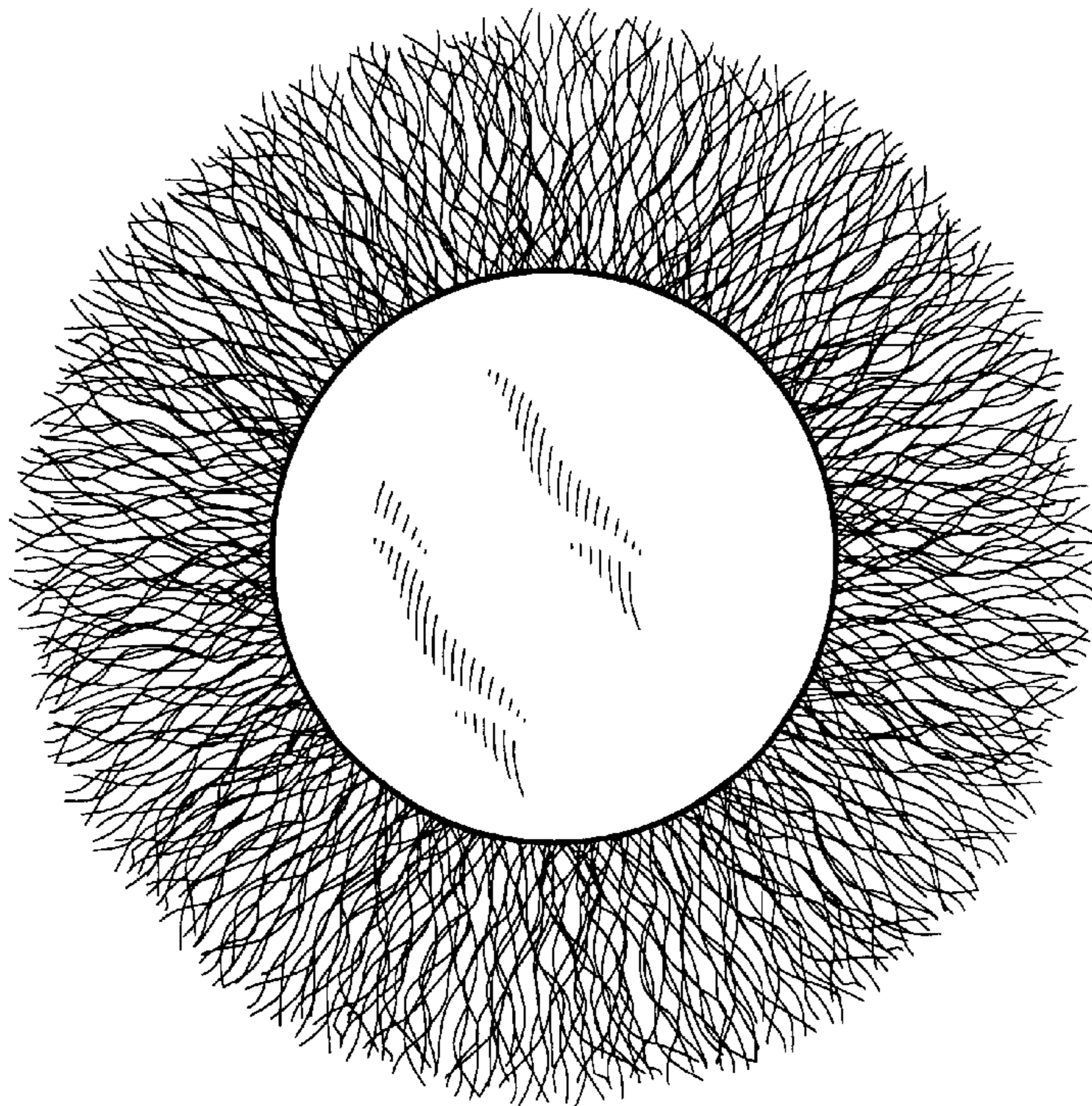


FIG. 4