



US00D455049S

(12) **United States Design Patent**
Kell

(10) **Patent No.:** **US D455,049 S**

(45) **Date of Patent:** **** Apr. 2, 2002**

(54) **MUG**

(75) **Inventor:** **Jeffrey B. Kell, Avon, NY (US)**

(73) **Assignee:** **WKI Holding Company, Inc., Elmira, NY (US)**

(**) **Term:** **14 Years**

(21) **Appl. No.:** **29/135,339**

(22) **Filed:** **Jan. 10, 2001**

(51) **LOC (7) Cl.** **07-01**

(52) **U.S. Cl.** **D7/536; D7/531**

(58) **Field of Search** **D7/509, 527, 533, D7/536, 523, 531; 220/610, 574, 575, 23.86; 206/519, 520, 373; 215/379**

(56) **References Cited**

U.S. PATENT DOCUMENTS

D192,435 S * 3/1962 Goodman D7/531
D238,647 S * 2/1976 Gulotta D7/536
D247,601 S * 3/1978 Schreckengost D7/536

D298,303 S * 11/1988 Lee D11/152
D325,848 S * 5/1992 Embree D7/510
D332,894 S * 2/1993 Green D7/511
D375,657 S * 11/1996 Jarvis D7/523
D375,871 S * 11/1996 Jarvis D7/523
D386,046 S * 11/1997 Bruckner D7/507
D406,726 S * 3/1999 Horvat D7/531

* cited by examiner

Primary Examiner—M. N. Pandozzi

(74) *Attorney, Agent, or Firm*—Burr & Brown


(57) **CLAIM**

The ornamental design for a mug, as shown and described.

DESCRIPTION

FIG. 1 is a perspective view, illustrating my new Design;
FIG. 2 is a side view thereof;
FIG. 3 is a top view thereof;
FIG. 4 is a bottom view thereof;
FIG. 5 is a frontal view thereof; and,
FIG. 6 is a back view thereof.

1 Claim, 3 Drawing Sheets






FIG. 1




FIG. 2

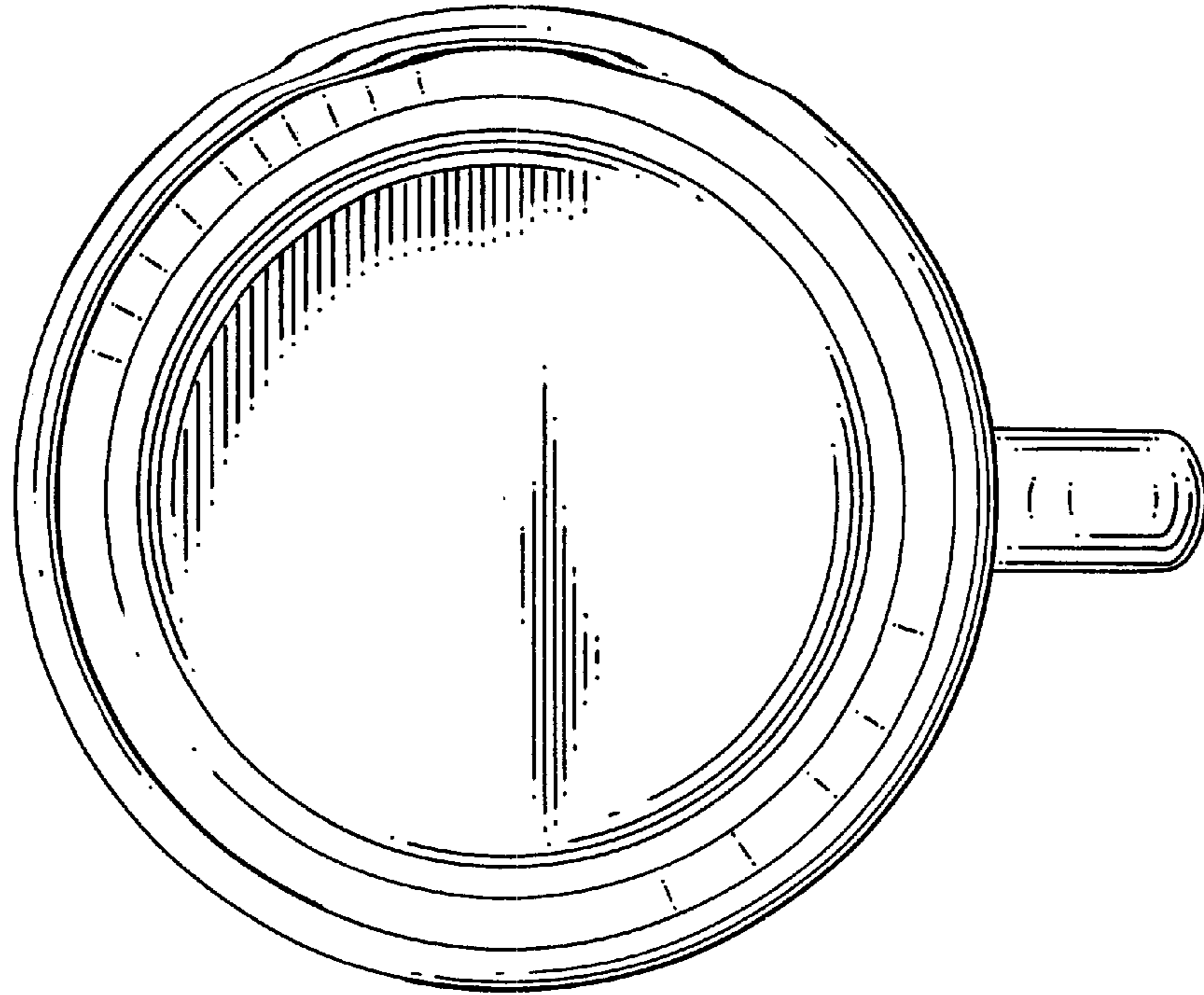


FIG. 3

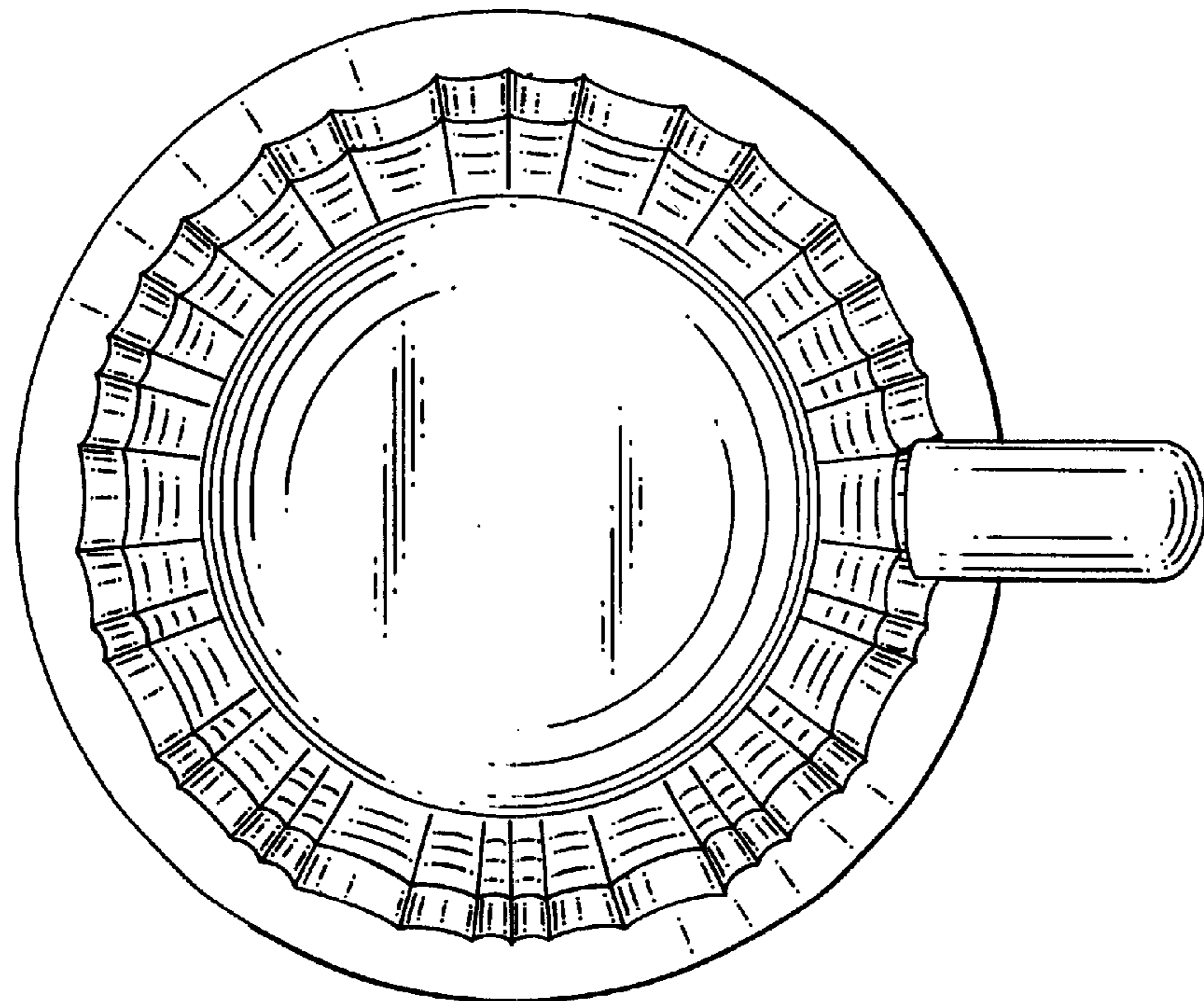


FIG. 4

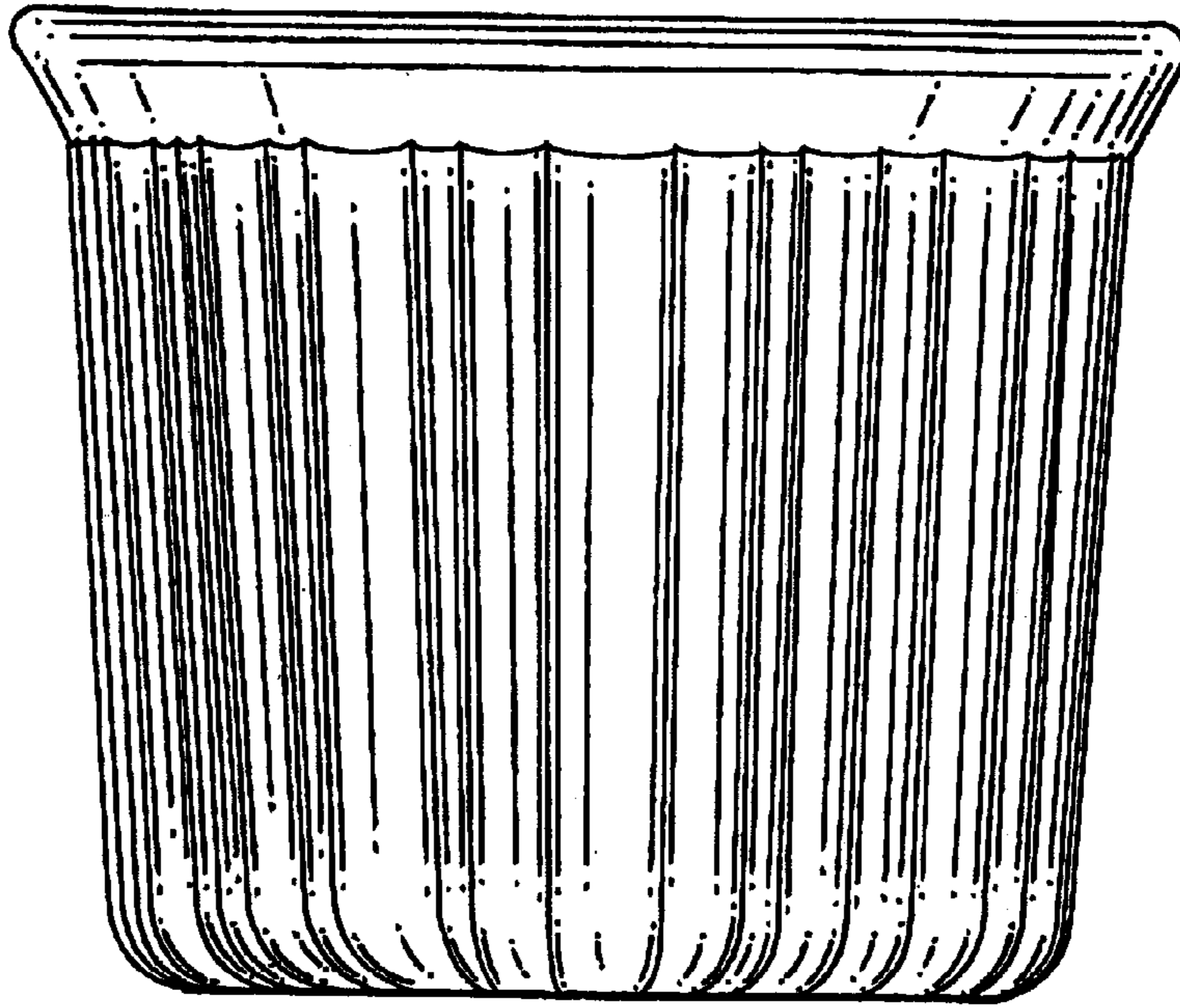


FIG. 5

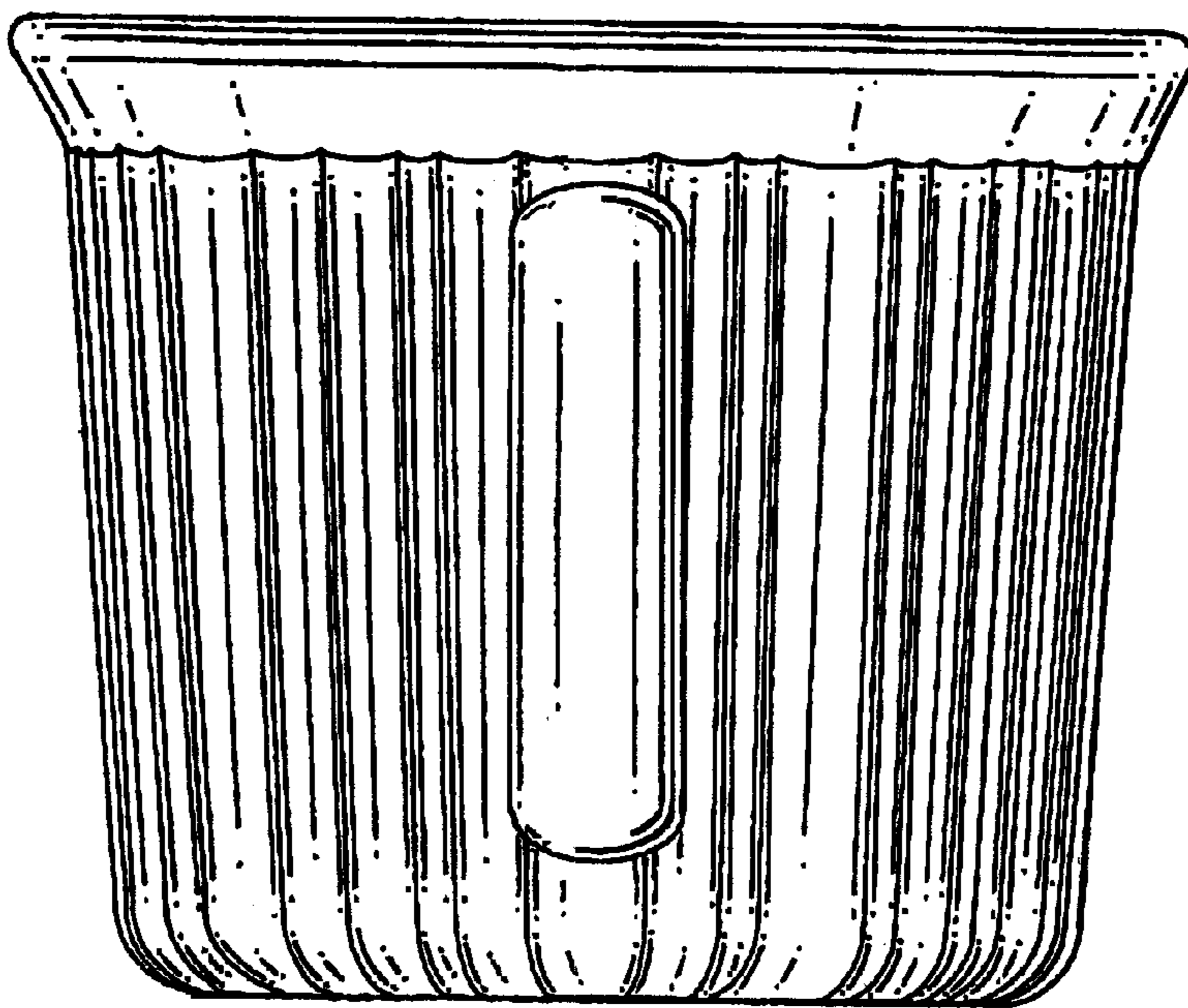


FIG. 6